



# GRANGER-HUNTER

IMPROVEMENT DISTRICT

## Board Meeting of the Board of Trustees May 21, 2024

**January 16, 2024**  
**February 20, 2024**  
**March 19, 2024**  
**April 16, 2024**  
**May 21, 2024**  
June 25, 2024

*July 16, 2024(If Needed)*  
August 20, 2024  
September 17, 2024  
October 15, 2024  
November 12, 2024  
December 17, 2024

## **THE BOARD OF TRUSTEES OF THE GRANGER-HUNTER IMPROVEMENT DISTRICT**

*PUBLIC NOTICE* is hereby given by the Board of Trustees that Granger-Hunter Improvement District will hold a Board Meeting at 3:00 p.m. on Tuesday, May 21, 2024, at its main office located at 2888 South 3600 West, West Valley City, Utah. Trustees and members of the public are able to attend this meeting in person or electronically through [www.ghid.org](http://www.ghid.org).

### **Agenda**

#### **A. GENERAL**

1. Call to order – Welcome and Opening Thought
2. Report those present for the record
3. Public Comments
4. Consider approval of the April 16, 2024, Board Meeting Minutes
5. Discuss potential conflicts of interest

#### **B. OUR COMMUNITY**

1. Jordan Valley Water Conservancy District Update
2. Central Valley Water Reclamation Facility Update

#### **C. OUR TEAM**

1. Review & consider approval of the revised Employee Handbook (Personnel Policy) Chapter Two – Employment

#### **D. OUR OPERATIONS**

1. Review & discuss Financial Report for April 2024
2. Review & discuss Paid Invoice Report for April 2024
3. Consider approval of the District's Worker's Compensation insurance policy to the Utah Local Governments Trust.
4. Administrative Services Update
5. Water Maintenance Update
6. Wastewater Maintenance Update
  - a. Consider approval to surplus District fleet unit #20, a 2013 Mack GU 800 series dump truck.
7. Water Supply Report
8. Capital Projects Update
  - a. Consider approval of a construction contract for the 23F: East Reclamation Lift Station Improvements Project to Corrio Construction, Inc. in the amount of \$542,813.00.
  - b. Consider approval of a construction contract for the 23L: Well No. 18 Drilling Project to Boart Longyear Company in the amount of \$1,367,530.00.
  - c. Consider approval of a construction contract for the 23L: Well No. 18 Development Project to Widdison Well Services, Inc. in the amount of \$505,250.00.
  - d. Consider approval of a construction contract for the 24E: Fire Hydrant Replacement Project to Hydro Vac Excavation, LLC in the amount of \$744,550.00.
  - e. Consider approval of a supply contract for the 23I: Anderson Water Treatment Plant – Filter Vessels to WesTech Engineering, LLC in the amount of \$1,831,200.00.
  - f. Consider approval of a relocation agreement between Granger-Hunter Improvement District and UDOT for the construction of the Bangerter Highway @ 4700 South Utility Relocation Project.
9. Engineering Department Update

E. CLOSED SESSION

1. Strategy session to discuss pending or reasonably imminent litigation.
2. Strategy session to discuss the sale of real property.

F. PROPERTY SALES & PURCHASE

1. Consider approval to declare surplus and sell a parcel at 2248 South Constitution Blvd.

G. BOARD MEMBERS INPUT, REPORTS, FOLLOW-UP ITEMS OR QUESTIONS

H. CALENDAR

1. The next board meeting will be June 25, 2024

**MINUTES OF THE  
GRANGER-HUNTER IMPROVEMENT DISTRICT  
OPEN MEETINGS TRAINING MEETING**

The Open Meetings Training at Granger-Hunter Improvement District (GHID) was held Tuesday, April 16, 2024, at 2:00 P.M. at the District office located at 2888 S. 3600 W., West Valley City, Utah.

This meeting was conducted electronically in accordance with the Utah Open and Public Meetings Act (Utah Code Ann. (1953) §§ 52-4-1 et seq.) and Chapter 7.12 of the Administrative Policy and Procedures Manual (“Electronic Meetings”).

**Trustees Present:**

Debra Armstrong	Chair
Roger Nordgren	Trustee
Wayne Watts	Trustee

**Staff Members Present:**

Jason Helm	General Manager/Treasurer
Todd Marti	Assistant General Manager/District Engineer
Troy Stout	Assistant General Manager/Chief Operating Officer
Michelle Ketchum	Director of Administration – <i>Excused</i>
Dustin Martindale	Director of Water Systems
Ricky Necaie	Director of Wastewater
Victor Narteh	Director of Engineering
Justin Gallegos	Director of Information Technology – <i>Excused</i>
Austin Ballard	Controller/Clerk
Dakota Cambuzzi	Human Resource Manager
Kristy Johnson	Executive Assistant

**Guests:**

Adam Spackman	System Administrator, GHID – <i>Electronically</i>
Heather Anderson	UASD

A copy of the exhibits referred to in these minutes is attached and incorporated by this reference. The exhibits are also included in the official minute books maintained by Granger-Hunter Improvement District.

**CALL TO ORDER**

At 2:05 P.M. Debra Armstrong called the meeting to order and recognized all those present.

**TRAINING**  
**Open and Public Meetings Act Training**

Heather Anderson with Utah Association of Special Districts (UASD) presented the Open and Public Meetings Act Training to the Board of Trustees and staff. – See Open and Public Meetings Act Training attached to these minutes for details.

**ADJOURNED**

Inasmuch as all agenda items have been satisfied, Roger Nordgren made a motion to adjourn the meeting. Following a second from Wayne Watts, the motion passed as follows and the meeting adjourned at 2:58 P.M.

Armstrong – aye

Nordgren – aye

Watts – aye

Debra K. Armstrong, Chair

\_\_\_\_\_  
Austin Ballard, Clerk

DRAFT

# MINUTES OF THE GRANGER-HUNTER IMPROVEMENT DISTRICT BOARD MEETING

The Meeting of the Board of Trustees of the Granger-Hunter Improvement District (GHID) was held Tuesday, March 19, 2024, at 3:00 P.M. at the District office located at 2888 S. 3600 W., West Valley City, Utah.

This meeting was conducted electronically in accordance with the Utah Open and Public Meetings Act (Utah Code Ann. (1953) §§ 52-4-1 et seq.) and Chapter 7.12 of the Administrative Policy and Procedures Manual (“Electronic Meetings”).

## **Trustees Present:**

Debra Armstrong	Chair
Roger Nordgren	Trustee
Wayne Watts	Trustee

## **Staff Members Present:**

Jason Helm	General Manager/Treasurer
Todd Marti	Assistant General Manager/District Engineer
Troy Stout	Assistant General Manager/Chief Operating Officer
Michelle Ketchum	Director of Administration
Dustin Martindale	Director of Water Systems
Ricky Ncaise	Director of Wastewater
Victor Narteh	Director of Engineering
Justin Gallegos	Director of Information Technology
Austin Ballard	Controller/Clerk
Dakota Cambruzzi	Human Resource Manager
Kristy Johnson	Executive Assistant
Brent Rose	Legal Counsel – Clyde Snow & Sessions PC

## **Guests:**

Adam Spackman	System Administrator, GHID – <i>Electronically</i>
Ian Bailey	GIS, GHID – <i>Electronically</i>
Darcy Brantly	Accountant, GHID – <i>Electronically</i>
Zak Bedard	Engineering Project Manager, GHID – <i>Electronically</i>
Brooke Petersen	Administrative Assistant, GHID – <i>Electronically</i>
Derrick Sorensen	SLCO Real Estate – <i>arrived at 4:07 pm</i>
Walt Gilmore	SLCO Parks and Recreation – <i>arrived at 4:07 pm</i>

A copy of the exhibits referred to in these minutes is attached and incorporated by this reference. The exhibits are also included in the official minute books maintained by Granger-Hunter Improvement District.





**Review & Discuss Paid Invoice Report for March 2024**

Mr. Ballard discussed the March check report. The March check report totaled \$5,135,886.54 coming from six categories: infrastructure (24%), series 2019 bond P&I payment (23%), Central Valley (23%), payroll taxes and employee benefits (11%), Jordan Valley Water (6%), and other (13%). – See March 2024 Paid Invoice Report attached to these minutes for details.

**Administrative Services Update**

Michelle Ketchum presented the Administrative Services Update. Ms. Ketchum discussed the JWCD Conservation Grant Funding proposal recommendations and the success of the past grant funding. – See Administrative Services Update attached to these minutes for details.

**Water Maintenance Update**

Dustin Martindale presented the water maintenance update. Mr. Martindale discussed the annual system flushing program. – See Water Maintenance Update report attached to these minutes for details.

**Consider Approval of Purchase of New Compact Track Loader from Wheeler Machinery Company**

Mr. Martindale asked the Board to consider approval of the purchase of a new compact track loader from Wheeler Machinery Company in the amount of \$81,675.00. Wayne Watts made a motion to approve the purchase as noted and authorize the General Manager to approve the purchase of the 2024 model if the other model is no longer available. Following a second from Roger Nordgren, the motion passed as follows:

Armstrong – aye                                  Nordgren – aye                                  Watts – aye

**Consider Approval for District 2017 CAT Track Loader Deemed Surplus & Posted on State of Utah Public Surplus Auction Site or Trade-in with Wheeler Machinery Company**

Mr. Martindale asked the Board to consider approval for District 2017 CAT track loader to be deemed as surplus and posted on the State of Utah Public Surplus Auction site with a minimum sale price of \$51,000.00. If the track loader fails to sell at or above \$51,000.00, consider concurrent approval for the District to trade in the compact track loader at a quoted market value of \$50,000.00 to Wheeler Machinery Company. Roger Nordgren made a motion to approve the surplus or trade-in as noted and authorize the General Manager to finalize the details of the sale. Following a second from Wayne Watts, the motion passed as follows:

Armstrong – aye                                  Nordgren – aye                                  Watts – aye

**Wastewater Maintenance & Fleet Update**

Ricky Necaise presented the wastewater maintenance and fleet report. – See the Wastewater Maintenance and Fleet Update report attached to these minutes for details.

**Water Supply Report**

Todd Marti and Justin Gallegos presented the water supply report and noted the addition of the sewer report. – See Water Supply Report attached to these minutes for details.

**Capital Projects Update**

Mr. Marti and Victor Narteh presented the Capital Projects update. – See Capital Projects Update attached to these minutes for details.

**Consider Approval of Contract Amendment for 21F: SCADA Upgrades for APCO, Inc. for Communication Upgrades and Maintenance Support**

Mr. Marti asked the Board to consider approval of a contract amendment for 21F: SCADA Upgrades for APCO, Inc. for communication upgrades and maintenance support in the amount of \$148,200.00. Roger Nordgren made a motion to approve the contract amendment as noted. Following a second from Wayne Watts, the motion passed as follows:

Armstrong – aye                      Nordgren – aye                      Watts – aye

**Consider Approval of Sole Source Purchase of One Wastewater Lift Station Pump for 24G: Armstrong Pump Replacement**

Mr. Marti asked the Board to consider approval of sole source purchase of one wastewater lift station pump for the 24G: Armstrong Pump Replacement in the amount of \$51,580.00. Wayne Watts made a motion to approve the purchase as noted. Following a second from Debra Armstrong, the motion passed as follows:

Armstrong – aye                      Nordgren – aye                      Watts – aye

**Engineering Department Update**

Victor Narteh presented the Engineering Department update. – See Engineering Department Update attached to these minutes for details.

**CLOSED SESSION**

At 4:32 P.M., Roger Nordgren made a motion to enter into a closed session for a strategy session to discuss purchase, sale, exchange, or lease of real property. Following a second from Wayne Watts, the motion passed as follows;

Armstrong – aye                      Nordgren – aye                      Watts – aye

All Trustees; Jason Helm, General Manager; Todd Marti, Assistant General Manager/District Engineer; Troy Stout, Assistant General Manager/Chief Operating Officer; Dustin Martindale, Director of Water Systems; Victor Narteh, Director of Engineering; Justin Gallegos, Director of Information Technology; Austin Ballard, Controller/Clerk; Kristy Johnson, Executive Assistant; Brent Rose, District legal counsel; Derrick Sorensen, SLCO Real Estate, and Walt Gilmore, SLCO Park and Recreation were present for the closed session.

At 4:54 P.M., Wayne Watts made a motion to end the closed session and enter back into an open session. Following a second from Roger Nordgren, the motion passed as follows;

Armstrong – aye                      Nordgren – aye                      Watts – aye

Inasmuch as all agenda items have been satisfied, Roger Nordgren made a motion to adjourn the meeting. Following a second from Wayne Watts, the motion passed as follows and the meeting adjourned at 4:55 P.M.

Armstrong – aye                      Nordgren – aye                      Watts – aye

**BOARD MEMBERS**  
**INPUT, REPORTS,**  
**FOLLOW-UP ITEMS**  
**OR QUESTIONS**

**ADJOURNED**

Debra K. Armstrong, Chair

---

Austin Ballard, Clerk

---

DRAFT



# OUR COMMUNITY

- Jordan Valley Water Conservancy District Update
- Central Valley Water Reclamation Facility Update





JORDAN VALLEY WATER  
CONSERVANCY DISTRICT

---

# 2023 Water Data Collection and Results

---

## Granger-Hunter Improvement District



## 2023 Water Supply and Demand Data



### What we need

- Data we use
  - Supply by month
  - Demand by category and month
  - Service area population
- Check data accuracy

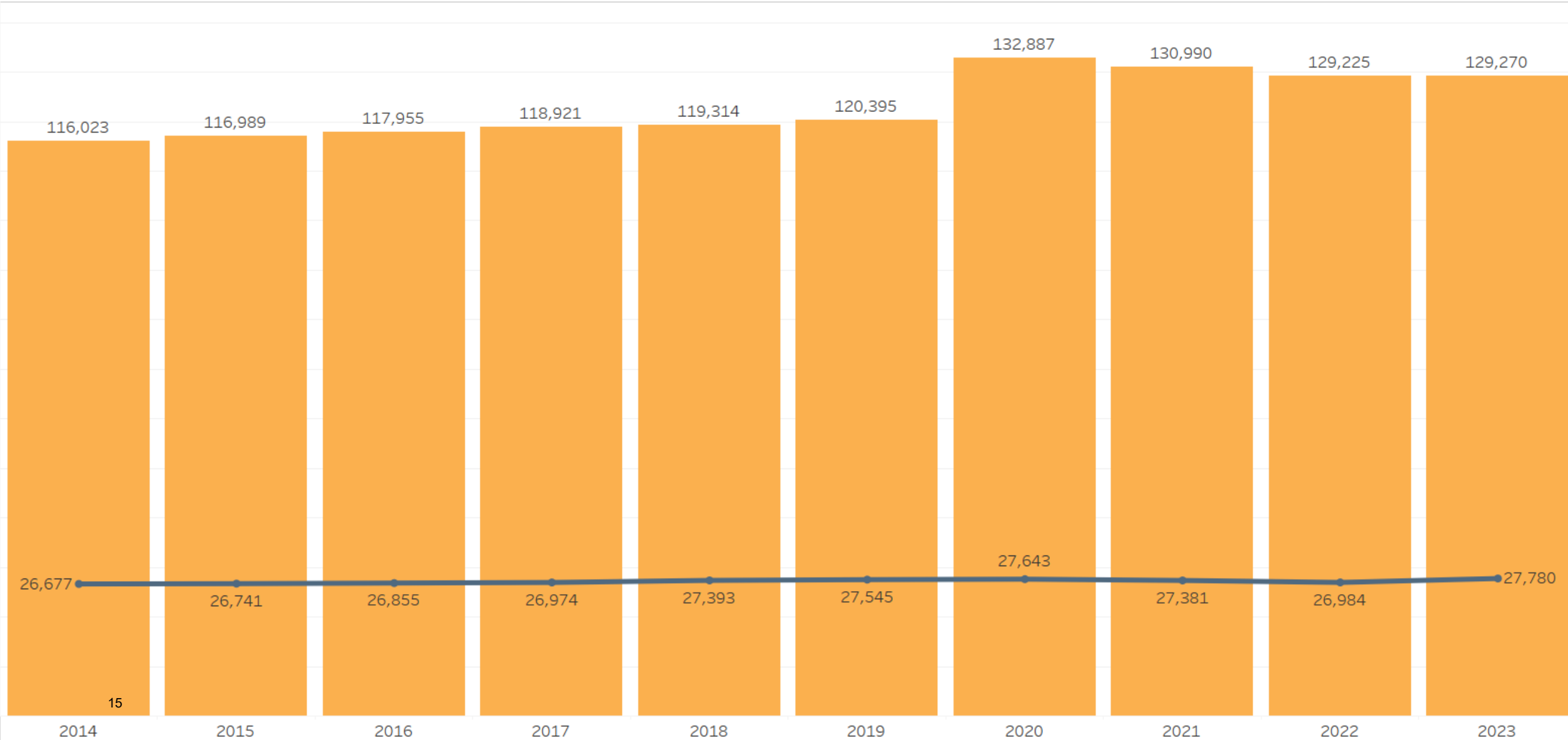
### What we use it for

- Water supply planning
- Water conservation progress
- Consumptive use reporting



# Population vs Connections by Year

Granger Hunter Improvement District



15

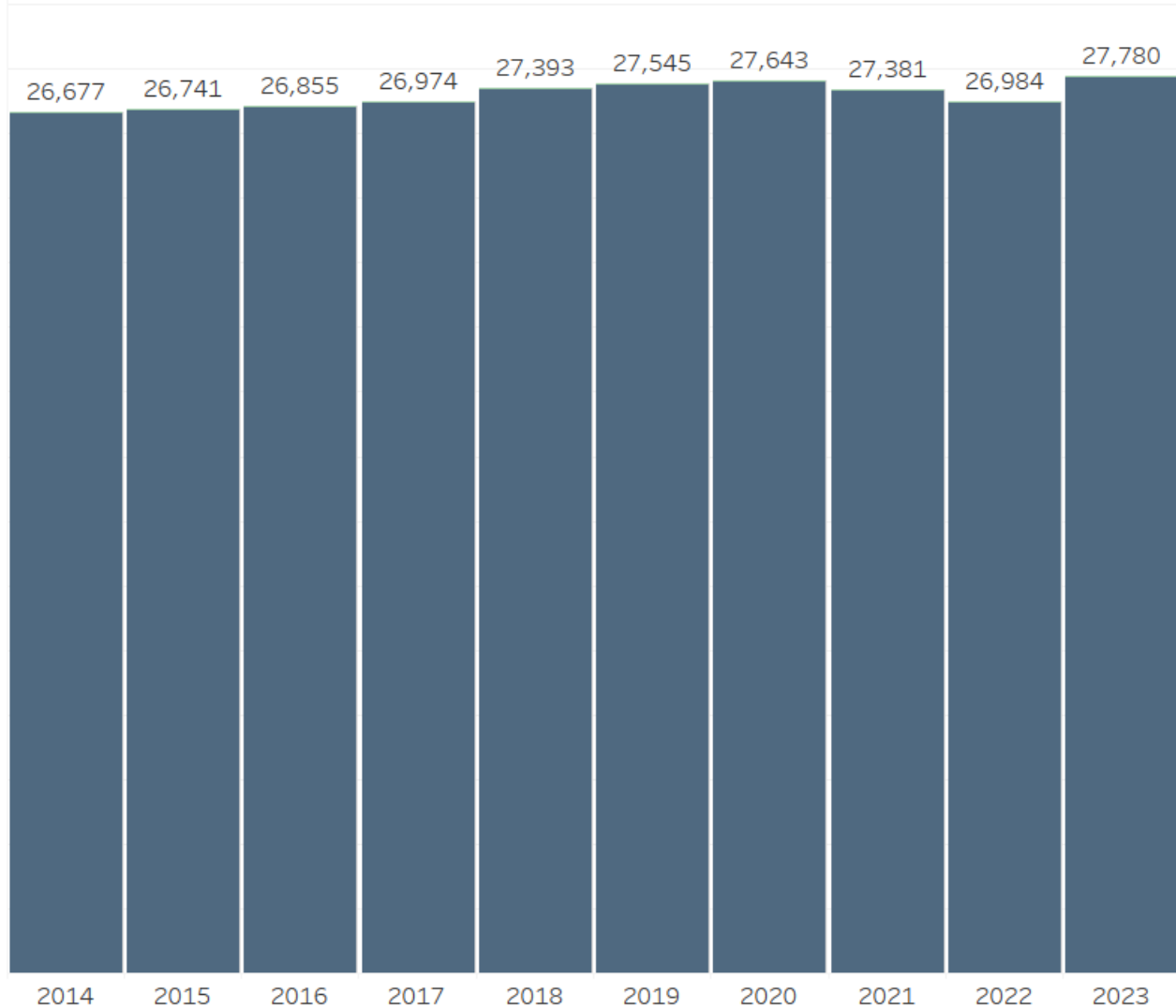


# Demand Connection Details

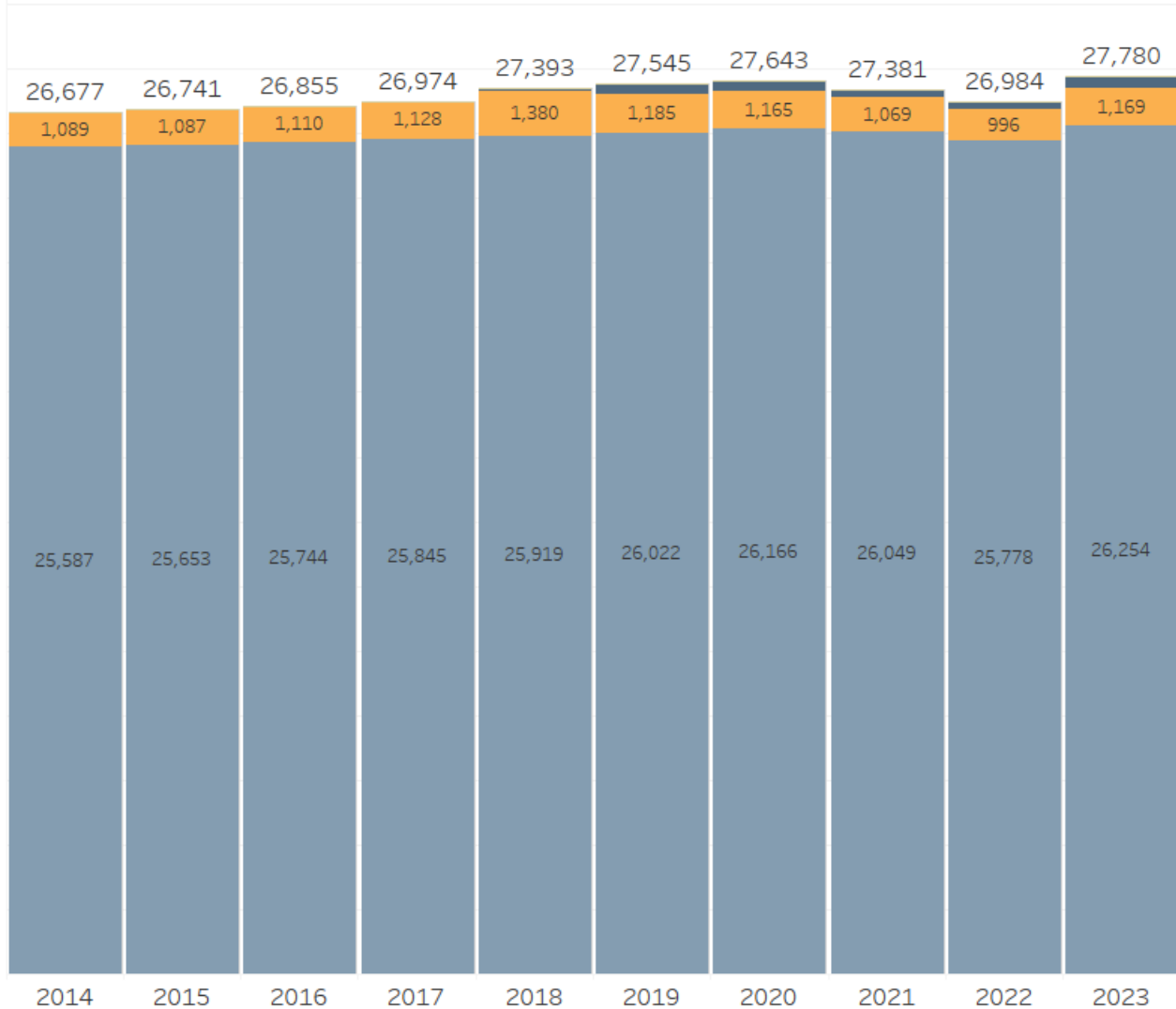
## Granger Hunter Improvement District



### Connections by Source Type



### Connections by Customer Classification



Secondary Connections  
Culinary Connections

Other Connections  
Non-revenue Connections  
Industrial Connections  
Institutional Connections  
Commercial Connections  
Residential Connections



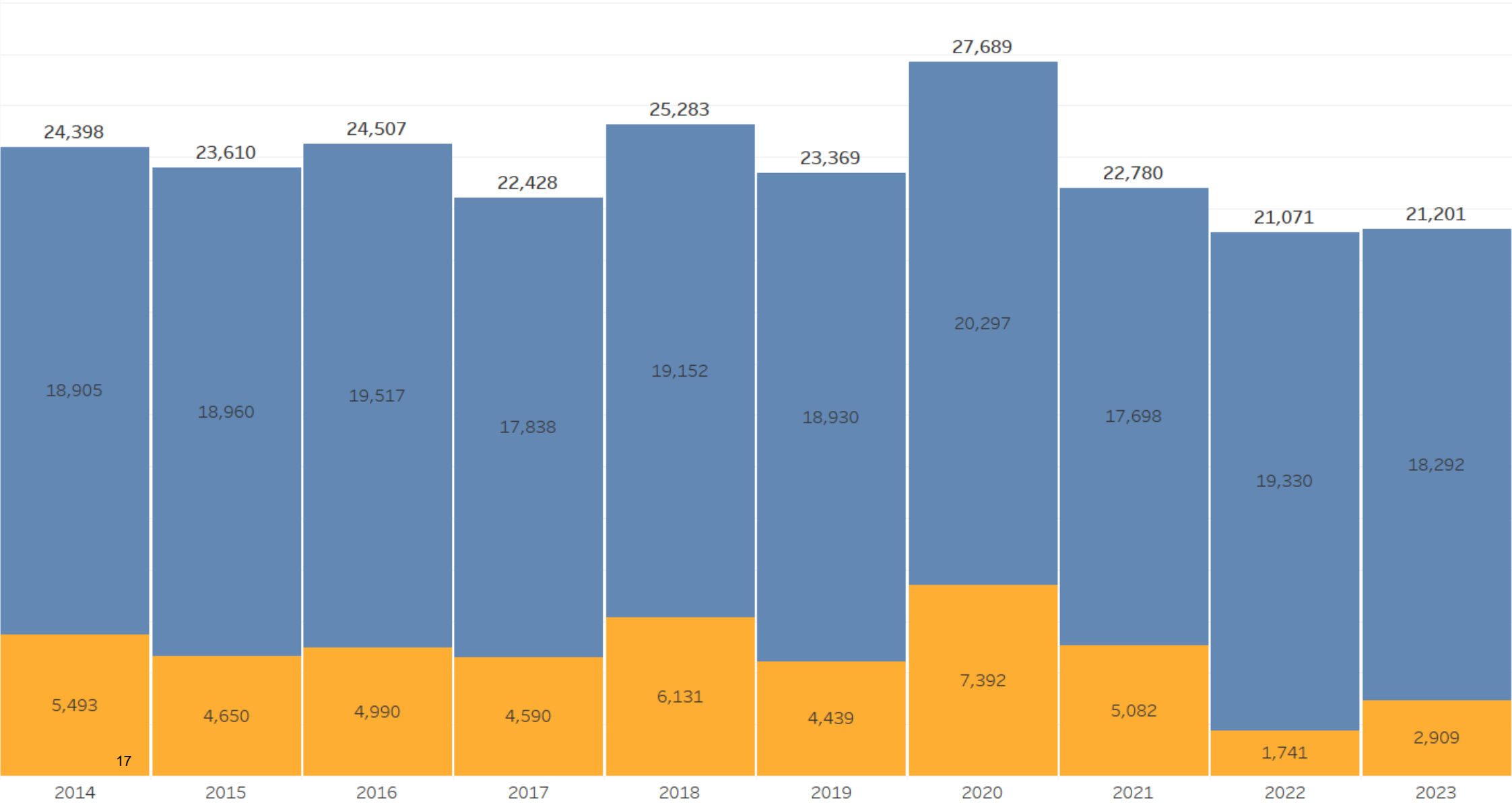


### Supply (af) by Type

Granger Hunter Improvement District



- JVWCD Supply
- Internal Well Supply
- Secondary Supply
- Other External Supply
- Reuse Supply
- Other Internal Supply



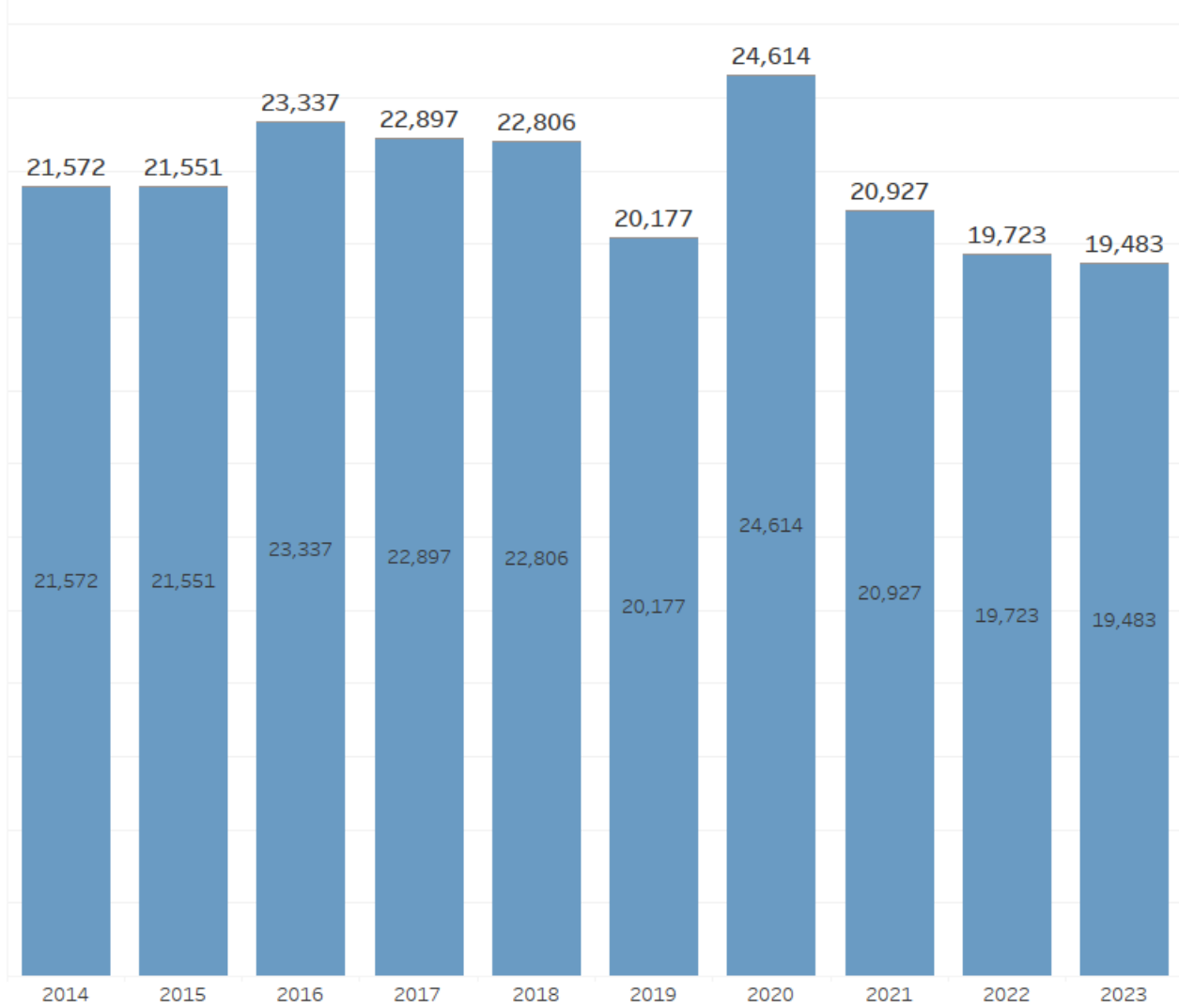


# Water Demand Details

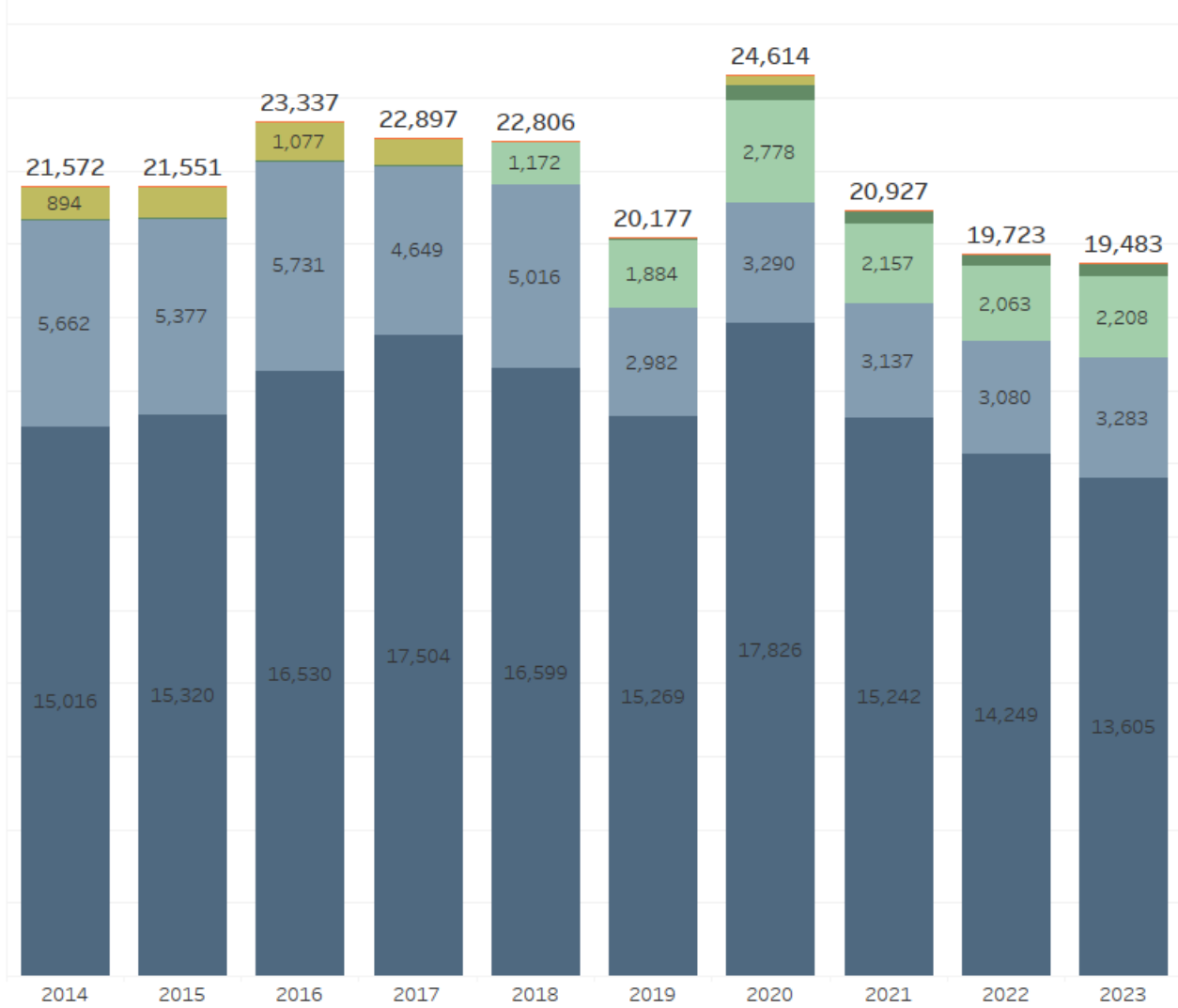
Granger Hunter Improvement District



### Demand (af) by Source Type



### Demand (af) by Customer Class



■ Total Culinary Demand (af)  
■ Total Secondary Demand (af)

■ Residential Demand (af)  
■ Commercial Demand (af)  
■ Institutional Demand (af)  
■ Non-Revenue Demand (af)  
■ Other Demand (af)  
■ Industrial Demand (af)



# Data Analysis

---

Data comparison over time

Indoor vs Outdoor water use

Monthly comparison

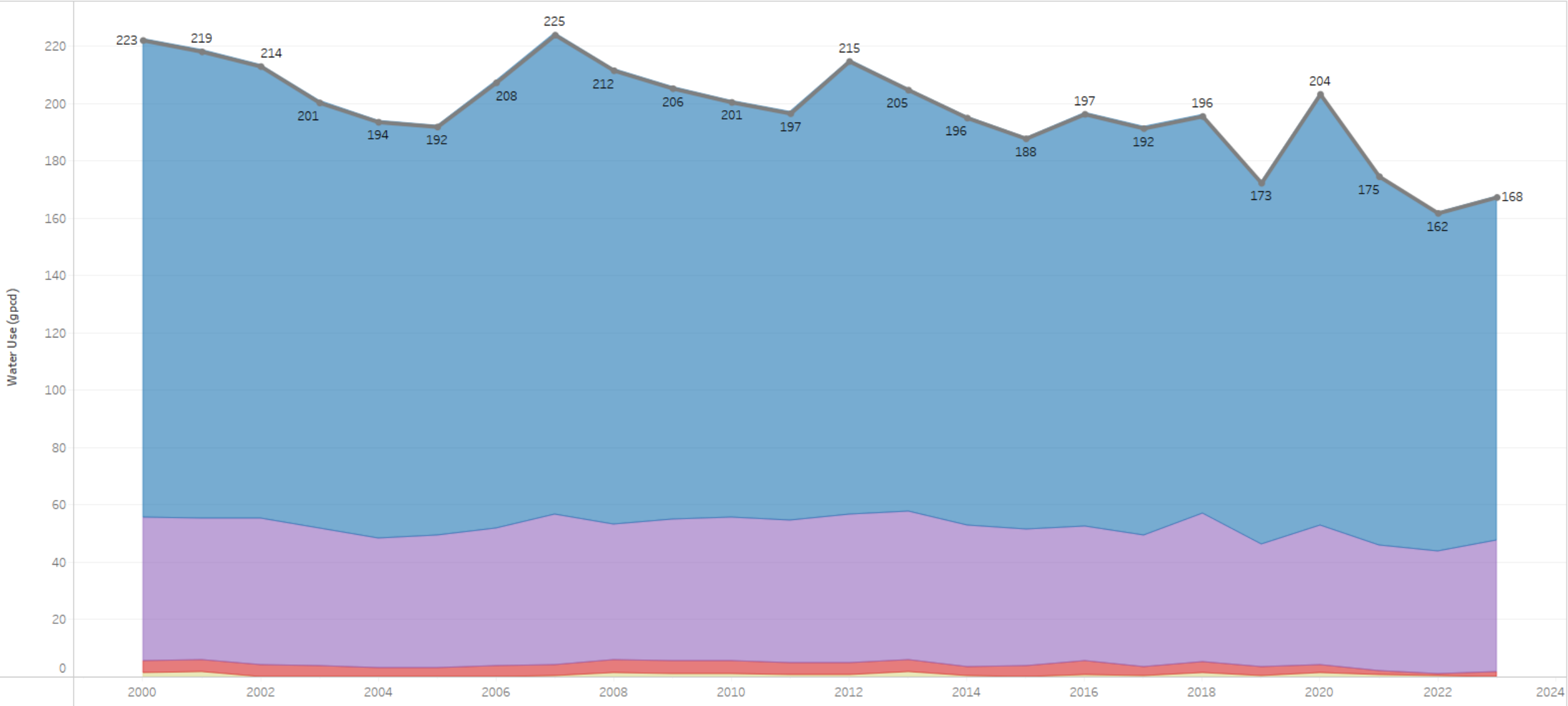
District-wide analysis





# Annual Water Demand Over Time (gpcd)

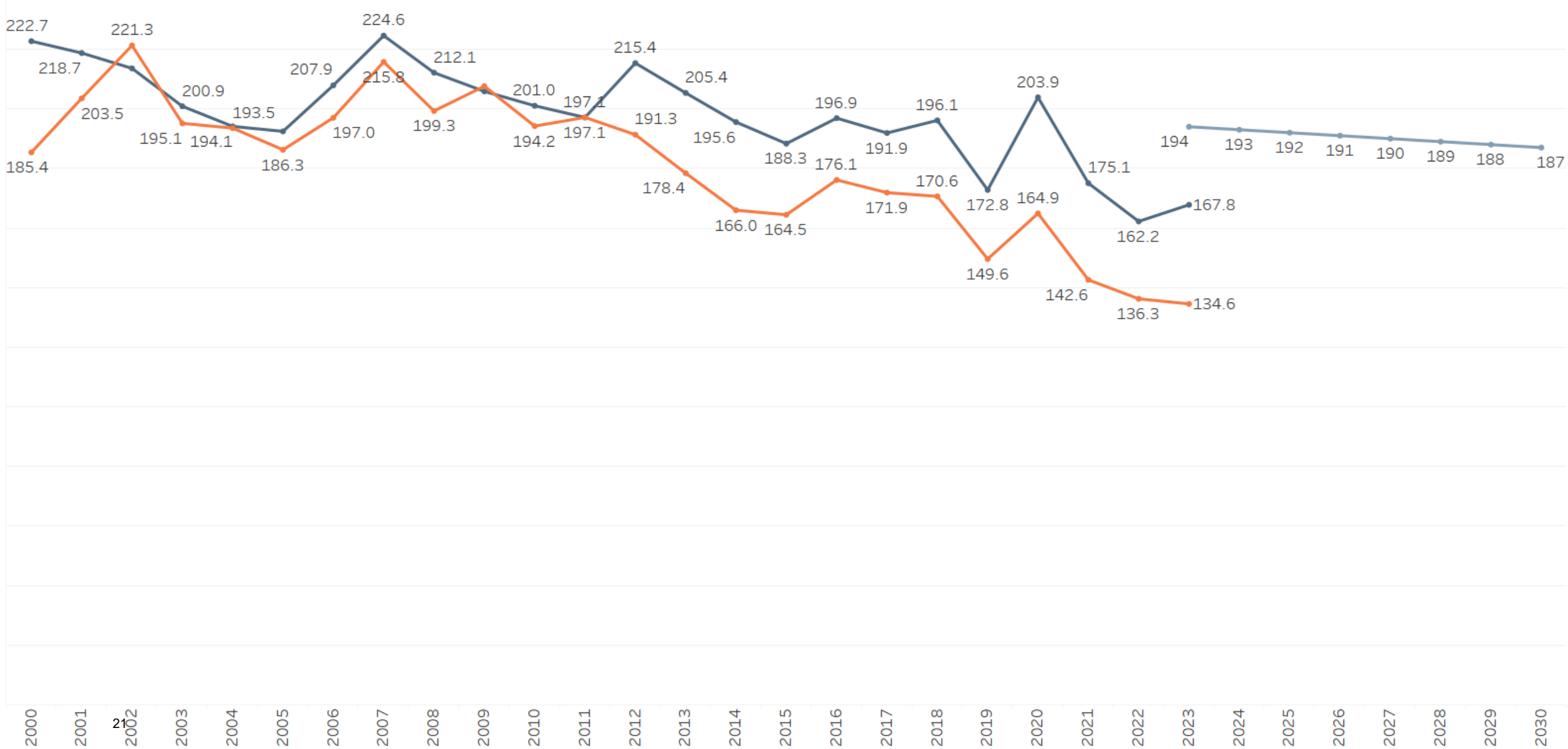
## All Agencies Combined (Area Chart with CII Combined)



- Combined Total Water Demand (gpcd)
- Combined Residential Water Demand (gpcd)
- Combined CII Water Demand (gpcd)
- Combined Non-revenue Water Demand (gpcd)
- Combined Other Water Demand (Without Herri..)



# Comparing Granger Hunter Improvement District Demand (gpcd) to Average Service Area Wide Demand (gpcd) with Future Goal



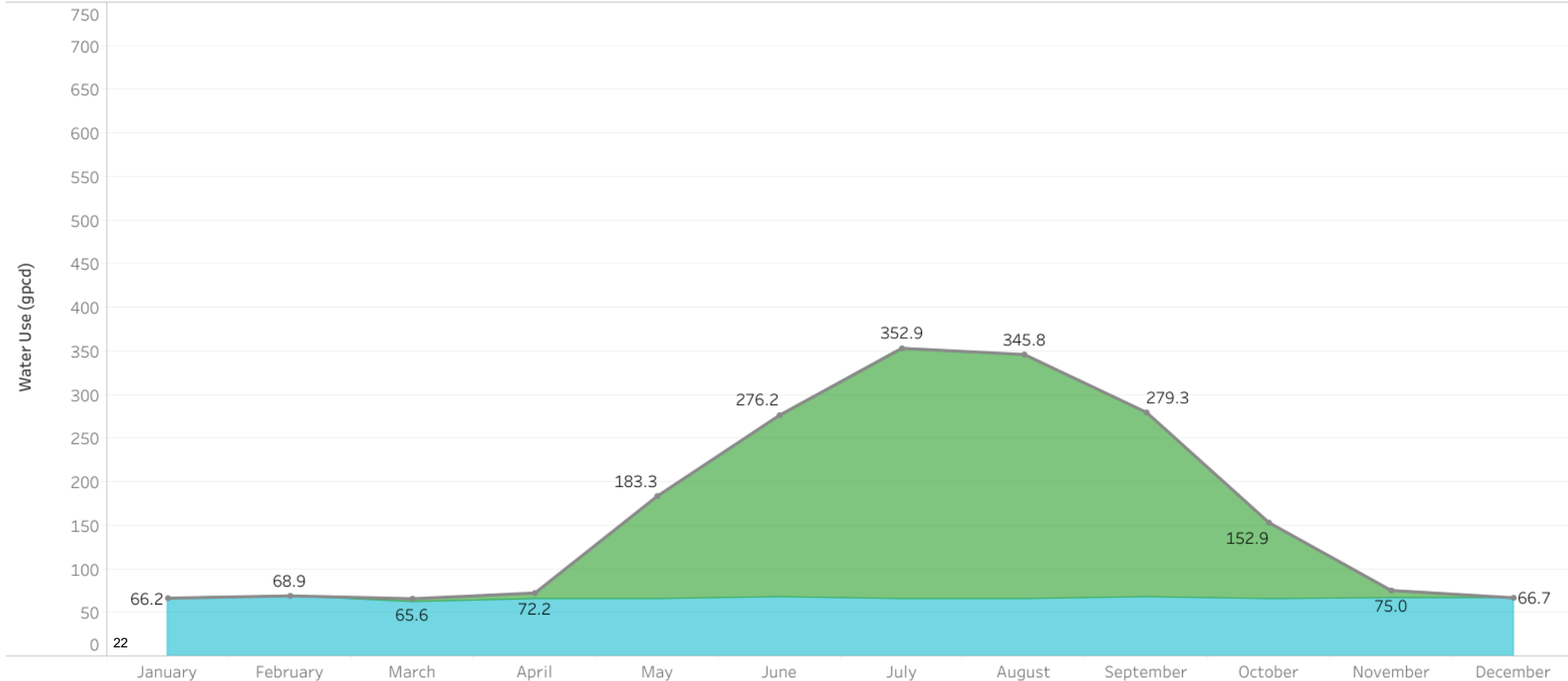


# Monthly Comparison of Estimated Outdoor & Indoor Total Water Demand

All



## Estimated Outdoor & Indoor Water Demand (GPCD) by Month for 2023



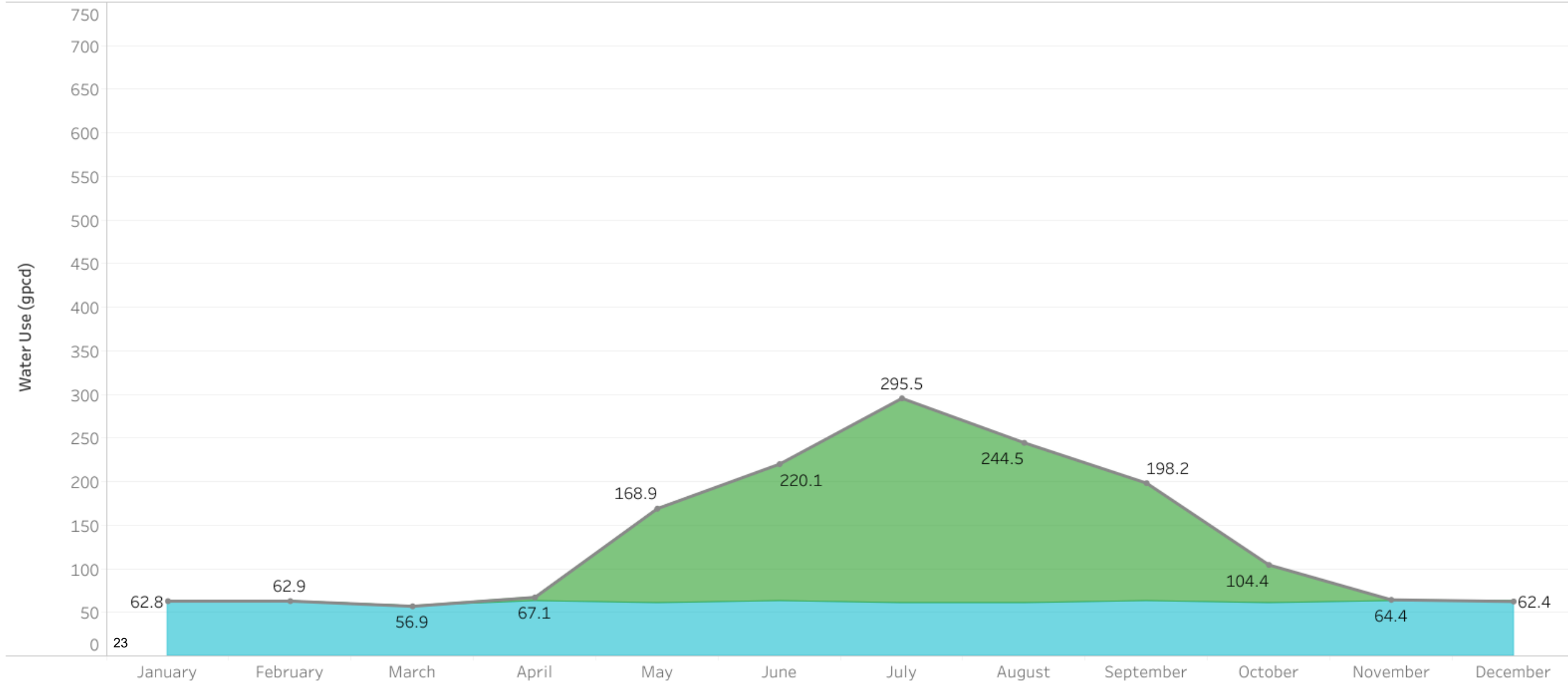


# Monthly Comparison of Estimated Outdoor & Indoor Total Water Demand

Granger Hunter Improvement District



## Estimated Outdoor & Indoor Water Demand (GPCD) by Month for 2023





# Annual Comparison of Estimated Outdoor & Indoor Total Water Demand

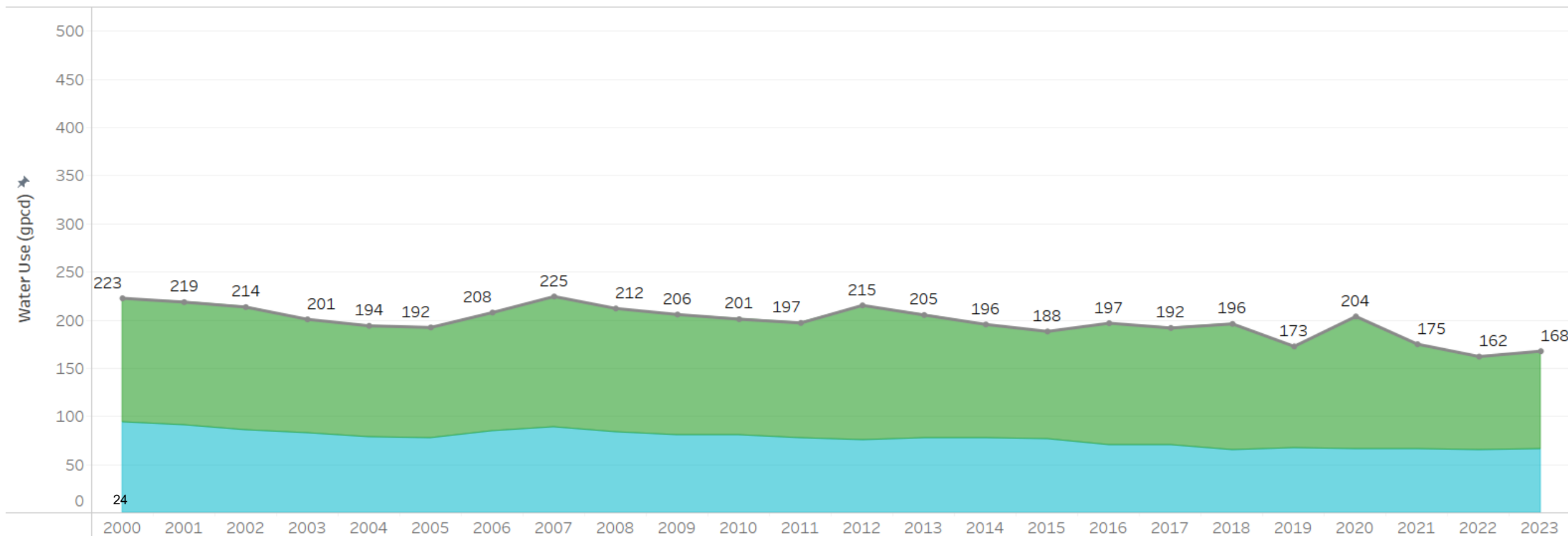
All



## Percent of Outdoor/Indoor Total Water Demand

	2000	2001	2002	2003	2004	2005	2006	2007	2008	2009	2010	2011	2012	2013	2014	2015	2016	2017	2018	2019	2020	2021	2022	2023	Gran..
% Outdoor Water Demand	58%	58%	60%	59%	60%	60%	59%	60%	61%	61%	60%	61%	65%	62%	61%	60%	64%	63%	67%	61%	67%	62%	60%	61%	61%
% Indoor Water Demand	42%	42%	40%	41%	40%	40%	41%	40%	39%	39%	40%	39%	35%	38%	39%	40%	36%	37%	33%	39%	33%	38%	40%	39%	39%

## Estimated Outdoor & Indoor Annual Combined Total Water Demand (gpcd)







# Annual Comparison of Estimated Outdoor & Indoor Total Water Demand

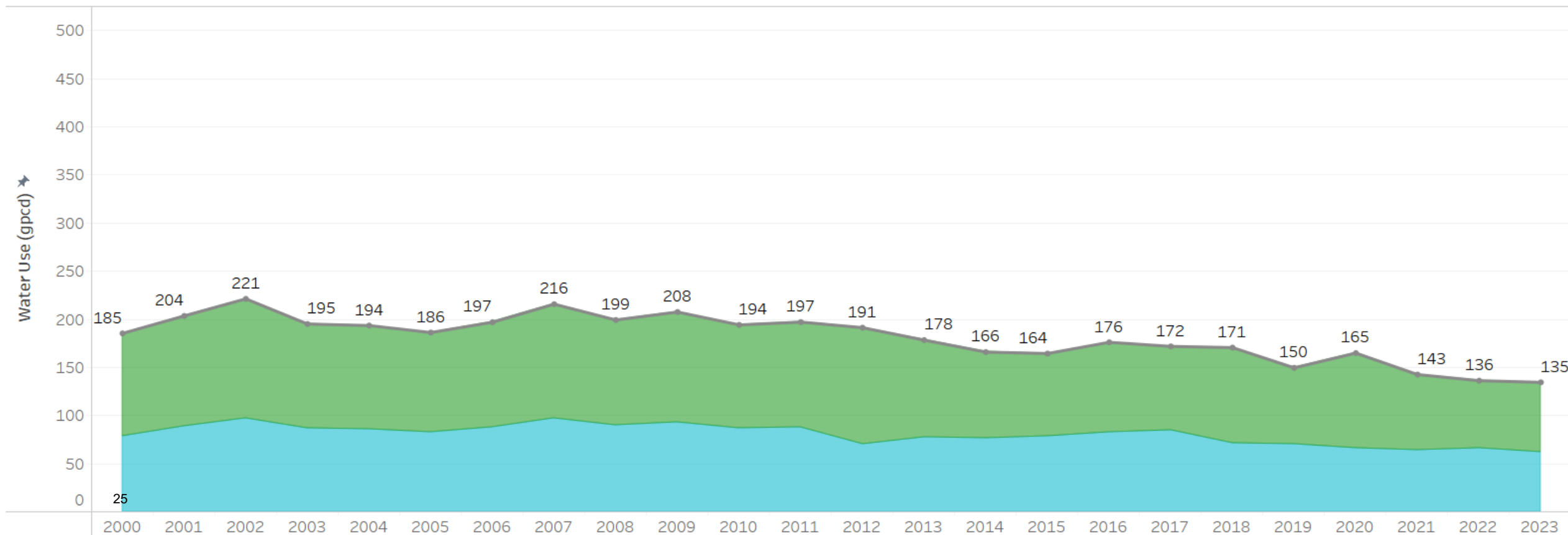
Granger Hunter Improvement District



## Percent of Outdoor/Indoor Total Water Demand

	2000	2001	2002	2003	2004	2005	2006	2007	2008	2009	2010	2011	2012	2013	2014	2015	2016	2017	2018	2019	2020	2021	2022	2023	Gran..
% Outdoor Water Demand	58%	56%	56%	56%	56%	56%	55%	55%	55%	55%	55%	55%	63%	56%	54%	52%	53%	51%	58%	53%	60%	55%	52%	54%	55%
% Indoor Water Demand	42%	44%	44%	44%	44%	44%	45%	45%	45%	45%	45%	45%	37%	44%	46%	48%	47%	49%	42%	47%	40%	45%	48%	46%	45%

## Estimated Outdoor & Indoor Annual Combined Total Water Demand (gpcd)





# Social Media

Launched a coordinated social media campaign with our Member Agency communications teams.

I DON'T KNOW WHO IN THE SALT LAKE VALLEY NEEDS TO HEAR THIS BUT.....





## WAIT TO WATER YOUR LAWN.



SINCERELY,  CONSERVATION GARDEN PARK

**HOW DO I WAIT TO WATER?**

-  Use a hose to water new plants manually & separate from the rest of your yard, so you can keep your sprinklers off.
-  Waiting to water your lawn will help it grow deeper roots which makes it more resilient during summer.
-  Raise your mower deck & blades to keep your grass about 3-4" tall through Spring. This will keep more moisture in the soil and your grass greener, longer.
-  Watch the forecast for rain and let nature do the work for you. Keep your sprinklers off until Mother's Day.

## WHY WAIT TO WATER?

-  We've had normal precipitation & there's rain in the forecast, too! We don't need to water until Mother's Day.
-  Soil moisture levels are high. Even if temperatures are warm, the soil (near plant roots) is moist.
-  Roots of established plants, shrubs and trees can access water that is deep down in the soil.
-  We'll need water during the hotter months, and in the future when there's a drought, so we need to conserve what we have now.

Join our **FREE** classes to learn about waterwise gardening & irrigation in Utah.

[conservationgardenpark.org/events](http://conservationgardenpark.org/events)



# Billboards

---

Worked with Slow the Flow to extend the billboard run time.



**JORDAN VALLEY WATER CONSERVANCY DISTRICT**

*Monthly Summary of Water Deliveries in Acre Feet*

April 2024

**Municipal and Industrial (M&I) Water Deliveries**

Wholesale System	This Month	Previous Year	% Change	YTD	YTD Prev Year	YTD % Change	Fiscal YTD	Fiscal YTD Prev Year	Fiscal YTD % Change
Bluffdale City	185.05	153.26	21%	575.58	544.48	6%	2,583.33	2,533.21	2%
Copperton Improvement District	0.00	0.00		0.00	0.00		10.95	29.23	-63%
Draper City	205.30	145.05	42%	612.46	545.10	12%	3,242.35	3,182.29	2%
Granger-Hunter Improvement District	821.28	942.54	-13%	2,612.74	3,343.56	-22%	13,480.04	14,857.26	-9%
Herriman City <sup>3</sup>	327.75	189.27	73%	1,000.33	618.75	62%	5,100.30	4,238.34	20%
Hexcel Corporation	77.36	77.67	0%	352.87	309.12	14%	736.92	762.98	-3%
Kearns Improvement District	409.39	334.06	23%	1,463.02	1,316.33	11%	5,983.07	5,721.88	5%
Magna Water District	64.92	67.33	-4%	263.71	272.25	-3%	669.10	662.89	1%
Midvale City	157.07	114.82	37%	545.09	503.61	8%	2,270.13	2,625.33	-14%
Riverton City	411.95	348.56	18%	1,485.38	1,335.51	11%	4,521.60	4,115.71	10%
South Jordan City <sup>3</sup>	834.85	615.48	36%	2,433.48	2,195.29	11%	12,621.69	12,493.44	1%
City of South Salt Lake	158.79	103.37	54%	465.25	401.47	16%	963.91	823.20	17%
Taylorsville-Bennion Improvement District	408.26	277.87	47%	1,938.64	1,694.46	14%	4,236.12	4,115.49	3%
Utah Div. of Fac. Const. and Mgmt.	0.94	10.88	-91%	7.11	68.99	-90%	73.34	180.50	-59%
WaterPro, Inc.	0.00	0.22	-100%	0.00	170.39	-100%	829.29	872.59	-5%
City of West Jordan <sup>3</sup>	1,116.13	890.00	25%	3,756.66	3,285.33	14%	16,223.06	15,998.52	1%
White City Water Improvement District	0.00	0.00		0.00	0.00		0.00	0.00	
Willow Creek Country Club <sup>6</sup>	10.86	3.19	240%	12.78	3.59	256%	189.64	208.64	-9%
<b>Wholesale System Subtotal</b>	<b>5,189.89</b>	<b>4,273.58</b>	<b>21%</b>	<b>17,525.09</b>	<b>16,608.23</b>	<b>6%</b>	<b>73,734.84</b>	<b>73,421.51</b>	<b>0%</b>
Retail System <sup>2</sup>	399.67	329.48	21%	1,376.98	1,281.35	7%	5,944.30	5,683.45	5%
<b>Total Wholesale &amp; Retail</b>	<b>5,589.56</b>	<b>4,603.07</b>	<b>21%</b>	<b>18,902.07</b>	<b>17,889.57</b>	<b>6%</b>	<b>79,679.14</b>	<b>79,104.96</b>	<b>1%</b>

**Other M&I Deliveries**

MWDSLS (Treated and Transported) <sup>4</sup>	768.65	433.68	77%	1,737.58	972.94	79%	8,395.31	8,196.99	2%
District Use (Non-revenue) <sup>5</sup>	33.54	27.62	21%	113.41	107.34	6%	478.07	474.63	1%
<b>Other M&amp;I Subtotal</b>	<b>802.19</b>	<b>461.30</b>	<b>74%</b>	<b>1,850.99</b>	<b>1,080.28</b>	<b>71%</b>	<b>8,873.39</b>	<b>8,671.62</b>	<b>2%</b>
<b>Total M&amp;I Deliveries</b>	<b>6,391.75</b>	<b>5,064.36</b>	<b>26%</b>	<b>20,753.06</b>	<b>18,969.85</b>	<b>9%</b>	<b>88,552.53</b>	<b>87,776.58</b>	<b>1%</b>

**Irrigation and Raw Water Deliveries**

Welby Jacob Water Users	51.12	0.00		51.12	0.00		16,250.36	14,091.90	15%
<b>Total Irrigation and Raw Water</b>	<b>51.12</b>	<b>0.00</b>		<b>51.12</b>	<b>0.00</b>		<b>16,250.36</b>	<b>14,091.90</b>	<b>15%</b>
<b>Total Deliveries</b>	<b>6,442.87</b>	<b>5,064.36</b>	<b>27%</b>	<b>20,804.18</b>	<b>18,969.85</b>	<b>10%</b>	<b>104,802.90</b>	<b>101,868.48</b>	<b>3%</b>

<sup>1</sup> The City of South Salt Lake contract is based on a fiscal year. All other contracts are based on a calendar year.

<sup>2</sup> Retail deliveries are finalized after billing. Preliminary estimates using AMI data are made for the month previous to today.

<sup>3</sup> Contract amount is minimum purchase plus remediated water.

<sup>4</sup> Water treated and transported for MWDSLS by JVVCD is delivered to Salt Lake City at 2100 South.

<sup>5</sup> District Use (Non-revenue) includes water consumed in breaks, reservoir washing, fires, irrigation and facility potable water.

<sup>6</sup> Willow Creek Country Club average annual usage is estimated at 350 acre-feet.



# CENTRAL VALLEY WATER RECLAMATION FACILITY UPDATE



**Central Valley Water Reclamation Facility  
Monthly Cost Summary  
April 30, 2024**

Description	Monthly Costs	O & M Monthly			
		Member Entity	Capital %	Average %	Pretreatment %
Facility Operation	1,701,924	Cottonwood	15.0605%	15.2421%	5.23%
Pretreatment Field	61,107	Mt Olympus	25.3879%	25.6452%	11.42%
Entity Lab Work	5,262	Granger-Hunter	26.0471%	26.6560%	46.73%
Net Lab Costs	100,118	Kearns	11.1549%	11.1138%	7.16%
Bond Trust Payment	1,683,490	Murray	7.2013%	7.2924%	7.16%
Bond/Cash Capital 2021C	4,428,508	South Salt Lake	4.7162%	4.4828%	21.89%
Pay-as-you-go CIP	749,706	Taylorville-Ben	10.4321%	9.5677%	0.41%
	<b>8,730,115</b>		100.0000%	100.0000%	100.0000%

Calculation	Description	Cottonwood	Mount Olympus	Granger-Hunter	Kearns	Murray	South Salt Lake	Taylorville-Bennion	Total
Monthly flows % (Table 3)	Facility Operation	259,408.96	436,461.81	453,664.86	189,148.43	124,111.11	76,293.85	162,834.98	1,701,924.00
Directly reimbursable costs	Pretreatment Field	3,195.90	6,978.42	28,555.30	4,375.26	4,375.26	13,376.32	250.54	61,107.00
Directly reimbursable costs	Entity Lab Work	60.00	735.00	2,433.00	90.00	540.00	300.00	1,104.00	5,262.00
Monthly flows % (Table 3)	Net Lab Costs	15,260.09	25,675.46	26,687.45	11,126.91	7,301.01	4,488.09	9,578.99	100,118.00
	Total O & M	277,924.95	469,850.69	511,340.61	204,740.60	136,327.38	94,458.26	173,768.51	1,868,411.00
	2021C Bond Entity Draws (Do not pay)	666,955.45	1,124,305.18	1,153,497.91	493,995.64	318,910.15	-	461,986.38	4,219,650.71
	Cash Entity Capital	-	-	-	-	-	208,857.29	-	208,857.29
	Monthly CIP (pay-as-you-go)	112,909.47	190,334.61	195,276.67	83,628.95	53,988.58	35,357.63	78,210.09	749,706.00
	2017 A & B Bond Trust Payments	52,655.01	-	91,066.66	41,200.00	25,177.36	16,488.96	-	226,587.99
	2019A Bond Trust Payments	(30,633.75)	-	(52,981.09)	(22,689.51)	(14,647.65)	-	-	(120,952.00)
	2020A Loan DS Payments	99,874.79	168,361.00	172,732.34	73,974.07	47,755.52	-	69,181.27	631,878.99
	2021A Bank of Utah	18,966.14	31,971.74	32,801.89	14,047.70	9,068.81	5,939.25	13,137.46	125,932.99
	2021B Bond Trust Payments	20,556.98	34,653.47	35,553.25	15,225.99	9,829.49	6,437.42	14,239.40	136,496.00
	2021C Bond Trust Payments	108,041.28	182,127.41	186,856.19	80,022.73	51,660.36	-	74,838.06	683,546.03
	<b>Total Entity Bill for Month</b>	<b>660,294.87</b>	<b>1,077,298.92</b>	<b>1,172,646.52</b>	<b>490,150.53</b>	<b>319,159.85</b>	<b>367,538.81</b>	<b>423,374.79</b>	<b>4,510,464.29</b>

Member Entity	2017A Bond %	2017B Bond %	2019A Bond %	2020A Loan %	2021A Bond %	2021B Bond %	2021C Bond %	2024A Bond %
Cottonwood	28.4026%	0.00%	25.3272%	15.8060%	15.0605%	15.0605%	15.8060%	16.9514%
Mt Olympus	0.00%	0.00%	0.0000%	26.6445%	25.3879%	25.3879%	26.6445%	28.5755%
Granger-Hunter	49.1222%	0.00%	43.8034%	27.3363%	26.0471%	26.0471%	27.3363%	29.3174%
Kearns	0.00%	100.00%	18.7591%	11.7070%	11.1549%	11.1549%	11.7070%	0.0000%
Murray	13.5809%	0.00%	12.1103%	7.5577%	7.2013%	7.2013%	7.5577%	8.1055%
South Salt Lake	8.8943%	0.00%	0.0000%	0.0000%	4.7162%	4.7162%	0.0000%	5.3083%
Taylorville-Ben	0.00%	0.00%	0.0000%	10.9485%	10.4321%	10.4321%	10.9485%	11.7419%
	100.0000%	100.00%	100.0000%	100.0000%	100.0000%	100.0000%	100.0000%	100.0000%

**Central Valley Water Reclamation Facility**  
**Balance Sheet (unaudited)**  
**April 30, 2024**

	<b>2024</b>	<b>2023</b>
<b>Current Assets</b>		
Cash & Equivalents	\$ 12,965,542	\$ 12,244,006
Accounts Receivable, Net		
Member Entity Receivables	4,890,293	4,825,896
Other Receivables	98,337	48,798
Inventory	530,776	485,840
Prepaid Expenses	28,485	27,062
Total Current Assets	18,513,433	17,631,602
<b>Noncurrent Assets</b>		
Restricted Cash		
2021A Bank of Utah	256,546	12,272,389
2021B Bond Construction Funds	239,998	5,679,032
2021C Bond Construction Funds	47,271,818	87,575,370
Debt Service Reserves	16,450,037	16,387,322
Bond Payment	6,473,488	5,897,579
Bond - Due from Member	596,250	1,057,500
Capital assets		
Land	10,147,897	10,147,897
Construction in Progress	269,683,615	201,187,729
Facility	173,758,581	173,574,335
Facility Equipment	97,128,543	95,252,979
Interceptor Lines	30,945,615	30,945,615
Vehicle & Equipment	11,707,352	11,602,557
Golf Course	5,601,756	5,601,756
Accumulated Depreciation	(181,693,279)	(171,848,789)
Total Non-Current Assets	488,568,217	485,333,300
Total Assets	\$ 507,081,650	\$ 502,964,902
<b>Current Liabilities</b>		
Accounts Payable	4,807,186	7,203,431
Retainage	7,616,584	8,244,104
Accrued Liabilities	523,096	628,402
Compensated Absences	1,577,810	1,313,682
Interest Payable	3,434,036	3,562,169
Bonds Payable	11,091,000	10,713,000
Total Current Liabilities	29,049,712	31,664,788
<b>Noncurrent Liabilities</b>		
Bonds Payable	266,727,000	277,818,000
Bond Premiums	35,569,952	37,375,177
Total Non-Current Liabilities	302,296,952	315,193,177
Total Liabilities	331,346,664	346,857,965
<b>Member Equity</b>		
Cottonwood Improvement District	27,598,267	25,320,490
Mt Olympus Improvement District	41,534,194	36,888,540
Granger-Hunter Improvement District	42,030,071	37,811,520
Kearns Improvement District	18,843,426	16,582,921
Murray City	13,525,545	12,460,266
South Salt Lake City	8,686,443	8,029,949
Taylorville-Bennion Improvement District	18,775,029	16,736,752
Retained Earnings	4,742,011	2,276,499
Total Member Entity's' Equity	175,734,986	156,106,937
Total Liabilities and Member Entity's Equity	\$ 507,081,650	\$ 502,964,902

**Central Valley Water Reclamation Facility**  
**Income Statement (unaudited)**  
**April 30, 2024**


	<b>Current Period</b>	<b>2024</b>	<b>2023</b>
<b>Revenue</b>			
Cottonwood Improvement District	\$ 660,295	\$ 2,865,829	\$ 2,552,523
Mt Olympus Improvement District	1,077,299	4,162,457	3,461,717
Granger-Hunter Improvement District	1,172,647	5,100,150	4,267,506
Kearns Improvement District	490,151	2,149,481	1,931,928
Murray City	319,160	1,393,097	1,265,538
South Salt Lake City	367,539	1,546,231	631,546
Taylorville-Bennion Improvement District	423,375	1,640,220	1,531,763
Septage	35,250	139,321	118,031
Compost	63,335	96,290	51,020
Wood Chips	922	1,032	-
Rent	21,857	47,084	16,652
Sale of Capital Assets	-	32,700	19,600
Other Income	7,350	180,723	103,445
Total Member Entity Revenue	4,639,180	19,354,615	15,951,269
<b>Operating Expenses:</b>			
Operations	1,075,447	5,475,918	5,425,297
Administration	350,090	1,539,419	1,431,582
Laboratory	105,380	462,665	398,889
Board	2,684	11,036	11,593
Pretreatment	61,107	314,035	326,055
Engineering & Safety	273,703	773,078	637,861
Depreciation	820,560	3,282,240	3,041,050
Total Operating Expenses	2,688,971	11,858,391	11,272,327
Operating Income (Loss)	1,950,209	7,496,224	4,678,942
<b>Other Income/(Expense):</b>			
Interest Income	33,006	112,323	52,524
Restricted Interest Income	344,067	1,588,938	2,161,105
Fiscal Charges	-	(4,455,474)	(4,616,072)
Total Other Income/(Expense)	377,073	(2,754,213)	(2,402,443)
Net Income (Loss)	\$ 2,327,282	\$ 4,742,011	\$ 2,276,499





# OUR TEAM

- Employee Handbook Chapter 2 - Employment



# GRANGER-HUNTER IMPROVEMENT DISTRICT



GRANGER-HUNTER  
IMPROVEMENT DISTRICT

## Employee Handbook

Revised ~~April-May~~ 2024

{02267109-1 }

**TABLE OF CONTENTS**

**CHAPTER 1: INTRODUCTION**

AT-WILL EMPLOYMENT..... [Error! Bookmark not defined.](#)<sup>1</sup>

1.1 Welcome..... [Error! Bookmark not defined.](#)<sup>1</sup>

1.2 Vision, Mission, and Core Values Statement ..... [Error! Bookmark not defined.](#)<sup>1</sup>

1.3 Company History ..... [Error! Bookmark not defined.](#)<sup>2</sup>

1.4 Administration . . . . . [Error! Bookmark not defined.](#)<sup>2</sup>

1.5 Policy Statement..... [Error! Bookmark not defined.](#)<sup>3</sup>

**CHAPTER 2: EMPLOYMENT**

2.1 Equal Employment Opportunity . . . . . 14

2.2 Anti-Discrimination and Harassment Policy . . . . . 14

2.3 Sexual Harassment Policy . . . . . 25

2.4 Consensual Sexual or Romantic Relationship Policy.....6

2.5 Nepotism .....6

2.6 Selection and Recruitment .....6

~~2.7 Employee Referral Program.....6~~

~~2.87~~ Introductory Period.....6

~~2.98~~ Employment Reference.....7

~~2.109~~ Background Checks.....7

~~2.1140~~ Separation from Employment . . . . . 79

**CHAPTER 3: COMPENSATION**

3.1 Compensation Plan .....10

**CHAPTER 4: EMPLOYEE CLASSIFICATIONS**

4.1 Exempt Employees ..... [Error! Bookmark not defined.](#)<sup>13</sup>

4.2 Non-Exempt Employees . . . . . [Error! Bookmark not defined.](#)<sup>13</sup>

4.3 Full-Time Employees . . . . . [Error! Bookmark not defined.](#)<sup>13</sup>

4.4 Part-Time/Seasonal Employees ... [Error! Bookmark not defined.](#)<sup>13</sup>

4.5 Employees Who Change Classifications . . . . . [Error! Bookmark not defined.](#)<sup>13</sup>

Formatted: Font: Times New Roman

Formatted: Normal

Formatted: Font: Times New Roman, Check spelling and grammar

4.6 EFRE Designation . . . . . [Error! Bookmark not defined.](#)13

**CHAPTER 5: WORK SCHEDULES**

5.1 Attendance and Punctuality..... [Error! Bookmark not defined.](#)14  
5.2 Workweek . . . . . [Error! Bookmark not defined.](#)14  
5.3 Schedules . . . . . [Error! Bookmark not defined.](#)14  
5.4 Working Scheduled Hours..... [Error! Bookmark not defined.](#)14  
5.5 Overtime/Compensatory Time . . . . [Error! Bookmark not defined.](#)15  
5.6 EFRE Assignments . . . . . [Error! Bookmark not defined.](#)16  
5.7 Emergency Call Outs, Call-back, EFRE Pay, Responding to Emergency Call  
Out, Premium Pay, and Meal Plan . . [Error! Bookmark not defined.](#)17

**CHAPTER 6: EMPLOYEE PAY**

6.1 Pay Period . . . . . [Error! Bookmark not defined.](#)19  
6.2 Payday . . . . . [Error! Bookmark not defined.](#)19  
6.3 Payday Falling on a Holiday . . . . . [Error! Bookmark not defined.](#)19  
6.4 Payroll Forms . . . . . [Error! Bookmark not defined.](#)19  
6.5 Time Sheets Submitted to the Assistant General Manager/Human Resource  
Manager . . . . . [Error! Bookmark not defined.](#)19  
6.6 Payroll Deductions.....20  
6.7 Method of Payment . . . . . [Error! Bookmark not defined.](#)20  
6.8 Advances . . . . . [Error! Bookmark not defined.](#)20

**CHAPTER 7: EMPLOYEE BENEFITS**

7.1 Insurance Benefits..... [Error! Bookmark not defined.](#)21  
7.2 Pension and Retirement Benefits . . . [Error! Bookmark not defined.](#)21  
7.3 Paid Leave . . . . . [Error! Bookmark not defined.](#)23  
7.4 Unpaid Leave . . . . . [Error! Bookmark not defined.](#)28  
7.5 Military Leave of Absence . . . . . [Error! Bookmark not defined.](#)19  
7.6 Short-Term Military Leave of Absence . . . . . 30  
7.7 Disability Leave.....30  
7.8 Education Leave.....31  
7.9 Training and Development . . . . . 31

7.10 Other Post-employment Benefits .. [Error! Bookmark not defined.](#)33

**CHAPTER 8: ETHICS, CONDUCT AND DISCIPLINE**

8.1 Ethics ..... [Error! Bookmark not defined.](#)34  
8.2 Standards of Conduct ..... [Error! Bookmark not defined.](#)35  
8.3 Whistleblower policy ..... [Error! Bookmark not defined.](#)34  
8.4 Discipline Policy ..... [Error! Bookmark not defined.](#)34  
8.5 Disciplinary Actions ..... [Error! Bookmark not defined.](#)34  
8.6 Disciplinary Probation .....41

**CHAPTER 9: OPEN DOOR POLICY**

**CHAPTER 10: MISCELLANEOUS POLICIES**

10.1 Drug and Alcohol Testing ..... [Error! Bookmark not defined.](#)42  
10.2 Personal Appearance ..... [Error! Bookmark not defined.](#)42  
10.3 Weapons ..... [Error! Bookmark not defined.](#)42

**CHAPTER 11: INFORMATION TECHNOLOGY RESOURCES POLICY**

11.1 Purpose of District-Provided Information Technology Resources ..... [Error! Bookmark not defined.](#)44  
11.2 Purpose of this Policy ..... [Error! Bookmark not defined.](#)44  
11.3 Privacy Issues and Legal Implications [Error! Bookmark not defined.](#)44  
11.4 User Responsibilities ..... [Error! Bookmark not defined.](#)44

**CHAPTER 12: VEHICLES**

12.1 Use of District Vehicles ..... [Error! Bookmark not defined.](#)42  
12.2 Personal Use ..... [Error! Bookmark not defined.](#)42  
12.3 Markings ..... [Error! Bookmark not defined.](#)42  
12.4 Use of Personal Vehicles for District Business ..... [Error! Bookmark not defined.](#)42  
12.5 Conduct .....50

**CHAPTER 13: TRAVEL POLICY**

13.1 Purpose .....51  
13.2 Approved Travel .....51  
13.3 Travel Request Procedure ..... 51

13.4	Allowed Travel Expenses . . . . .	52
13.5	Counting Business Days for Travel . . . . .	54
13.6	Post Travel Reporting . . . . .	54
13.7	Credit Cards . . . . .	54
13.8	Travel Limitations . . . . .	55
13.9	Per Diem and Travel Expense Rates . . . . .	59

**EMPLOYEE ACKNOWLEDGEMENT OF RECEIPT OF DISTRICT POLICY  
MANUAL AND AUTHORIZATIONS**

**FAMILY AND MEDICAL LEAVE POLICY**

**DRUG & ALCOHOL TESTING POLICY**

{02267109-1 }V

## CHAPTER 2 EMPLOYMENT

### 2.1 Equal Employment Opportunity

The District is dedicated to the principles of equal employment opportunity (“EEO”) for all applicants and employees in compliance with both state and federal laws. We prohibit unlawful discrimination against employees or applicants for employment on any prohibited basis, including race, color, sex, age over forty, religion, national origin, genetic information, military status, sexual orientation, gender identity, disability or any other status protected by applicable federal, state or local law.

### 2.2 Anti-Discrimination and Harassment Policy

The District strives to maintain a work environment free of discrimination and unlawful harassment. In doing so, the District prohibits unlawful harassment based on age 40 and over, race, sex, color, religion, national origin, disability, military status, genetic information, or any other status protected by applicable federal, state or local law. This policy applies to all employees, including managers, supervisors, co-workers and non-employees such as customers, clients, vendors, consultants or any others who conduct business with the District.

- A. Prohibited Conduct. Unlawful harassment includes verbal or physical conduct that has the purpose or effect of substantially interfering with an individual’s work performance or creating an intimidating, hostile, or offensive work environment. Actions based on an individual’s age 40 and over, race, sex, color, religion, national origin, disability, military status, genetic information, or any other applicable status protected by law will not be tolerated. Prohibited behavior may include but is not limited to the following:
1. Written form such as cartoons, emails, posters, drawings, or photographs
  2. Verbal conduct such as epithets, derogatory comments, slurs or jokes
  3. Physical conduct such as assault, or blocking an individual’s movements
- B. Reporting Procedure for Employees. If any employee believes that he or she has been subject to any such discrimination or harassment, the employee must notify the employee’s Director, an Assistant General Manager, the HR Manager or any other member of District Management with whom the employee feels comfortable.
- C. Reporting Procedure for Management. Any Director or member of management who has knowledge of any incident of harassment or discrimination prohibited by

this policy is *required* to report such information to a member of the District's Management.

- D. Action on Complaint. An employee who brings a complaint in good faith will not be adversely affected. The complaint will be properly investigated, and any remedial action that is necessary and appropriate will be taken. Any employee who brings forward a complaint, may not necessarily be notified of action taken.

### 2.3 Sexual Harassment Policy

The District strongly opposes sexual harassment and inappropriate sexual conduct. Sexual harassment is defined as unwelcome sexual advances, requests for sexual favors and other verbal or physical conduct of a sexual nature, when:

- Submission to such conduct is made explicitly or implicitly as a term or condition of employment
- Submission to or rejection of such conduct is used as the basis for decisions affecting an individual's employment
- Such conduct has the purpose of effecting or unreasonably interfering with an individual's work performance or creating an intimidating, hostile or offensive work environment

The harasser can be a co-worker or someone who is not an employee, such as a customer, vendor or visitor. The harasser and the victim may be a man or a woman and the victim does not have to be of the opposite gender. The victim does not need to be the person harassed but could be anyone affected by the offensive conduct.

- A. Prohibited Conduct. It is a violation of federal and state law to harass a person because of that person's gender. It is the policy and goal of the District that all employees have a right to work in an environment free from sexual harassment. The District will not tolerate or permit sexual harassment of its employees in any form, and such conduct may result in disciplinary action up to and including termination of employment.

B. Examples of Sexual Harassment

1. Sexual harassment may take various forms and may be verbal, physical or visual. Sexual harassment may include repeated offensive sexual flirtations, advances or propositions, continual or repeated verbal abuse of a sexual nature, graphic verbal commentaries about individuals or individuals' bodies, degrading words or names, sexually suggestive displays, e-mails, pictures or objects in the workplace and other harassment of a sexual nature.
2. A manager's, supervisor's, or co-worker's threat or insinuation, either explicitly or implicitly, that an employee's refusal to submit to sexual advances will



adversely affect the employee's work environment or any conditions of employment may also be sexual harassment.

3. While these examples do not provide a complete list of what may be deemed to be sexual harassment under the law, the District hopes that any harassment will be avoided if all employees act professionally and treat each other with respect.
- C. Additional Prohibited Conduct. The District will not permit any conduct that interferes with an employee's work performance or creates an intimidating, hostile or offensive work environment.
  - D. Reporting Procedure for Employees. Any employee who believes he or she has been the target of sexual harassment at work is encouraged to inform the offending person verbally or in writing that such conduct is unwelcome and offensive and must stop. If the employee does not wish to communicate directly with the offending person, or if such communication has been ineffective, the employee has other means to report allegations of sexual harassment and pursue a resolution. If any employee believes that he or she has been sexually harassed, the employee should notify any Division Supervisor, Division Manager, Director, HR Manager, an Assistant General Manager or any other member of District Management with whom the employee feels comfortable.
  - E. Reporting Procedure for Management. Any Director or member of District Management who has knowledge of any incident of harassment prohibited by this policy is **required** to report such information to an Assistant General Manager or the General Manager.
  - F. Action on Complaint. The District will promptly investigate a complaint of sexual harassment and take any remedial and/or disciplinary action that is necessary and appropriate. The investigation shall be undertaken by the Assistant General Manager of Administration or Human Resource Manager, a Director appointed by the General Manager, and the District's legal counsel. An employee who brings a complaint in good faith will not be adversely affected. The District strictly prohibits and does not tolerate unlawful retaliation against any employee for reporting or suspecting harassment in good faith or otherwise cooperating in an investigation. All forms of unlawful retaliation are prohibited including any form of an adverse action including termination, compensation decreases, poor work assignments, discipline, intimidation and threats of physical harm. Any employee who believes he or she is being retaliated against must contact the General Manager immediately. An employee who has been determined to have engaged in retaliation will be subject to appropriate disciplinary action, up to and including termination.

#### 2.4 Consensual Romantic or Sexual Relationships Policy

{02267109-1 }3

The District discourages romantic or sexual relationships among staff because such relationships can create compromised work environment, whether that may be conflicts of interest regarding the employment relationship, or where the relationship blurs the boundaries between appropriate personal and business interactions.

- A. Relationships with Direct Authority. If any employee of the District enters into a consensual relationship that is romantic or sexual in nature with a member of his or her staff (an employee who reports directly or indirectly to him or her), or if one of the parties is in a supervisory capacity within the District, the parties shall promptly notify the Human Resources Manager or an Assistant General Manager.
- B. Relationships within District Employment. Employee off-duty conduct, as it relates to consensual romantic or sexual relationships, is regarded as private, as long as such conduct does not blur boundaries of appropriate interactions within the workplace. During work time and in working areas, employees are expected to conduct themselves in an appropriate workplace manner that does not interfere with others or with overall productivity.

Employees not in a supervisory capacity within the District may choose to disclose and address potential conflicts with the Human Resources Manager or Management. If employees allow personal relationships with co-workers to adversely affect the work environment, employees may be subject to disciplinary action.

Any marriages between employees must be immediately disclosed to the Human Resources Manager, as such relationships are subject to the Nepotism policy below.

- C. Disclosure and Potential Action. Once the relationship is made known to the District, the Human Resource Manager and Management will review the situation in light of all facts (i.e. reporting relationships, effects on productivity, effects on coworkers, and potential external effects to the organization) and will determine whether one or both parties need to be moved to another job or department. If there are no other jobs available for either party, the parties will be given the option of terminating their relationship or resigning.
- D. Reporting of Sexual Harassment and Retaliation. If an employee believes he or she has been subject to sexual harassment or retaliation by a current or former romantic partner in the workplace, he or she must notify any Division Supervisor, Division Manager, Director, HR Manager, an Assistant General Manager or any other member of District Management with whom the employee feels comfortable, in accordance with the Sexual Harassment Policy above.

## 2.5 Nepotism

Except as provided in this Handbook, the District will not employ a relative of a current District trustee, officer, or employee, and no trustee, officer, or employee of the District shall hire, employ, appoint, recommend, or vote for the appointment of a relative for

employment with the District unless the District General Manager finds that the relative is a volunteer as defined by the District. In addition, the following apply:

- A. No trustee, officer or employee of the District shall supervise a relative unless there are at least two levels of supervisory management between the trustee, officer, or employee and the relative.
- B. No trustee, officer, or employee of the District may evaluate a relative's job performance or recommend or approve salary increases for the relative.
- C. For the purposes of this policy, "relative" means mother, father, husband, wife, son, daughter, sister, brother, grandfather, grandmother, uncle, aunt, nephew, niece, grandson, granddaughter, first cousin, mother-in-law, father-in-law, sister-in-law, brother-in-law, son-in-law, daughter-in-law, step-child, step-father, step-mother, step-sister, step-brother, or as otherwise determined by the District in its sole discretion.
- D. A volunteer is defined as someone working for no compensation derived from District funds.

## 2.6 Selection and Recruitment

The District generally fills open positions with current, qualified employees when a qualified employee is available. Usually, all open positions shall be posted in-house and may also be posted publicly for outside applicants for a period of 7 calendar days. Internal applicants may be considered if they are in good standing with the District, i.e. not on any active corrective actions. External postings of open positions may be accomplished through the Utah State Department of Workforce Services; by posting open-position notices at local universities, colleges or other public offices; by placement from temporary employment services; from resumes on file submitted from the general public (no longer than one year); by posting notice on the District's website; or any other source that meets the needs of the District.

## 2.7 Employee Referral Program

The District recognizes our employees are the most valuable resource we have to promote the advantages and benefits of being employed with the District. As such, the District may provide financial incentive to employees who refer others to full-time employment with the District.

Formatted: Indent: Left: 0.5"

Program Guidelines: The available incentive amount in a calendar year is based on budgeted approval, and is offered under the following criteria:

1. The candidate must name the current employee during the interview process, either by naming them in the referral section of the application, or directly confirming with the hiring manager or Human Resources during

Formatted: Font: Times New Roman, Underline

the interview process.

a. The current employee may also submit their referral via email to Human Resources.

Formatted: Font: Times New Roman, Underline

2. Once the candidate is onboarded, the new hire and recommending employee must both remain employed for 6 months.

Formatted: Font: Times New Roman, Underline

a. Any exceptions to this requirement must be made by the General Manager.

Formatted: Font: Times New Roman, Underline

3. At the end of the waiting period, the referral incentive will be added to the recommending employee's direct deposit during the next payroll cycle.

Formatted: List Paragraph, Numbered + Level: 2 + Numbering Style: a, b, c, ... + Start at: 1 + Alignment: Left + Aligned at: 1.75" + Indent at: 2"

Formatted: List Paragraph, Numbered + Level: 1 + Numbering Style: 1, 2, 3, ... + Start at: 1 + Alignment: Left + Aligned at: 1.25" + Indent at: 1.5"

### 2.87 Introductory Period

When first employed by the District or when re-employed by the District after termination for any reason, an employee shall serve an introductory period for three months. The purpose of these introductory periods includes but is not limited to determining whether the employee can properly perform the duties and responsibilities of the position and comply with pertinent rules, regulations, and policies of the District, and whether the employment relationship should continue. An introductory period may be extended by the District up to an additional three months. Employees may serve an introductory period again in connection with a promotion, a transfer between departments, a lateral job change, or other job status change.

### 2.98 Employment References

All requests for a job reference about a current or former employee shall be communicated to the Human Resources Manager. The District's responses, if any, shall be limited to a confirmation of employment, with relevant dates and positions held and to that information requested in accordance with the Utah Governmental Records Access and Management Act.

### 2.109 Background Checks

#### A. Background Checks.

1. The District may require a criminal history background check under the following conditions
  - a. From an applicant as a condition of employment;
  - b. Periodically from existing employees if, in the judgment of the District, the employee is in a position to affect the safety or security of its or

water or wastewater system or to affect the safety or well-being of District patrons; and,

c. From a person seeking access a condition of acquiring access.

2. If a background check discloses that an applicant or a person seeking access failed to disclose accurately a criminal history, the District may deny or, if conditionally given, immediately terminate the applicant's employment or the person's access.

a. If an applicant or person seeking access accurately disclosed the relevant criminal history and the background check discloses that the applicant or person seeking access has been convicted of a crime that indicates a potential risk for the safety of the District's water or wastewater system or for the safety or well-being of District patrons, the District may deny or, if conditionally given, immediately terminate the applicant's employment or the person's access.

3. The District shall provide written notice to the person who is the subject of the background check that the background check has been requested.

B. Criminal Activity. Employment may be denied or terminated and access to the District's water and wastewater system may be denied or terminated, at the discretion of the District, to any applicant or person seeking access, if a background check reveals a conviction, a finding of guilt by reason of insanity or mental incompetency, or entry of a no-contest plea, in any jurisdiction, for the following:

1. Any felony offense, however described; or,
2. A misdemeanor offense involving dishonesty, fraud, deceit, or misrepresentation; or, theft; or, the use of, or a threat to use, physical force and/or a weapon against a person or property.

C. Written Notice to Person Whose Employment is Denied or Terminated. If the District denies or terminates the employment of a person because of information obtained through a criminal background check under this chapter, the District shall:

1. Notify the person in writing of the reasons for the denial or termination; and,
2. Give the person an opportunity to respond to the reasons and to seek review of the denial or termination through applicable portions of the District's Discipline and Grievance Policies.

2.11+0 Separation from Employment

{02267109-1 }7

Whenever an employee leaves the District's employment, the District asks that the employee give the District two weeks' notice before the last day the employee intends to work. Before an employee's departure, the employee should have an exit interview with the employee's Director and Assistant General Manager of Administration or Human Resource Manager to return all District property in the employee's possession, to discuss the employee's experience and impressions of working for the District, as well as any issues or questions the employee may have concerning benefits and insurance.

A. Types of Termination.


- a. An employee may voluntarily resign from the District and is encouraged to give two weeks' notice. The employee should submit a letter of resignation to the Department Director, Human Resource Manager or a member of Management.
- b. An employee may be terminated for disciplinary reasons as outlined in this Handbook.
- c. An employee who meets the qualifications for retirement in the Utah Retirement System may elect to retire.
- d. It is possible that budgetary constraints or reorganization of work assignments could require a reduction in the work force.

B. Outstanding Pay. This section describes the payment of compensation due to an employee upon termination of employment.

- a. The employee will receive pay through the last day worked, including any overtime, on-call, or other types of compensation earned.
- b. Any accumulated, unused vacation leave, floating holiday and compensatory time will be paid at the employee's then-current gross hourly rate, less any applicable taxes and withholdings.
- c. Any accumulated, unused sick leave will be forfeited except as provided to an employee who qualifies for retirement and as outlined in Chapter 7 of this Handbook.
- d. An employee who elects voluntary retirement may have other benefits which are outlined in this Handbook.
- e. An employee who is terminated by the District shall receive a final paycheck within 24 hours.
- f. An employee who voluntarily resigns shall receive a final paycheck on the next regular payday.












# OUR OPERATIONS

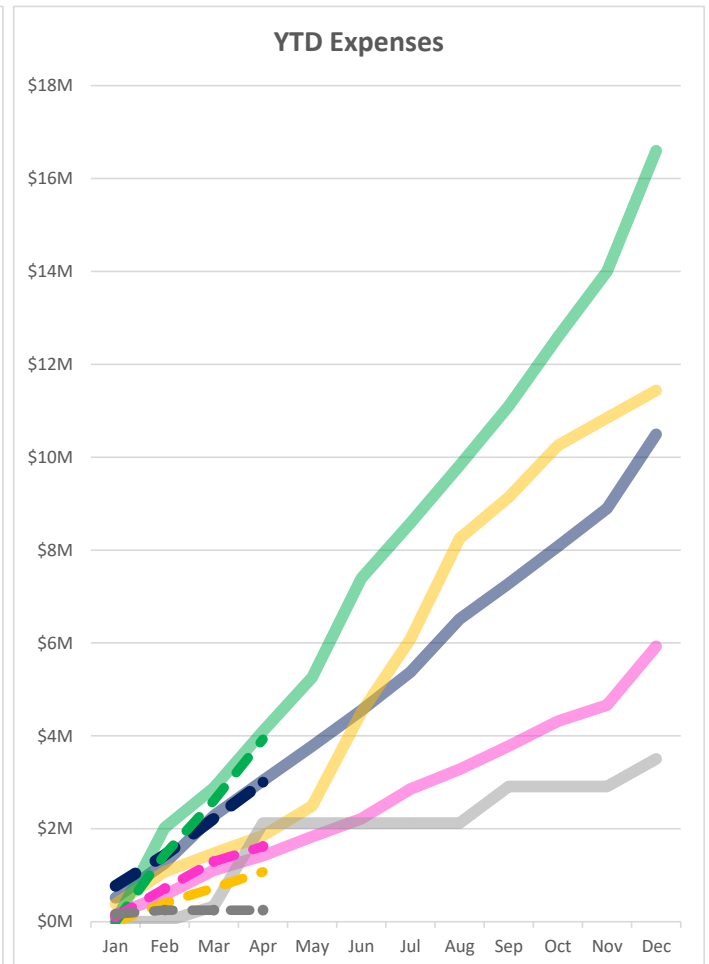
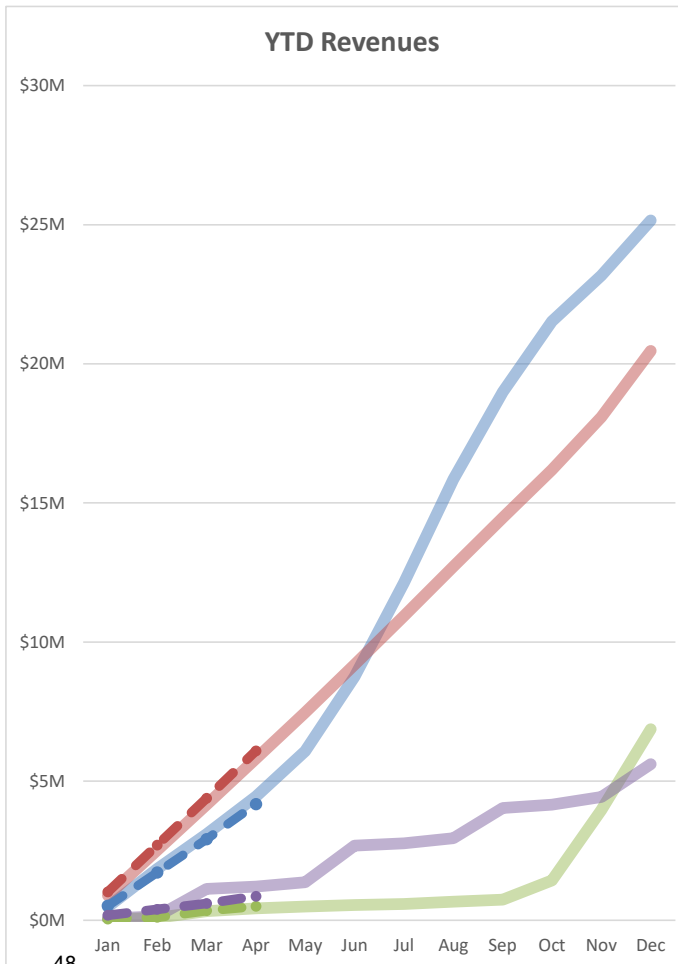
- April 2024 Financial Report
  - April 2024 Paid Invoice Report
  - Worker's Compensation Insurance Policy Approval
  - Administrative Services Report
  - Water Maintenance Update
  - Wastewater Maintenance Update
  - Water Supply Report
  - Capital Projects Update
  - Engineering Department Update
- 





UNAUDITED STATEMENT

	Key	Apr 2024	YTD 2024	Budget 2024	% of Budget
<b>REVENUES</b>					
Water Sales		\$ 1,269,524	\$ 4,178,697	\$ 25,154,000	16.6%
Sewer Service Charges		1,702,841	6,089,682	20,464,000	29.8%
Property Taxes		154,058	500,826	6,868,000	7.3%
Other		261,197	866,080	5,611,894	15.4%
<b>Total Revenue</b>		<u>3,387,620</u>	<u>11,635,285</u>	<u>58,097,894</u>	<u>20.0%</u>
<b>EXPENSES</b>					
Payroll and Benefits		784,468	3,003,898	10,492,765	28.6%
Water Purchases		345,754	1,073,394	11,437,138	9.4%
Central Valley		1,318,760	3,927,503	16,598,051	23.7%
O&M & Admin		326,394	1,619,786	5,928,664	27.3%
Debt Service		-	1,569,454	3,503,515	44.8%
<b>Total Expenses</b>		<u>2,775,376</u>	<u>11,194,035</u>	<u>47,960,133</u>	<u>23.3%</u>
<b>CAPITAL</b>					
Infrastructure		1,920,426	4,141,096	27,598,500	15.0%
Vehicles & Equipment		825,311	960,841	1,426,000	67.4%
<b>Total Capital</b>		<u>2,745,737</u>	<u>5,101,937</u>	<u>29,024,500</u>	<u>17.6%</u>
<b>NET REVENUES</b>		<u>\$ (2,133,493)</u>	<u>\$ (4,660,687)</u>	<u>\$ (18,886,739)</u>	<u>24.7%</u>
Add back Infrastructure		1,920,426	4,141,096	27,598,500	15.0%
Add Noncash OPEB Accrual		-	-	433,000	0.0%
<b>ADJ NET REVENUES</b>		<u>\$ (213,067)</u>	<u>\$ (519,591)</u>	<u>\$ 9,144,761</u>	<u>-5.7%</u>







REVENUES - UNAUDITED

	Apr 2023	YTD 2023	Amended Budget 2023	% of Budget	Apr 2024	YTD 2024	Budget 2024	% of Budget
<b>REVENUES</b>								
<b>Operating Revenues:</b>								
Water Sales	\$ 1,115,373	\$ 3,751,455	\$ 22,073,000	17.0%	\$ 1,269,524	\$ 4,178,697	\$ 25,154,000	16.6%
Sewer Service Charges	1,096,986	3,696,281	13,439,000	27.5%	1,174,338	3,976,223	14,254,000	27.9%
Central Valley Assessmt	525,020	2,097,762	6,210,000	33.8%	528,503	2,113,459	6,210,000	34.0%
Engineering Fees	6,025	18,450	125,000	14.8%	3,000	8,375	125,000	6.7%
Connection fees	3,278	6,939	82,000	8.5%	-	6,857	82,000	8.4%
Inspection	8,228	25,959	85,000	30.5%	5,291	18,275	85,000	21.5%
Delinquent/Turn-on Fees	5,933	27,033	60,000	45.1%	255	4,779	60,000	8.0%
Waterwise Customer Revenue	170	170	-	0.0%	-	-	-	0.0%
Grant/Loan Forgive Revenue	-	-	-	0.0%	22,070	22,070	3,636,394	0.6%
Conservation Grant	-	331	51,000	0.6%	-	9,052	68,500	13.2%
<b>Total Operating Revenue</b>	<b>2,761,013</b>	<b>9,624,380</b>	<b>42,125,000</b>	<b>22.8%</b>	<b>3,002,981</b>	<b>10,337,787</b>	<b>49,674,894</b>	<b>20.8%</b>
<b>Property Tax Revenue:</b>								
Property Tax	13,434	55,862	5,023,740	1.1%	12,416	56,147	5,892,000	1.0%
Motor Vehicle	21,798	86,943	225,000	38.6%	20,789	86,699	285,000	30.4%
Personal Property	80,375	303,148	395,920	76.6%	96,260	305,035	430,000	70.9%
Delinquent Tax/Interest	13,093	92,370	80,000	115.5%	24,593	52,945	70,000	75.6%
Tax Increment for RDA	-	-	170,000	0.0%	-	-	191,000	0.0%
<b>Total Property Tax Revenue</b>	<b>128,700</b>	<b>538,323</b>	<b>5,894,660</b>	<b>9.1%</b>	<b>154,058</b>	<b>500,826</b>	<b>6,868,000</b>	<b>7.3%</b>
<b>Non-operating Revenue:</b>								
Impact Fees - Water	86,769	206,570	500,000	41.3%	-	(8,322)	500,000	-1.7%
Impact Fees - Sewer	28,648	84,020	275,000	30.6%	-	7,131	275,000	2.6%
Interest	92,253	352,290	200,000	176.1%	200,770	728,558	600,000	121.4%
Sale of Surplus Equipment	14,100	14,596	120,000	12.2%	19,000	24,327	55,000	44.2%
Other	16,343	21,256	125,000	17.0%	10,811	44,978	125,000	36.0%
<b>Total Non-operating Revenue</b>	<b>238,113</b>	<b>678,732</b>	<b>1,220,000</b>	<b>55.6%</b>	<b>230,581</b>	<b>796,672</b>	<b>1,555,000</b>	<b>51.2%</b>
<b>Total Revenues</b>	<b>\$ 3,127,826</b>	<b>\$ 10,841,435</b>	<b>\$ 49,239,660</b>	<b>22.0%</b>	<b>\$ 3,387,620</b>	<b>\$ 11,635,285</b>	<b>\$ 58,097,894</b>	<b>20.0%</b>

Percent of Year Completed: 33.33%



## EXPENSES - UNAUDITED

	Apr 2023	YTD 2023	Amended Budget 2023	% of Budget	Apr 2024	YTD 2024	Budget 2024	% of Budget
<b>EXPENSES</b>								
<b>Payroll Wages:</b>								
Salaries & Wages	\$ 421,126	1,648,435	\$ 5,599,352	29.4%	\$ 456,145	1,755,553	\$ 5,884,106	29.8%
Overtime Wages	5,763	34,879	98,000	35.6%	21,414	47,931	126,249	38.0%
On-call Pay	7,120	22,288	70,000	31.8%	6,760	27,885	105,000	26.6%
Incentive Pay	-	500	6,000	8.3%	-	-	2,800	0.0%
Vehicle Allowance	554	2,235	7,200	31.0%	554	2,215	7,200	30.8%
Clothing Allowance	-	-	21,175	0.0%	-	-	20,350	0.0%
Other/OPEB	-	-	14,000	0.0%	-	-	433,000	0.0%
<i>Total Payroll Wages</i>	<u>434,563</u>	<u>1,708,337</u>	<u>5,815,727</u>	<u>29.4%</u>	<u>484,873</u>	<u>1,833,584</u>	<u>6,578,705</u>	<u>27.9%</u>
<b>Payroll Benefits:</b>								
State Retirement Plan	73,774	287,820	988,579	29.1%	78,948	307,428	1,010,281	30.4%
401K Plan	50,047	197,166	645,031	30.6%	48,652	184,692	571,251	32.3%
Health/Dental Insurance	147,491	604,394	1,900,296	31.8%	161,095	631,958	2,148,538	29.4%
Medicare	6,184	24,330	82,508	29.5%	6,916	26,125	87,190	30.0%
Workers Compensation Ins	22,931	27,992	30,000	93.3%	-	5,733	40,000	14.3%
Life/LTD/LTC Insurance	3,666	14,579	51,300	28.4%	3,984	13,759	51,800	26.6%
State Unemployment	-	-	5,000	0.0%	-	619	5,000	12.4%
<i>Total Payroll Benefits</i>	<u>304,093</u>	<u>1,156,281</u>	<u>3,702,714</u>	<u>31.2%</u>	<u>299,595</u>	<u>1,170,314</u>	<u>3,914,060</u>	<u>29.9%</u>
<b>Operations &amp; Maintenance:</b>								
Repair & Replacement	63,715	421,290	1,329,175	31.7%	107,065	523,985	1,464,075	35.8%
Building & Grounds	(13,319)	29,105	142,550	20.4%	4,796	25,606	183,550	14.0%
Vehicle Maint & Fuel	12,759	36,691	226,600	16.2%	13,452	40,202	191,600	21.0%
Vehicle Lease	8,564	35,515	88,000	40.4%	5,601	22,817	50,500	45.2%
Tools & Supplies	3,781	17,407	89,400	19.5%	11,911	41,661	103,050	40.4%
Water Purchases	512,477	1,357,275	10,997,903	12.3%	345,754	1,073,394	11,437,138	9.4%
Treatment Chemicals	3,991	6,478	40,500	16.0%	2,543	6,956	32,000	21.7%
Water Lab Testing Fees	3,652	8,412	56,500	14.9%	4,372	16,008	72,500	22.1%
Utilities	35,357	130,761	923,900	14.2%	46,834	133,881	852,600	15.7%
<i>Total O&amp;M</i>	<u>630,977</u>	<u>2,042,934</u>	<u>13,894,528</u>	<u>14.7%</u>	<u>542,328</u>	<u>1,884,510</u>	<u>14,387,013</u>	<u>13.1%</u>
<b>CVWRF:</b>								
Facility Operations	563,185	1,525,509	5,882,792	25.9%	407,541	1,620,964	6,404,682	25.3%
Project Betterments	128,955	201,681	1,742,196	11.6%	286,027	541,727	1,958,901	27.7%
Pre-treatment Field	35,268	87,856	343,127	25.6%	26,592	103,188	331,699	31.1%
Laboratory	31,757	73,272	290,957	25.2%	28,519	93,719	344,578	27.2%
CVW Debt Service	487,319	1,387,001	6,008,764	23.1%	570,081	1,567,905	7,558,191	20.7%
<i>Total CVWRF</i>	<u>\$ 1,246,484</u>	<u>3,275,319</u>	<u>\$ 14,267,836</u>	<u>23.0%</u>	<u>\$ 1,318,760</u>	<u>3,927,503</u>	<u>\$ 16,598,051</u>	<u>23.7%</u>




EXPENSES - UNAUDITED

	Apr 2023	YTD 2023	Budget 2023	% of Budget	Apr 2024	YTD 2024	Budget 2024	% of Budget
<b>General &amp; Administrative:</b>								
Office Supplies/Printing	\$ 702	5,169	\$ 24,470	21.1%	\$ 587	5,921	\$ 19,700	30.1%
Postage & Mailing	475	38,241	167,500	22.8%	12,718	40,046	172,450	23.2%
General Administrative	8,994	25,082	66,982	37.4%	(1,600)	12,647	74,672	16.9%
General Administrative-Elections	-	-	75,000	0.0%	-	-	-	0.0%
General Administrative-TNT	-	-	15,000	0.0%	-	-	15,000	0.0%
Computer Supplies	8,891	176,412	464,271	38.0%	42,873	182,804	515,735	35.4%
General Insurance	-	217,158	480,273	45.2%	-	239,150	492,637	48.5%
Utilities	4,127	35,512	87,288	40.7%	13,190	36,481	91,500	39.9%
Telephone	14,784	34,317	134,300	25.6%	8,572	29,318	152,500	19.2%
Training & Education	12,275	32,033	100,700	31.8%	9,431	23,998	103,750	23.1%
Safety	20,875	27,775	68,025	40.8%	1,038	4,714	72,525	6.5%
Legal fees	2,279	5,553	48,000	11.6%	3,400	15,227	48,000	31.7%
Auditing Fees	-	-	12,000	0.0%	-	-	12,000	0.0%
Professional Consulting	4,568	25,293	179,296	14.1%	8,755	55,948	231,760	24.1%
Public Relations/Conservation	2,586	4,126	87,500	4.7%	1,756	1,756	92,500	1.9%
Banking & Bonding	28,212	112,117	353,580	31.7%	29,100	115,191	381,060	30.2%
Payments to Other Gov't Agencies	-	67,594	155,000	43.6%	-	45,469	132,000	34.4%
Admin Contingency	-	-	180,000	0.0%	-	-	180,000	0.0%
<i>Total General Administrative</i>	<u>108,768</u>	<u>806,382</u>	<u>2,699,185</u>	<u>29.9%</u>	<u>129,820</u>	<u>808,670</u>	<u>2,787,789</u>	<u>29.0%</u>
<b>Total Operating Expenses</b>	<u>2,724,885</u>	<u>8,989,253</u>	<u>40,379,990</u>	<u>22.3%</u>	<u>2,775,376</u>	<u>9,624,581</u>	<u>44,265,618</u>	<u>21.7%</u>
<b>Net Operating Revenues</b>	<u>402,941</u>	<u>1,852,182</u>	<u>8,859,670</u>	<u>20.9%</u>	<u>612,244</u>	<u>2,010,704</u>	<u>13,832,276</u>	<u>14.5%</u>
<b>Indirect Operating Expenses:</b>								
Depreciation	-	-	8,500,000	0.0%	-	-	8,500,000	0.0%
RDA Pass-Through	-	-	170,000	0.0%	-	-	191,000	0.0%
<i>Total Indirect Operating Exp</i>	<u>-</u>	<u>-</u>	<u>8,670,000</u>	<u>0.0%</u>	<u>-</u>	<u>-</u>	<u>8,691,000</u>	<u>0.0%</u>
<b>Capital</b>								
Infrastructure	1,122,998	2,855,696	43,872,000	6.5%	1,920,426	4,141,096	27,598,500	15.0%
Vehicles & Equipment	9,262	140,325	1,498,150	9.4%	825,311	960,841	1,426,000	67.4%
<i>Total Equipment</i>	<u>1,132,260</u>	<u>2,996,021</u>	<u>45,370,150</u>	<u>6.6%</u>	<u>2,745,737</u>	<u>5,101,937</u>	<u>29,024,500</u>	<u>17.6%</u>
<b>Debt Service:</b>								
Bond Interest and Fees	-	46,296	1,725,538	2.7%	-	247,454	1,391,515	17.8%
Bond Principal Pmt ('21 Bond)	-	323,000	323,000	100.0%	-	326,000	326,000	100.0%
Bond Principal Pmt ('19 Bond)	-	886,000	886,000	100.0%	-	996,000	996,000	100.0%
Bond Principal Pmt ('23A Bond)	-	-	-	0.0%	-	-	-	0.0%
Bond Principal Pmt ('23B Bond)	-	-	-	0.0%	-	-	790,000	0.0%
<i>Total Debt Service</i>	<u>-</u>	<u>1,255,296</u>	<u>2,934,538</u>	<u>42.8%</u>	<u>-</u>	<u>1,569,454</u>	<u>3,503,515</u>	<u>44.8%</u>
<b>Total Equip &amp; Debt Service</b>	<u>1,132,260</u>	<u>4,251,317</u>	<u>48,304,688</u>	<u>8.8%</u>	<u>2,745,737</u>	<u>6,671,391</u>	<u>32,528,015</u>	<u>20.5%</u>
<b>Net Revenues</b>	<u>(729,319)</u>	<u>(2,399,135)</u>	<u>(48,115,018)</u>	<u>5.0%</u>	<u>(2,133,493)</u>	<u>(4,660,687)</u>	<u>(27,386,739)</u>	<u>17.0%</u>
Add back Depreciation	-	-	8,500,000	0.0%	-	-	8,500,000	0.0%
Add back Infrastructure	1,122,998	2,855,696	43,872,000	6.5%	1,920,426	4,141,096	27,598,500	15.0%
Add Noncash OPEB Accrual	-	-	14,000	0.0%	-	-	433,000	0.0%
<b>Adjusted Net Revenues</b>	<u>\$ 393,679</u>	<u>456,561</u>	<u>\$ 4,270,982</u>	<u>10.7%</u>	<u>\$ (213,067)</u>	<u>(519,591)</u>	<u>\$ 9,144,761</u>	<u>-5.7%</u>



# PAID INVOICE REPORT





Granger-Hunter Improvement District, UT

# Paid Check Report By Vendor Name

Payment Dates 4/1/2024 - 4/30/2024

Vendor Name	Payment Date	Payment Number	Description (Item)	Account Number	Account Name	Amount
<b>Vendor: 1064 - ACE RECYCLING &amp; DISPOSAL</b>						
ACE RECYCLING & DISPOSAL	04/24/2024	128147	APR 2024 RECYCLING	01-130-510220	BUILDINGS & GROUNDS - CU...	221.69
<b>Vendor 1064 - ACE RECYCLING &amp; DISPOSAL Total:</b>						<b>221.69</b>
<b>Vendor: 5305 - ACHIEVE CONTRACTING, LLC</b>						
ACHIEVE CONTRACTING, LLC	04/17/2024	128145	BUILDING A CHANGE ORDER	01-340-520920	INFRASTRUCTURE PURCHAS...	338.75
ACHIEVE CONTRACTING, LLC	04/17/2024	128145	BUILDING B CONSTRUCTION ...	01-340-520920	INFRASTRUCTURE PURCHAS...	45,900.00
ACHIEVE CONTRACTING, LLC	04/17/2024	128145	BUILDING A CONSTRUCTION ...	01-340-520920	INFRASTRUCTURE PURCHAS...	20,635.85
ACHIEVE CONTRACTING, LLC	04/17/2024	128145	BUILDING C CONSTRUCTION ...	01-340-520920	INFRASTRUCTURE PURCHAS...	146,689.50
ACHIEVE CONTRACTING, LLC	04/17/2024	128145	RETENTION/23:E - PMT NO 4 ...	01-000-210110	RETAINAGE	-10,678.21
<b>Vendor 5305 - ACHIEVE CONTRACTING, LLC Total:</b>						<b>202,885.89</b>
<b>Vendor: 5322 - ADVANCED ELEMENTS, INC.</b>						
ADVANCED ELEMENTS, INC.	04/24/2024	128174	AE2S Lead & Copper	01-231-530270	WATER TESTING FEES	3,073.00
<b>Vendor 5322 - ADVANCED ELEMENTS, INC. Total:</b>						<b>3,073.00</b>
<b>Vendor: 5218 - ALLEN, BLAKE</b>						
ALLEN, BLAKE	04/18/2024	10275	MILEAGE, MEALS/WEAU AN...	01-240-510480	TRAINING & EDUCATION - ...	412.76
<b>Vendor 5218 - ALLEN, BLAKE Total:</b>						<b>412.76</b>
<b>Vendor: 1210 - AMERICAN EXPRESS</b>						
AMERICAN EXPRESS	04/11/2024	128093	MAR 2024 PURCHASES	01-000-210150	AMEX/MC PAYABLE	45,530.40
AMERICAN EXPRESS	04/11/2024	128093	AWWA/REGISTRATION-ACE ...	01-105-510480	TRAINING & EDUCATION - B...	1,250.00
AMERICAN EXPRESS	04/11/2024	128093	AWWA/REGISTRATION-ACE ...	01-105-510480	TRAINING & EDUCATION - B...	1,250.00
AMERICAN EXPRESS	04/11/2024	128093	LITTLE CAESARS/WTR CREW ...	01-110-510430	GENERAL ADMINISTRATIVE	95.35
AMERICAN EXPRESS	04/11/2024	128093	APPLE SPICE/GM LUNCHEON	01-110-510430	GENERAL ADMINISTRATIVE	105.92
AMERICAN EXPRESS	04/11/2024	128093	WEAU/REGISTRATION-ANN...	01-110-510480	TRAINING & EDUCATION - M...	425.00
AMERICAN EXPRESS	04/11/2024	128093	BLUETRACK/STRESSBALLS	01-110-510530	PUBLIC RELATIONS/CONSER...	1,324.48
AMERICAN EXPRESS	04/11/2024	128093	AMZN/5 GALLON WTR CONT...	01-110-510530	PUBLIC RELATIONS/CONSER...	105.00
AMERICAN EXPRESS	04/11/2024	128093	AMZN/TOILET LEAK DYE TABS	01-110-510530	PUBLIC RELATIONS/CONSER...	38.45
AMERICAN EXPRESS	04/11/2024	128093	AMZN/PRINTER TONER	01-130-510410	OFFICE SUPPLIES/PRINTING	59.89
AMERICAN EXPRESS	04/11/2024	128093	AMZN/COAT RACK	01-130-510410	OFFICE SUPPLIES/PRINTING	32.39
AMERICAN EXPRESS	04/11/2024	128093	AMZN/LYSOL WIPES	01-130-510410	OFFICE SUPPLIES/PRINTING	29.94
AMERICAN EXPRESS	04/11/2024	128093	VISTA PRINT/BUSINESS CARDS	01-130-510410	OFFICE SUPPLIES/PRINTING	28.98
AMERICAN EXPRESS	04/11/2024	128093	AMZN/PENS	01-130-510410	OFFICE SUPPLIES/PRINTING	27.38
AMERICAN EXPRESS	04/11/2024	128093	AMZN/DRY ERASE MARKERS	01-130-510410	OFFICE SUPPLIES/PRINTING	14.98
AMERICAN EXPRESS	04/11/2024	128093	HYATT/LODGING - EMP #169	01-220-510480	TRAINING & EDUCATION - W...	880.60
AMERICAN EXPRESS	04/11/2024	128093	HYATT/LODGING - EMP #153	01-220-510480	TRAINING & EDUCATION - W...	880.60
AMERICAN EXPRESS	04/11/2024	128093	WVC PT/APP CODE 231577	01-220-520210	REPAIR SUPPLIES - WTR R&R	100.00
AMERICAN EXPRESS	04/11/2024	128093	WVC PT/APP CODE 227408	01-220-520210	REPAIR SUPPLIES - WTR R&R	200.00

Ferguson	\$	32,502.13	45,530.40
Clyde Snow	\$	4,400.00	1,250.00
Ready Made	\$	3,369.75	1,250.00
Other	\$	5,258.52	95.35

**Paid Check Report**

**Payment Dates: 4/1/2024 - 4/30/2024**

Vendor Name	Payment Date	Payment Number	Description (Item)	Account Number	Account Name	Amount
AMERICAN EXPRESS	04/11/2024	128093	WVC PT/APP CODE 231962	01-220-520210	REPAIR SUPPLIES - WTR R&R	100.00
AMERICAN EXPRESS	04/11/2024	128093	WVC PT/APP CODE 207716	01-220-520210	REPAIR SUPPLIES - WTR R&R	200.00
AMERICAN EXPRESS	04/11/2024	128093	WVC PT/APP CODE 267270	01-220-520210	REPAIR SUPPLIES - WTR R&R	100.00
AMERICAN EXPRESS	04/11/2024	128093	WVC PT/APP CODE 215325	01-220-520210	REPAIR SUPPLIES - WTR R&R	100.00
AMERICAN EXPRESS	04/11/2024	128093	WVC PT/APP CODE 280081	01-220-520210	REPAIR SUPPLIES - WTR R&R	100.00
AMERICAN EXPRESS	04/11/2024	128093	WVC PT/APP CODE 211885	01-220-520210	REPAIR SUPPLIES - WTR R&R	200.00
AMERICAN EXPRESS	04/11/2024	128093	WVC PT/APP CODE 248424	01-220-520210	REPAIR SUPPLIES - WTR R&R	200.00
AMERICAN EXPRESS	04/11/2024	128093	WVC PT/APP CODE 253792	01-220-520210	REPAIR SUPPLIES - WTR R&R	200.00
AMERICAN EXPRESS	04/11/2024	128093	AMZN/CAR PHONE HOLDER	01-220-520240	TOOLS & SUPPLIES - WTR R&R	20.36
AMERICAN EXPRESS	04/11/2024	128093	AMZN/TOOL ORGANIZER	01-230-520240	TOOLS & SUPPLIES - WTR MA...	28.99
AMERICAN EXPRESS	04/11/2024	128093	ABPA/BCKFLW PREVENT ASS...	01-231-510480	TRAINING & EDUCATION - W...	185.00
AMERICAN EXPRESS	04/11/2024	128093	HYATT/LODGING - EMP #72	01-231-510480	TRAINING & EDUCATION - W...	849.16
AMERICAN EXPRESS	04/11/2024	128093	HYATT/LODGING - EMP #165	01-231-510480	TRAINING & EDUCATION - W...	849.16
AMERICAN EXPRESS	04/11/2024	128093	DEQ/BACKFLOW ASSEMBLY ...	01-231-510480	TRAINING & EDUCATION - W...	270.00
AMERICAN EXPRESS	04/11/2024	128093	QUIZIZZ/WASTEWATER CERT...	01-240-510480	TRAINING & EDUCATION - ...	144.00
AMERICAN EXPRESS	04/11/2024	128093	AMZN/VINYL STICKER NUMB...	01-260-510910	MACHINERY & EQUIPMENT - ...	8.99
AMERICAN EXPRESS	04/11/2024	128093	AMZN/TRAILER WIRE HARNE...	01-260-520210	REPAIR SUPPLIES - BLD/FLT ...	40.55
AMERICAN EXPRESS	04/11/2024	128093	SHOP EQUIP/TIRE MACHINE ...	01-260-520240	TOOLS & SUPPLIES - BLD/FLT...	115.00
AMERICAN EXPRESS	04/11/2024	128093	AMZN/SPEAKER MOUNTS	01-340-520920	INFRASTRUCTURE PURCHAS...	18.85
AMERICAN EXPRESS	04/11/2024	128093	AMZN/ARCHES ROOM DOCK...	01-340-520920	INFRASTRUCTURE PURCHAS...	229.93
AMERICAN EXPRESS	04/11/2024	128093	AMZN/CAR PHONE HOLDER...	01-350-520240	TOOLS & SUPPLIES - OPERAT...	15.55
AMERICAN EXPRESS	04/11/2024	128093	AMZN/PIPE MOUNTS	01-350-520240	TOOLS & SUPPLIES - OPERAT...	194.99
AMERICAN EXPRESS	04/11/2024	128093	AMZN/CABINET DOOR MAG...	01-360-510220	BUILDINGS & GROUNDS - SYS...	4.24
AMERICAN EXPRESS	04/11/2024	128093	AMZN/GM CONF ROOM HD...	01-360-510440	COMPUTER SUPPLIES/EQUI...	39.07
AMERICAN EXPRESS	04/11/2024	128093	CDW/TV TRUCK COMPUTER	01-360-510440	COMPUTER SUPPLIES/EQUI...	1,909.71
AMERICAN EXPRESS	04/11/2024	128093	RSP SUPPLY/PLEASANT VALL...	01-360-510440	COMPUTER SUPPLIES/EQUI...	1,382.56
AMERICAN EXPRESS	04/11/2024	128093	CDW/MICROSOFT SURFACE ...	01-360-510440	COMPUTER SUPPLIES/EQUI...	839.52
AMERICAN EXPRESS	04/11/2024	128093	AMZN/GM CONF ROOM WIR...	01-360-510440	COMPUTER SUPPLIES/EQUI...	233.10
AMERICAN EXPRESS	04/11/2024	128093	ZOOM/ONLINE MTGS	01-360-510440	COMPUTER SUPPLIES/EQUI...	219.90
AMERICAN EXPRESS	04/11/2024	128093	AMZN/SURGE PROTECTORS,...	01-360-510440	COMPUTER SUPPLIES/EQUI...	215.92
AMERICAN EXPRESS	04/11/2024	128093	AMZN/IT PUNCHDOWN TOOL	01-360-510440	COMPUTER SUPPLIES/EQUI...	39.97
AMERICAN EXPRESS	04/11/2024	128093	AMZN/SCADA MONITOR WA...	01-360-510440	COMPUTER SUPPLIES/EQUI...	138.59
AMERICAN EXPRESS	04/11/2024	128093	AMZN/GM HDMI SYSTEM CA...	01-360-510440	COMPUTER SUPPLIES/EQUI...	28.44
AMERICAN EXPRESS	04/11/2024	128093	AMZN/GM HDMI SYSTEM CA...	01-360-510440	COMPUTER SUPPLIES/EQUI...	9.99
AMERICAN EXPRESS	04/11/2024	128093	AMZN/TV TRUCK VIDEO CAP...	01-360-510440	COMPUTER SUPPLIES/EQUI...	94.12
AMERICAN EXPRESS	04/11/2024	128093	AMZN/TV TRUCK KEYBOARD...	01-360-510440	COMPUTER SUPPLIES/EQUI...	54.89
AMERICAN EXPRESS	04/11/2024	128093	AMZN/IT LEVELS	01-360-510440	COMPUTER SUPPLIES/EQUI...	47.95
<b>Vendor 1210 - AMERICAN EXPRESS Total:</b>						<b>61,807.86</b>
<b>Vendor: 1243 - AMERIGAS PROPANE LP</b>						
AMERIGAS PROPANE LP	04/24/2024	128148	FORKLIFT PROPANE	01-260-520210	REPAIR SUPPLIES - BLD/FLT ...	208.19
<b>Vendor 1243 - AMERIGAS PROPANE LP Total:</b>						<b>208.19</b>

**Paid Check Report**

**Payment Dates: 4/1/2024 - 4/30/2024**

Vendor Name	Payment Date	Payment Number	Description (Item)	Account Number	Account Name	Amount
<b>Vendor: 5132 - APA BENEFITS, INC.</b>						
APA BENEFITS, INC.	04/24/2024	128169	MAR 2024 COBRA SERVICING	01-110-510520	PROFESSIONAL CONSULTING ..	54.60
<b>Vendor 5132 - APA BENEFITS, INC. Total:</b>						<b>54.60</b>
<b>Vendor: 1087 - APCO INC</b>						
APCO INC	04/11/2024	128092	SCADA SYSTEM Service	01-360-510440	COMPUTER SUPPLIES/EQUI...	10,260.00
APCO INC	04/11/2024	128092	23PRV Upgrades	01-360-510440	COMPUTER SUPPLIES/EQUI...	10,735.50
APCO INC	04/17/2024	128113	SCADA Upgrades Phase III.B	01-340-520920	INFRASTRUCTURE PURCHAS...	7,380.00
APCO INC	04/17/2024	128113	SCADA Upgrades Phase III.B	01-340-520920	INFRASTRUCTURE PURCHAS...	7,622.20
APCO INC	04/17/2024	128113	SCADA Upgrades Phase III.B	01-340-520920	INFRASTRUCTURE PURCHAS...	1,615.00
APCO INC	04/17/2024	128113	SCADA System Maintenance	01-360-510440	COMPUTER SUPPLIES/EQUI...	2,755.00
<b>Vendor 1087 - APCO INC Total:</b>						<b>40,367.70</b>
<b>Vendor: 1267 - APELLO</b>						
APELLO	04/11/2024	DFT0001242	APR 2024 ANSWERING SERVI...	01-360-510470	TELEPHONE	554.00
<b>Vendor 1267 - APELLO Total:</b>						<b>554.00</b>
<b>Vendor: 1268.1 - APPLICANTPRO</b>						
APPLICANTPRO	04/17/2024	128114	MAY 2024 APPLICANT PROC...	01-110-510430	GENERAL ADMINISTRATIVE	186.00
<b>Vendor 1268.1 - APPLICANTPRO Total:</b>						<b>186.00</b>
<b>Vendor: 1295 - ARIES INDUSTRIES, INC.</b>						
ARIES INDUSTRIES, INC.	04/11/2024	128094	Unit # 31- Reel Controller PCA	01-240-520240	TOOLS & SUPPLIES - WW MA...	659.25
ARIES INDUSTRIES, INC.	04/11/2024	128094	Unit #31 - Counter Meter & ...	01-240-520240	TOOLS & SUPPLIES - WW MA...	93.57
ARIES INDUSTRIES, INC.	04/11/2024	128094	Unit #31 - Counter Meter & ...	01-240-520240	TOOLS & SUPPLIES - WW MA...	500.00
ARIES INDUSTRIES, INC.	04/17/2024	128115	Unit #35 CCTV Equipment Re...	01-240-510910	MACHINERY & EQUIPMENT - ...	87,354.66
ARIES INDUSTRIES, INC.	04/17/2024	128115	Unit #31- Footage Encoder	01-240-520240	TOOLS & SUPPLIES - WW MA...	129.74
<b>Vendor 1295 - ARIES INDUSTRIES, INC. Total:</b>						<b>88,737.22</b>
<b>Vendor: 5317 - ARMOROCK, LLC.</b>						
ARMOROCK, LLC.	04/24/2024	128173	Armorock Manhole Sections ...	01-340-520920	INFRASTRUCTURE PURCHAS...	12,930.00
ARMOROCK, LLC.	04/24/2024	128173	Decker Main Armorock Man...	01-350-520210	REPAIR SUPPLIES - OPERATOR	2,856.00
<b>Vendor 5317 - ARMOROCK, LLC. Total:</b>						<b>15,786.00</b>
<b>Vendor: 5333 - ARS YES SERVICES</b>						
ARS YES SERVICES	04/24/2024	128176	ARS YES SERVICES/FEE REFU...	01-000-410500	INSPECTION FEES	150.00
<b>Vendor 5333 - ARS YES SERVICES Total:</b>						<b>150.00</b>
<b>Vendor: 1306 - ASAP AUTO PARTS WAREHOUSE</b>						
ASAP AUTO PARTS WAREHO...	04/17/2024	128116	UNIT #3-FILTERS	01-260-520210	REPAIR SUPPLIES - BLD/FLT ...	18.53
ASAP AUTO PARTS WAREHO...	04/17/2024	128116	UNIT #34-FUEL INJECTOR O R...	01-260-520210	REPAIR SUPPLIES - BLD/FLT ...	28.19
ASAP AUTO PARTS WAREHO...	04/17/2024	128116	UNIT #2-OIL FILTER	01-260-520210	REPAIR SUPPLIES - BLD/FLT ...	2.01
ASAP AUTO PARTS WAREHO...	04/17/2024	128116	SHOP-WRENCH	01-260-520240	TOOLS & SUPPLIES - BLD/FLT...	17.71
ASAP AUTO PARTS WAREHO...	04/17/2024	128116	WELLS/BOOSTERS-OIL PAI	01-350-520240	TOOLS & SUPPLIES - OPERAT...	104.43
ASAP AUTO PARTS WAREHO...	04/17/2024	128116	SHOP/PR-EACH-BM 100M	01-260-520210	REPAIR SUPPLIES - BLD/FLT ...	115.00
ASAP AUTO PARTS WAREHO...	04/17/2024	128116	UNIT #9-FOG LIGHT RELAY	01-260-520210	REPAIR SUPPLIES - BLD/FLT ...	12.81
ASAP AUTO PARTS WAREHO...	04/17/2024	128116	UNIT #18-RTV	01-260-520210	REPAIR SUPPLIES - BLD/FLT ...	41.47
ASAP AUTO PARTS WAREHO...	04/17/2024	128116	SHOP-AIR FRESHENERS	01-260-520210	REPAIR SUPPLIES - BLD/FLT ...	85.43

New CCTV Camera System

**Paid Check Report**

Payment Dates: 4/1/2024 - 4/30/2024

Vendor Name	Payment Date	Payment Number	Description (Item)	Account Number	Account Name	Amount
ASAP AUTO PARTS WAREHO...	04/17/2024	128116	SHOP-BRAKE CLEAN	01-260-520210	REPAIR SUPPLIES - BLD/FLT ...	66.96
ASAP AUTO PARTS WAREHO...	04/17/2024	128116	UNIT #6-OIL FILTER	01-260-520210	REPAIR SUPPLIES - BLD/FLT ...	2.01
ASAP AUTO PARTS WAREHO...	04/17/2024	128116	UNIT #13-RWIRING BUTT CO...	01-260-520210	REPAIR SUPPLIES - BLD/FLT ...	8.06
ASAP AUTO PARTS WAREHO...	04/17/2024	128116	UNIT #47-FILTERS, WIPER BL...	01-260-520210	REPAIR SUPPLIES - BLD/FLT ...	45.56
<b>Vendor 1306 - ASAP AUTO PARTS WAREHOUSE Total:</b>						<b>548.17</b>
<b>Vendor: 1330 - ASSOCIATED BUSINESS TECHNOLOGIES</b>						
ASSOCIATED BUSINESS TECH...	04/24/2024	128149	BLDG B/PRINTER-SCANNER	01-130-510410	OFFICE SUPPLIES/PRINTING	86.46
<b>Vendor 1330 - ASSOCIATED BUSINESS TECHNOLOGIES Total:</b>						<b>86.46</b>
<b>Vendor: 1413.5 - BALLARD, AUSTIN</b>						
BALLARD, AUSTIN	04/03/2024	10267	MEALS,MILEAGE/UGFOA CO...	01-110-510480	TRAINING & EDUCATION - M...	358.76
BALLARD, AUSTIN	04/18/2024	10270	LODGING/UGFOA CONF-EMP...	01-110-510480	TRAINING & EDUCATION - M...	535.77
<b>Vendor 1413.5 - BALLARD, AUSTIN Total:</b>						<b>894.53</b>
<b>Vendor: 1434 - BATTERY SYSTEMS INC</b>						
BATTERY SYSTEMS INC	04/17/2024	128117	HP-1 Compact - Battery repla...	01-260-520210	REPAIR SUPPLIES - BLD/FLT ...	35.10
BATTERY SYSTEMS INC	04/17/2024	128117	Unit #100- Batteries	01-260-520210	REPAIR SUPPLIES - BLD/FLT ...	71.62
<b>Vendor 1434 - BATTERY SYSTEMS INC Total:</b>						<b>106.72</b>
<b>Vendor: 1470 - BLUE STAKES OF UTAH UTILITY</b>						
BLUE STAKES OF UTAH UTILI...	04/24/2024	128150	2024 Blue Stakes Services	01-340-510520	PROFESSIONAL CONSULTING ..	653.60
BLUE STAKES OF UTAH UTILI...	04/24/2024	128150	2024 Blue Stakes Services	01-340-510520	PROFESSIONAL CONSULTING ..	834.20
<b>Vendor 1470 - BLUE STAKES OF UTAH UTILITY Total:</b>						<b>1,487.80</b>
<b>Vendor: 5330 - BORDER STATES INDUSTRIES, INC</b>						
BORDER STATES INDUSTRIES,...	04/24/2024	128175	WELL #4 - SUBMERSIBLE PU...	01-350-520210	REPAIR SUPPLIES - OPERATOR	997.00
<b>Vendor 5330 - BORDER STATES INDUSTRIES, INC Total:</b>						<b>997.00</b>
<b>Vendor: 1500 - BOWEN COLLINS AND ASSOCIATES</b>						
BOWEN COLLINS AND ASSOC...	04/24/2024	128151	23G:CONSTMGMT	01-340-520920	INFRASTRUCTURE PURCHAS...	851.50
BOWEN COLLINS AND ASSOC...	04/24/2024	128151	23G Chesterfield & Warner E...	01-340-520920	INFRASTRUCTURE PURCHAS...	37.50
<b>Vendor 1500 - BOWEN COLLINS AND ASSOCIATES Total:</b>						<b>889.00</b>
<b>Vendor: 5165 - BRYON O. ELWELL, SR.</b>						
BRYON O. ELWELL, SR.	04/11/2024	128111	Hazard Mitigation Plan	01-110-510520	PROFESSIONAL CONSULTING ..	5,970.29
<b>Vendor 5165 - BRYON O. ELWELL, SR. Total:</b>						<b>5,970.29</b>
<b>Vendor: 1625 - CARSON ELEVATOR, LLC</b>						
CARSON ELEVATOR, LLC	04/02/2024	128069	2024 2ND QTR ELEVATOR SE...	01-130-510220	BUILDINGS & GROUNDS - CU...	437.01
<b>Vendor 1625 - CARSON ELEVATOR, LLC Total:</b>						<b>437.01</b>
<b>Vendor: 1670 - CENTRAL VALLEY WATER REC FACILITY</b>						
CENTRAL VALLEY WATER REC...	04/17/2024	128118	FACILITY OPERATION	01-400-580310	FACILITY OPERATION - C.V.	407,541.26
CENTRAL VALLEY WATER REC...	04/17/2024	128118	MONTHLY CIP	01-400-580320	PROJECT BETTERMENTS- C.V.	286,026.59
CENTRAL VALLEY WATER REC...	04/17/2024	128118	PRETREATMENT FIELD	01-400-580340	PRETREATMENT FIELD - C.V.	26,592.00
CENTRAL VALLEY WATER REC...	04/17/2024	128118	ENTITY LAB WORK	01-400-580350	LABORATORY - C.V.	2,435.00
CENTRAL VALLEY WATER REC...	04/17/2024	128118	NET LAB COSTS	01-400-580350	LABORATORY - C.V.	26,083.85



**Paid Check Report**

Payment Dates: 4/1/2024 - 4/30/2024

Vendor Name	Payment Date	Payment Number	Description (Item)	Account Number	Account Name	Amount
CENTRAL VALLEY WATER REC...	04/17/2024	128118	LOAN PAYMENT	01-400-580380	CVW DEBT SERVICE	570,081.39
<b>Vendor 1670 - CENTRAL VALLEY WATER REC FACILITY Total:</b>						<b>1,318,760.09</b>
<b>Vendor: 1725.5 - CINTAS CORPORATION</b>						
CINTAS CORPORATION	04/11/2024	128095	Cintas Floor Mat Cleaning	01-130-510220	BUILDINGS & GROUNDS - CU...	141.22
CINTAS CORPORATION	04/11/2024	128095	Cintas Floor Mat Cleaning	01-130-510220	BUILDINGS & GROUNDS - CU...	141.22
CINTAS CORPORATION	04/11/2024	128095	Cintas Floor Mat Cleaning	01-130-510220	BUILDINGS & GROUNDS - CU...	141.22
<b>Vendor 1725.5 - CINTAS CORPORATION Total:</b>						<b>423.66</b>
<b>Vendor: 5255 - CITY OF SOUTH SALT LAKE</b>						
CITY OF SOUTH SALT LAKE	04/17/2024	DFT0001246	MAR 2024 STORMWATER	01-230-510460	UTILITIES - WTR	33.00
<b>Vendor 5255 - CITY OF SOUTH SALT LAKE Total:</b>						<b>33.00</b>
<b>Vendor: 1730 - CLYDE SNOW &amp; SESSIONS</b>						
CLYDE SNOW & SESSIONS	04/24/2024	DFT0001265	MATTER 006400/GENERAL	01-110-510500	LEGAL EXPENSE	3,400.00
<b>Vendor 1730 - CLYDE SNOW &amp; SESSIONS Total:</b>						<b>3,400.00</b>
<b>Vendor: 5133 - COLUMBUS FOUNDATION, INC.</b>						
COLUMBUS FOUNDATION, I...	04/02/2024	128085	MAR 2024 DOCUMENT SHRE...	01-110-510430	GENERAL ADMINISTRATIVE	37.00
<b>Vendor 5133 - COLUMBUS FOUNDATION, INC. Total:</b>						<b>37.00</b>
<b>Vendor: 1763 - CONELY COMPANY</b>						
CONELY COMPANY	04/11/2024	128096	BREEZE CHLORINE BUILDING	01-350-520210	REPAIR SUPPLIES - OPERATOR	339.15
<b>Vendor 1763 - CONELY COMPANY Total:</b>						<b>339.15</b>
<b>Vendor: 1785 - COP CONSTRUCTION LLC</b>						
COP CONSTRUCTION LLC	04/24/2024	128152	PMT #19/20E:PIONEER WWP...	01-340-520920	INFRASTRUCTURE PURCHAS...	11,000.00
<b>Vendor 1785 - COP CONSTRUCTION LLC Total:</b>						<b>11,000.00</b>
<b>Vendor: 1796 - CORE &amp; MAIN LP</b>						
CORE & MAIN LP	04/17/2024	128119	24" MJ x FLG Adapter	01-340-520920	INFRASTRUCTURE PURCHAS...	493.73
CORE & MAIN LP	04/17/2024	128119	24" MJ x FLG Adapter	01-340-520920	INFRASTRUCTURE PURCHAS...	2,000.74
<b>Vendor 1796 - CORE &amp; MAIN LP Total:</b>						<b>2,494.47</b>
<b>Vendor: 1922 - DAWSON INFRASTRUCTURE SOLUTIONS</b>						
DAWSON INFRASTRUCTURE ...	04/17/2024	128120	02/01/23_WWMaint_Dawso...	01-240-510910	MACHINERY & EQUIPMENT - ...	368,214.37
<b>Vendor 1922 - DAWSON INFRASTRUCTURE SOLUTIONS Total:</b>						<b>368,214.37</b>
<b>Vendor: 1930 - DENTAL SELECT</b>						
DENTAL SELECT	04/17/2024	128121	DENTAL INSURANCE FAMILY	01-000-220500	HEALTH INSURANCE PAYABLE	2,879.12
DENTAL SELECT	04/17/2024	128121	DENTAL INSURANCE SINGLE	01-000-220500	HEALTH INSURANCE PAYABLE	222.60
DENTAL SELECT	04/17/2024	128121	DENTAL INSURANCE FAMILY	01-000-220500	HEALTH INSURANCE PAYABLE	3,028.04
DENTAL SELECT	04/17/2024	128121	DENTAL INSURANCE SINGLE	01-000-220500	HEALTH INSURANCE PAYABLE	317.97
DENTAL SELECT	04/17/2024	128121	APR 2024 EMP ADJUSTMENTS	01-110-500130	HEALTH INSURANCE - MGMT	-0.01
DENTAL SELECT	04/17/2024	128121	RETIREE DENTAL INS	01-110-500130	HEALTH INSURANCE - MGMT	460.70
DENTAL SELECT	04/17/2024	128121	NEW EMPLOYEE DENTAL - #...	01-130-500130	HEALTH INSURANCE - CUST S...	-31.79
DENTAL SELECT	04/17/2024	128121	APR 2024 EMP ADJUSTMENTS	01-130-500130	HEALTH INSURANCE - CUST S...	-0.02
DENTAL SELECT	04/17/2024	128121	APR 2024 EMP ADJUSTMENTS	01-140-500130	HEALTH INSURANCE - METERS	-0.02
DENTAL SELECT	04/17/2024	128121	NEW EMPLOYEE DENTAL - #...	01-220-500130	HEALTH INSURANCE - WTR ...	-99.28
DENTAL SELECT	04/17/2024	128121	NEW EMPLOYEE DENTAL - #...	01-220-500130	HEALTH INSURANCE - WTR ...	-31.79

New CCTV/Jetter Truck

**Paid Check Report**

Payment Dates: 4/1/2024 - 4/30/2024

Vendor Name	Payment Date	Payment Number	Description (Item)	Account Number	Account Name	Amount
DENTAL SELECT	04/17/2024	128121	APR 2024 EMP ADJUSTMENTS	01-220-500130	HEALTH INSURANCE - WTR ...	-0.04
DENTAL SELECT	04/17/2024	128121	APR 2024 EMP ADJUSTMENTS	01-230-500130	HEALTH INSURANCE - WTR ...	-0.01
DENTAL SELECT	04/17/2024	128121	APR 2024 EMP ADJUSTMENTS	01-240-500130	HEALTH INSURANCE - WW ...	-0.02
DENTAL SELECT	04/17/2024	128121	NEW EMPLOYEE DENTAL - #...	01-240-500130	HEALTH INSURANCE - WW ...	-31.79
DENTAL SELECT	04/17/2024	128121	NEW EMPLOYEE DENTAL - #...	01-240-500130	HEALTH INSURANCE - WW ...	-99.28
DENTAL SELECT	04/17/2024	128121	APR 2024 EMP ADJUSTMENTS	01-260-500130	HEALTH INSURANCE - BLD/FL...	-0.01
DENTAL SELECT	04/17/2024	128121	APR 2024 EMP ADJUSTMENTS	01-320-500130	HEALTH INSURANCE - SURV/...	-0.01
DENTAL SELECT	04/17/2024	128121	TERM EMPLOYEE DENTAL - #...	01-350-500130	HEALTH INSURANCE - OPERA...	49.64
<b>Vendor 1930 - DENTAL SELECT Total:</b>						<b>6,664.00</b>
<b>Vendor: 1935 - DESIGN WEST ARCHITECTS</b>						
DESIGN WEST ARCHITECTS	04/02/2024	128070	Building A Construction Ame...	01-340-520920	INFRASTRUCTURE PURCHAS...	770.00
DESIGN WEST ARCHITECTS	04/02/2024	128070	Building A Construction Man...	01-340-520920	INFRASTRUCTURE PURCHAS...	131.80
<b>Vendor 1935 - DESIGN WEST ARCHITECTS Total:</b>						<b>901.80</b>
<b>Vendor: 1950 - DIAMOND CUTTING, LLC</b>						
DIAMOND CUTTING, LLC	04/02/2024	128071	8" LARGE METER GASKETS	01-140-520210	REPAIR SUPPLIES - METER	218.50
<b>Vendor 1950 - DIAMOND CUTTING, LLC Total:</b>						<b>218.50</b>
<b>Vendor: 1980 - DOMINION ENERGY</b>						
DOMINION ENERGY	04/02/2024	128072	MAR 2023 MONTHLY CHARG...	01-110-510460	UTILITIES - MGMT	5,255.70
DOMINION ENERGY	04/02/2024	128072	MAR 2023 MONTHLY CHARG...	01-230-510460	UTILITIES - WTR	2,471.29
DOMINION ENERGY	04/02/2024	128072	MAR 2023 MONTHLY CHARG...	01-240-510460	UTILITIES - WW	2,350.00
<b>Vendor 1980 - DOMINION ENERGY Total:</b>						<b>10,076.99</b>
<b>Vendor: 2030 - DURA CRETE</b>						
DURA CRETE	04/24/2024	128153	Precast Cement Boxes Dura C...	01-340-520920	INFRASTRUCTURE PURCHAS...	2,130.00
DURA CRETE	04/24/2024	128153	Precast Cement Boxes Dura C...	01-340-520920	INFRASTRUCTURE PURCHAS...	10,134.00
<b>Vendor 2030 - DURA CRETE Total:</b>						<b>12,264.00</b>
<b>Vendor: 5195 - ECOBRITE FRANCHISING</b>						
ECOBRITE FRANCHISING	04/02/2024	128086	Yearly Janitorial Cleaning	01-130-510220	BUILDINGS & GROUNDS - CU...	2,340.90
<b>Vendor 5195 - ECOBRITE FRANCHISING Total:</b>						<b>2,340.90</b>
<b>Vendor: 2102 - ENTERPRISE FM TRUST</b>						
ENTERPRISE FM TRUST	04/24/2024	128154	UNIT 47 LEASE CHARGES	01-260-510235	VEHICLE LEASE	584.39
ENTERPRISE FM TRUST	04/24/2024	128154	UNIT 55 LEASE CHARGES	01-260-510235	VEHICLE LEASE	533.84
ENTERPRISE FM TRUST	04/24/2024	128154	UNIT 27 LEASE CHARGES	01-260-510235	VEHICLE LEASE	533.84
ENTERPRISE FM TRUST	04/24/2024	128154	UNIT 52 LEASE CHARGES	01-260-510235	VEHICLE LEASE	533.84
ENTERPRISE FM TRUST	04/24/2024	128154	UNIT 53 LEASE CHARGES	01-260-510235	VEHICLE LEASE	623.32
ENTERPRISE FM TRUST	04/24/2024	128154	UNIT 54 LEASE CHARGES	01-260-510235	VEHICLE LEASE	684.80
ENTERPRISE FM TRUST	04/24/2024	128154	UNIT 28 LEASE CHARGES	01-260-510235	VEHICLE LEASE	249.94
ENTERPRISE FM TRUST	04/24/2024	128154	UNIT 60 LEASE CHARGES	01-260-510235	VEHICLE LEASE	616.91
ENTERPRISE FM TRUST	04/24/2024	128154	UNIT 1 LEASE CHARGES	01-260-510235	VEHICLE LEASE	698.33
ENTERPRISE FM TRUST	04/24/2024	128154	UNIT 12 LEASE CHARGES	01-260-510235	VEHICLE LEASE	541.91
<b>Vendor 2102 - ENTERPRISE FM TRUST Total:</b>						<b>5,601.12</b>

**Paid Check Report**

**Payment Dates: 4/1/2024 - 4/30/2024**

Vendor Name	Payment Date	Payment Number	Description (Item)	Account Number	Account Name	Amount
<b>Vendor: 2188 - FERGUSON ENTERPRISES, INC</b>						
FERGUSON ENTERPRISES, INC	04/11/2024	DFT0001243	WTR TEST	01-140-520210	REPAIR SUPPLIES - METER	38.60
FERGUSON ENTERPRISES, INC	04/11/2024	DFT0001243	Repair Parts for February Wa...	01-220-520210	REPAIR SUPPLIES - WTR R&R	36.32
FERGUSON ENTERPRISES, INC	04/11/2024	DFT0001243	Misc Brass Fittings	01-220-520210	REPAIR SUPPLIES - WTR R&R	4,750.00
FERGUSON ENTERPRISES, INC	04/11/2024	DFT0001243	5600 W. Church PRV (RTU 59)..	01-350-520210	REPAIR SUPPLIES - OPERATOR	4,351.10
FERGUSON ENTERPRISES, INC	04/11/2024	DFT0001243	5600 W. Church PRV (RTU 59)..	01-350-520210	REPAIR SUPPLIES - OPERATOR	11.64
FERGUSON ENTERPRISES, INC	04/11/2024	DFT0001243	Repair Parts for March Water...	01-220-520210	REPAIR SUPPLIES - WTR R&R	531.34
FERGUSON ENTERPRISES, INC	04/11/2024	DFT0001243	Repair Parts for March Water...	01-220-520210	REPAIR SUPPLIES - WTR R&R	217.16
FERGUSON ENTERPRISES, INC	04/11/2024	DFT0001243	Repair Parts for March Water...	01-220-520210	REPAIR SUPPLIES - WTR R&R	58.15
FERGUSON ENTERPRISES, INC	04/11/2024	DFT0001243	Repair Parts for March Water...	01-220-520210	REPAIR SUPPLIES - WTR R&R	1,203.00
FERGUSON ENTERPRISES, INC	04/11/2024	DFT0001243	Repair Parts for March Water...	01-220-520210	REPAIR SUPPLIES - WTR R&R	1,048.50
FERGUSON ENTERPRISES, INC	04/11/2024	DFT0001243	WELL #15,16,17/VENT SCRE...	01-350-520210	REPAIR SUPPLIES - OPERATOR	592.94
<b>Vendor 2188 - FERGUSON ENTERPRISES, INC Total:</b>						<b>12,838.75</b>
<b>Vendor: 5115 - FIRST DIGITAL COMMUNICATIONS, LLC</b>						
FIRST DIGITAL COMMUNICAT...	04/17/2024	128143	Phone System Annual Renew...	01-360-510470	TELEPHONE	2,265.02
<b>Vendor 5115 - FIRST DIGITAL COMMUNICATIONS, LLC Total:</b>						<b>2,265.02</b>
<b>Vendor: 2241 - FLEET PRIDE</b>						
FLEET PRIDE	04/02/2024	128073	Unit #13- Wiring Harness Ext...	01-260-520210	REPAIR SUPPLIES - BLD/FLT ...	19.19
FLEET PRIDE	04/17/2024	128122	Unit #41 - PM Filters	01-260-520210	REPAIR SUPPLIES - BLD/FLT ...	36.39
FLEET PRIDE	04/17/2024	128122	Generator unit 30, PM filters	01-260-520210	REPAIR SUPPLIES - BLD/FLT ...	285.45
FLEET PRIDE	04/17/2024	128122	UNIT #30-RETURNED AIR FIL...	01-260-520210	REPAIR SUPPLIES - BLD/FLT ...	-185.73
FLEET PRIDE	04/24/2024	128155	Unit 10 PM filters / Strap filte...	01-260-520210	REPAIR SUPPLIES - BLD/FLT ...	1.01
FLEET PRIDE	04/24/2024	128155	Unit 10 PM filters / Strap filte...	01-260-520210	REPAIR SUPPLIES - BLD/FLT ...	100.00
FLEET PRIDE	04/24/2024	128155	Unit #29- PM Filters	01-260-520240	TOOLS & SUPPLIES - BLD/FLT...	83.68
FLEET PRIDE	04/24/2024	128155	Unit #42 - Trailer Plug bracket	01-260-520210	REPAIR SUPPLIES - BLD/FLT ...	8.95
<b>Vendor 2241 - FLEET PRIDE Total:</b>						<b>348.94</b>
<b>Vendor: 5229 - GODWIN MANUFACTURING CO., INC</b>						
GODWIN MANUFACTURING ...	04/02/2024	128087	#61,#62-NEW DUMP TRUCK ...	01-220-510910	MACHINERY & EQUIPMENT - ...	1,990.00
<b>Vendor 5229 - GODWIN MANUFACTURING CO., INC Total:</b>						<b>1,990.00</b>
<b>Vendor: 2380 - GRAINGER INC</b>						
GRAINGER INC	04/02/2024	128075	DECKER MAIN/LIFTING EYE	01-350-520210	REPAIR SUPPLIES - OPERATOR	43.24
GRAINGER INC	04/02/2024	128075	KEY TAGS/SITE KEYS	01-350-520210	REPAIR SUPPLIES - OPERATOR	16.76
GRAINGER INC	04/11/2024	128098	1 13/16 Socket and Adapter	01-220-520240	TOOLS & SUPPLIES - WTR R&R	91.92
<b>Vendor 2380 - GRAINGER INC Total:</b>						<b>151.92</b>
<b>Vendor: 2457 - H.D. FOWLER COMPANY</b>						
H.D. FOWLER COMPANY	04/17/2024	128124	Meter Angle Valves	01-220-520210	REPAIR SUPPLIES - WTR R&R	1,396.80
<b>Vendor 2457 - H.D. FOWLER COMPANY Total:</b>						<b>1,396.80</b>
<b>Vendor: 2490 - HANSEN, ALLEN &amp; LUCE, INC.</b>						
HANSEN, ALLEN & LUCE, INC.	04/02/2024	128076	20D Kent Booster PS Constru...	01-340-520920	INFRASTRUCTURE PURCHAS...	17,327.07
HANSEN, ALLEN & LUCE, INC.	04/24/2024	128156	23L:WELL NO. 18 DRILLING &...	01-340-520920	INFRASTRUCTURE PURCHAS...	7,794.75
<b>Vendor 2490 - HANSEN, ALLEN &amp; LUCE, INC. Total:</b>						<b>25,121.82</b>

**Paid Check Report**

**Payment Dates: 4/1/2024 - 4/30/2024**

Vendor Name	Payment Date	Payment Number	Description (Item)	Account Number	Account Name	Amount
<b>Vendor: 2532 - HEALTHEQUITY INC</b>						
HEALTHEQUITY INC	04/11/2024	DFT0001232	HEALTH SAVINGS ACCOUNT	01-000-220900	CAFETERIA PLAN PAYABLE	11,489.01
HEALTHEQUITY INC	04/25/2024	DFT0001254	HEALTH SAVINGS ACCOUNT	01-000-220900	CAFETERIA PLAN PAYABLE	11,489.01
HEALTHEQUITY INC	04/25/2024	DFT0001271	HEALTH SAVINGS ACCOUNT	01-000-220900	CAFETERIA PLAN PAYABLE	146.15
<b>Vendor 2532 - HEALTHEQUITY INC Total:</b>						<b>23,124.17</b>
<b>Vendor: 5266 - HILLS CONSTRUCTION, INC.</b>						
HILLS CONSTRUCTION, INC.	04/02/2024	128088	PMT 4/23C:WELL NO 1 CONS...	01-340-520920	INFRASTRUCTURE PURCHAS...	10,000.00
HILLS CONSTRUCTION, INC.	04/02/2024	128088	RETENTION/23C - PMT NO 4	01-000-210110	RETAINAGE	-500.00
<b>Vendor 5266 - HILLS CONSTRUCTION, INC. Total:</b>						<b>9,500.00</b>
<b>Vendor: 2590 - HOME DEPOT CREDIT SERVICES</b>						
HOME DEPOT CREDIT SERVIC...	04/17/2024	128125	TOOLS FOR LARGE METERS	01-140-520240	TOOLS & SUPPLIES - METERS	32.22
HOME DEPOT CREDIT SERVIC...	04/17/2024	128125	WELL #7 FLOOR SQUEEGEE, ...	01-140-520240	TOOLS & SUPPLIES - METERS	71.87
HOME DEPOT CREDIT SERVIC...	04/17/2024	128125	JOB SUPPLIES	01-220-520210	REPAIR SUPPLIES - WTR R&R	274.19
HOME DEPOT CREDIT SERVIC...	04/17/2024	128125	JOB SUPPLIES	01-220-520210	REPAIR SUPPLIES - WTR R&R	9.54
HOME DEPOT CREDIT SERVIC...	04/17/2024	128125	BATTERY CHARGER	01-220-520240	TOOLS & SUPPLIES - WTR R&R	129.00
HOME DEPOT CREDIT SERVIC...	04/17/2024	128125	TOOLS	01-220-520240	TOOLS & SUPPLIES - WTR R&R	166.59
HOME DEPOT CREDIT SERVIC...	04/17/2024	128125	TOOLS	01-220-520240	TOOLS & SUPPLIES - WTR R&R	18.25
HOME DEPOT CREDIT SERVIC...	04/17/2024	128125	TOOLS	01-220-520240	TOOLS & SUPPLIES - WTR R&R	65.41
HOME DEPOT CREDIT SERVIC...	04/17/2024	128125	TOOLS	01-220-520240	TOOLS & SUPPLIES - WTR R&R	66.42
HOME DEPOT CREDIT SERVIC...	04/17/2024	128125	TOOLS	01-220-520240	TOOLS & SUPPLIES - WTR R&R	463.90
HOME DEPOT CREDIT SERVIC...	04/17/2024	128125	UNIT #9-STORAGE BIN	01-230-520240	TOOLS & SUPPLIES - WTR MA...	10.96
HOME DEPOT CREDIT SERVIC...	04/17/2024	128125	POWER INVERTER	01-230-520240	TOOLS & SUPPLIES - WTR MA...	107.86
HOME DEPOT CREDIT SERVIC...	04/17/2024	128125	IMPACT WRENCH, BATTERY ...	01-230-520240	TOOLS & SUPPLIES - WTR MA...	371.97
HOME DEPOT CREDIT SERVIC...	04/17/2024	128125	UNIT #30-FLASHLIGHT BATT...	01-230-520240	TOOLS & SUPPLIES - WTR MA...	119.00
HOME DEPOT CREDIT SERVIC...	04/17/2024	128125	CCTV-SOLDERING TOOLS	01-240-520240	TOOLS & SUPPLIES - WW MA...	52.92
HOME DEPOT CREDIT SERVIC...	04/17/2024	128125	O-RING FOR CCTV EQUIP	01-240-520240	TOOLS & SUPPLIES - WW MA...	2.57
HOME DEPOT CREDIT SERVIC...	04/17/2024	128125	SHOP SUPPLIES	01-260-520210	REPAIR SUPPLIES - BLD/FLT ...	26.88
HOME DEPOT CREDIT SERVIC...	04/17/2024	128125	HOLE SAW	01-260-520240	TOOLS & SUPPLIES - BLD/FLT...	21.94
HOME DEPOT CREDIT SERVIC...	04/17/2024	128125	IMPACT DRILL	01-260-520240	TOOLS & SUPPLIES - BLD/FLT...	480.44
HOME DEPOT CREDIT SERVIC...	04/17/2024	128125	PAINT ROLLER	01-340-520920	INFRASTRUCTURE PURCHAS...	23.08
HOME DEPOT CREDIT SERVIC...	04/17/2024	128125	PAINTING SUPPLIES	01-340-520920	INFRASTRUCTURE PURCHAS...	29.24
HOME DEPOT CREDIT SERVIC...	04/17/2024	128125	DRYWALL ANCHORS	01-340-520920	INFRASTRUCTURE PURCHAS...	29.98
HOME DEPOT CREDIT SERVIC...	04/17/2024	128125	BLDG A/BASEMENT PAINT	01-340-520920	INFRASTRUCTURE PURCHAS...	89.94
HOME DEPOT CREDIT SERVIC...	04/17/2024	128125	BLDG A/PAINT	01-340-520920	INFRASTRUCTURE PURCHAS...	159.92
HOME DEPOT CREDIT SERVIC...	04/17/2024	128125	DECKER MAIN/SUPPLIES	01-340-520920	INFRASTRUCTURE PURCHAS...	745.60
HOME DEPOT CREDIT SERVIC...	04/17/2024	128125	DECKER MAIN/FENCE BOLTS	01-350-520210	REPAIR SUPPLIES - OPERATOR	29.46
HOME DEPOT CREDIT SERVIC...	04/17/2024	128125	UNIT #2-TOOLS	01-350-520210	REPAIR SUPPLIES - OPERATOR	22.97
HOME DEPOT CREDIT SERVIC...	04/17/2024	128125	RUSHTON TRTMT/SUPPLIES	01-350-520210	REPAIR SUPPLIES - OPERATOR	33.27
HOME DEPOT CREDIT SERVIC...	04/17/2024	128125	PADLOCKS, TAGS	01-350-520210	REPAIR SUPPLIES - OPERATOR	25.79
HOME DEPOT CREDIT SERVIC...	04/17/2024	128125	WASP SPRAY	01-350-520240	TOOLS & SUPPLIES - OPERAT...	95.64
HOME DEPOT CREDIT SERVIC...	04/17/2024	128125	UNIT #2-SAW BLADES	01-350-520240	TOOLS & SUPPLIES - OPERAT...	89.85
HOME DEPOT CREDIT SERVIC...	04/17/2024	128125	UNIT #2-5600 W CHURCH	01-350-520240	TOOLS & SUPPLIES - OPERAT...	78.27
HOME DEPOT CREDIT SERVIC...	04/17/2024	128125	UNIT #2-TOOLS	01-350-520240	TOOLS & SUPPLIES - OPERAT...	49.02

**Paid Check Report**

**Payment Dates: 4/1/2024 - 4/30/2024**

Vendor Name	Payment Date	Payment Number	Description (Item)	Account Number	Account Name	Amount
HOME DEPOT CREDIT SERVIC...	04/17/2024	128125	UNIT #2-RACHET, SOCKET SET	01-350-520240	TOOLS & SUPPLIES - OPERAT...	257.97
HOME DEPOT CREDIT SERVIC...	04/17/2024	128125	PAINTING SUPPLIES	01-360-510220	BUILDINGS & GROUNDS - SYS...	64.12
HOME DEPOT CREDIT SERVIC...	04/17/2024	128125	BLDG A/2ND FLOOR PAINT	01-360-510220	BUILDINGS & GROUNDS - SYS...	119.80
HOME DEPOT CREDIT SERVIC...	04/17/2024	128125	WALL MOUNTS	01-360-510440	COMPUTER SUPPLIES/EQUI...	166.47
HOME DEPOT CREDIT SERVIC...	04/17/2024	128125	WALL PLATES	01-360-510440	COMPUTER SUPPLIES/EQUI...	53.55
<b>Vendor 2590 - HOME DEPOT CREDIT SERVICES Total:</b>						<b>4,655.87</b>
<b>Vendor: 2637 - INDUSTRIAL SAFETY EQUIPMENT, LLC.</b>						
INDUSTRIAL SAFETY EQUIPM...	04/11/2024	128099	Safety - PPE, gloves, filters, gl...	01-210-510490	SAFETY EXPENSE	298.10
INDUSTRIAL SAFETY EQUIPM...	04/11/2024	128099	Safety toed hip boots	01-210-510490	SAFETY EXPENSE	8.25
INDUSTRIAL SAFETY EQUIPM...	04/11/2024	128099	Safety toed hip boots	01-210-510490	SAFETY EXPENSE	175.00
INDUSTRIAL SAFETY EQUIPM...	04/24/2024	128157	Safety PPE, & Safety Toed Bo...	01-210-510490	SAFETY EXPENSE	182.50
<b>Vendor 2637 - INDUSTRIAL SAFETY EQUIPMENT, LLC. Total:</b>						<b>663.85</b>
<b>Vendor: 2652 - INSITUFORM TECHNOLOGIES LLC</b>						
INSITUFORM TECHNOLOGIES...	04/24/2024	128158	INSITUFORM TECH/FIRE HYD...	01-000-430990	MISC INCOME	1,750.00
<b>Vendor 2652 - INSITUFORM TECHNOLOGIES LLC Total:</b>						<b>1,750.00</b>
<b>Vendor: 2708 - INTERMOUNTAIN WORKMED SL</b>						
INTERMOUNTAIN WORKMED..	04/24/2024	128159	OFFICE VISIT - EMP #219	01-110-510520	PROFESSIONAL CONSULTING ..	194.11
INTERMOUNTAIN WORKMED..	04/24/2024	128159	OFFICE VISIT - EMP #219	01-110-510520	PROFESSIONAL CONSULTING ..	156.94
INTERMOUNTAIN WORKMED..	04/24/2024	128159	DOT PHYSICAL - EMP #252	01-110-510520	PROFESSIONAL CONSULTING ..	73.00
<b>Vendor 2708 - INTERMOUNTAIN WORKMED SL Total:</b>						<b>424.05</b>
<b>Vendor: 2772 - JOHNSON, KRISTY</b>						
JOHNSON, KRISTY	04/03/2024	10268	BRD MTG/HEALTH LIV/CHM...	01-110-510430	GENERAL ADMINISTRATIVE	168.07
JOHNSON, KRISTY	04/03/2024	10268	KITCHEN SUPPLIES	01-130-510410	OFFICE SUPPLIES/PRINTING	36.56
<b>Vendor 2772 - JOHNSON, KRISTY Total:</b>						<b>204.63</b>
<b>Vendor: 2790 - JORDAN VALLEY WATER CONSERVANCY DISTRICT</b>						
JORDAN VALLEY WATER CON...	04/17/2024	128127	MAR 2024 WATER DELIVERIES	01-350-530250	WATER SUPPLY EXPENSE	345,753.50
JORDAN VALLEY WATER CON...	04/24/2024	128161	MAR 2024 LABORATORY SER...	01-231-530270	WATER TESTING FEES	556.23
<b>Vendor 2790 - JORDAN VALLEY WATER CONSERVANCY DISTRICT Total:</b>						<b>346,309.73</b>
<b>Vendor: 2734 - J-U-B ENGINEERS, INC.</b>						
J-U-B ENGINEERS, INC.	04/02/2024	128077	20B:RUSHTON WTR TRTMT P...	01-340-520920	INFRASTRUCTURE PURCHAS...	25,688.84
J-U-B ENGINEERS, INC.	04/02/2024	128077	20B:RUSHTON WTR TRTMT P...	01-340-520920	INFRASTRUCTURE PURCHAS...	25,127.49
J-U-B ENGINEERS, INC.	04/02/2024	128077	22F:Ridgeland Construction ...	01-340-520920	INFRASTRUCTURE PURCHAS...	7,506.48
J-U-B ENGINEERS, INC.	04/17/2024	128126	23I: Engineering Design	01-340-520920	INFRASTRUCTURE PURCHAS...	59,232.80
J-U-B ENGINEERS, INC.	04/17/2024	128126	23I AMENDMENT NO 1	01-340-520920	INFRASTRUCTURE PURCHAS...	445.00
J-U-B ENGINEERS, INC.	04/24/2024	128160	20B:RUSHTON WTR TRTMT P...	01-340-520920	INFRASTRUCTURE PURCHAS...	6,356.65
J-U-B ENGINEERS, INC.	04/24/2024	128160	21J:GHID HDQTRS LANDSCA...	01-340-510520	PROFESSIONAL CONSULTING ..	438.10
<b>Vendor 2734 - J-U-B ENGINEERS, INC. Total:</b>						<b>124,795.36</b>
<b>Vendor: 2881 - KEN GARFF WEST VALLEY FORD</b>						
KEN GARFF WEST VALLEY FO...	04/11/2024	128100	UNIT #21-BATTERY BRACKETS..	01-260-520210	REPAIR SUPPLIES - BLD/FLT ...	348.30
KEN GARFF WEST VALLEY FO...	04/17/2024	128128	Unit #12- High Pressure Fuel ...	01-260-520210	REPAIR SUPPLIES - BLD/FLT ...	15.59
<b>Vendor 2881 - KEN GARFF WEST VALLEY FORD Total:</b>						<b>363.89</b>

**Paid Check Report**

**Payment Dates: 4/1/2024 - 4/30/2024**

Vendor Name	Payment Date	Payment Number	Description (Item)	Account Number	Account Name	Amount
<b>Vendor: 2885 - KETCHUM, MICHELLE</b>						
KETCHUM, MICHELLE	04/18/2024	10271	CONSERVATION GRANT PR...	01-110-510530	PUBLIC RELATIONS/CONSER...	53.11
<b>Vendor 2885 - KETCHUM, MICHELLE Total:</b>						<b>53.11</b>
<b>Vendor: 2900 - KILGORE COMPANIES, LLC</b>						
KILGORE COMPANIES, LLC	04/17/2024	128129	Asphalt for March Water Sys...	01-220-520210	REPAIR SUPPLIES - WTR R&R	133.30
KILGORE COMPANIES, LLC	04/17/2024	128129	Asphalt for March Water Sys...	01-220-520210	REPAIR SUPPLIES - WTR R&R	750.75
KILGORE COMPANIES, LLC	04/17/2024	128129	Asphalt for March Water Sys...	01-220-520210	REPAIR SUPPLIES - WTR R&R	1,261.05
KILGORE COMPANIES, LLC	04/17/2024	128129	Asphalt for March Water Sys...	01-220-520210	REPAIR SUPPLIES - WTR R&R	1,150.80
KILGORE COMPANIES, LLC	04/17/2024	128129	Asphalt for March Water Sys...	01-220-520210	REPAIR SUPPLIES - WTR R&R	109.50
KILGORE COMPANIES, LLC	04/17/2024	128129	Asphalt for March Water Sys...	01-220-520210	REPAIR SUPPLIES - WTR R&R	1,279.95
KILGORE COMPANIES, LLC	04/17/2024	128129	Asphalt for March Water Sys...	01-220-520210	REPAIR SUPPLIES - WTR R&R	426.30
<b>Vendor 2900 - KILGORE COMPANIES, LLC Total:</b>						<b>5,111.65</b>
<b>Vendor: 5240 - L.M.E. CONSULTANTS</b>						
L.M.E. CONSULTANTS	04/11/2024	128112	WWTR TV INSPECTION SOF...	01-360-510440	COMPUTER SUPPLIES/EQUI...	4,500.00
<b>Vendor 5240 - L.M.E. CONSULTANTS Total:</b>						<b>4,500.00</b>
<b>Vendor: 2980 - LES OLSON CO</b>						
LES OLSON CO	04/24/2024	128162	2024 1ST QTR CONTRACT BIL...	01-130-510410	OFFICE SUPPLIES/PRINTING	270.18
<b>Vendor 2980 - LES OLSON CO Total:</b>						<b>270.18</b>
<b>Vendor: 2140 - LGG INDUSTRIAL</b>						
LGG INDUSTRIAL	04/11/2024	128097	BRASS FITTINGS	01-350-520210	REPAIR SUPPLIES - OPERATOR	98.08
<b>Vendor 2140 - LGG INDUSTRIAL Total:</b>						<b>98.08</b>
<b>Vendor: 3000 - LIBERTY TIRE RECYCLING LLC</b>						
LIBERTY TIRE RECYCLING LLC	04/17/2024	128130	TIRE RECYCLING	01-260-520210	REPAIR SUPPLIES - BLD/FLT ...	387.00
<b>Vendor 3000 - LIBERTY TIRE RECYCLING LLC Total:</b>						<b>387.00</b>
<b>Vendor: 3085 - MARTI, TODD B</b>						
MARTI, TODD B	04/18/2024	10272	MILEAGE,MEALS/WEAU AN...	01-110-510480	TRAINING & EDUCATION - M...	373.76
<b>Vendor 3085 - MARTI, TODD B Total:</b>						<b>373.76</b>
<b>Vendor: 3129 - MIDWEST HOSE &amp; SPECIALTY, INC.</b>						
MIDWEST HOSE & SPECIALTY,..	04/02/2024	128078	Pump Hoses	01-220-520240	TOOLS & SUPPLIES - WTR R&R	58.18
MIDWEST HOSE & SPECIALTY,..	04/02/2024	128078	Pump Hoses	01-220-520240	TOOLS & SUPPLIES - WTR R&R	441.60
MIDWEST HOSE & SPECIALTY,..	04/02/2024	128078	Pump Hoses	01-220-520240	TOOLS & SUPPLIES - WTR R&R	13.68
MIDWEST HOSE & SPECIALTY,..	04/02/2024	128078	Pump Hoses	01-220-520240	TOOLS & SUPPLIES - WTR R&R	200.36
<b>Vendor 3129 - MIDWEST HOSE &amp; SPECIALTY, INC. Total:</b>						<b>713.82</b>
<b>Vendor: 3158 - MILLS, DUSTIN</b>						
MILLS, DUSTIN	04/03/2024	10269	CDL/TANKER ENDORSEMENT ..	01-110-510430	GENERAL ADMINISTRATIVE	61.00
MILLS, DUSTIN	04/18/2024	10273	2024 BOOT REIMBURSEMENT	01-210-510490	SAFETY EXPENSE	128.69
<b>Vendor 3158 - MILLS, DUSTIN Total:</b>						<b>189.69</b>
<b>Vendor: 3215 - MOUNTAIN VALLEY MECHANICAL</b>						
MOUNTAIN VALLEY MECHAN...	04/17/2024	128132	HVAC REPAIR	01-360-510220	BUILDINGS & GROUNDS - SYS...	290.00
<b>Vendor 3215 - MOUNTAIN VALLEY MECHANICAL Total:</b>						<b>290.00</b>

CCTV Truck Software

**Paid Check Report**

Payment Dates: 4/1/2024 - 4/30/2024

Vendor Name	Payment Date	Payment Number	Description (Item)	Account Number	Account Name	Amount
<b>Vendor: 3210 - MOUNTAINLAND SUPPLY COMPANY</b>						
MOUNTAINLAND SUPPLY C...	04/11/2024	128101	Expansion nut	01-140-520210	REPAIR SUPPLIES - METER	575.52
MOUNTAINLAND SUPPLY C...	04/17/2024	128131	Big meter order for the year	01-140-520210	REPAIR SUPPLIES - METER	10,332.90
MOUNTAINLAND SUPPLY C...	04/24/2024	128163	Big meter order for the year	01-140-520210	REPAIR SUPPLIES - METER	32,143.70
MOUNTAINLAND SUPPLY C...	04/24/2024	128163	Battery for one of our handh...	01-140-520210	REPAIR SUPPLIES - METER	184.00
MOUNTAINLAND SUPPLY C...	04/24/2024	128163	Battery for one of our handh...	01-140-520210	REPAIR SUPPLIES - METER	6.35
MOUNTAINLAND SUPPLY C...	04/24/2024	128163	Expansion not EC-23NL	01-140-520210	REPAIR SUPPLIES - METER	2,014.32
<b>Vendor 3210 - MOUNTAINLAND SUPPLY COMPANY Total:</b>						<b>45,256.79</b>
<b>Vendor: 3240 - NAPA AUTO PARTS</b>						
NAPA AUTO PARTS	04/11/2024	128102	TOOLS-1" IMPACT WRENCH	01-260-520240	TOOLS & SUPPLIES - BLD/FLT...	1,130.00
<b>Vendor 3240 - NAPA AUTO PARTS Total:</b>						<b>1,130.00</b>
<b>Vendor: 3270 - NECAISE, RICKY</b>						
NECAISE, RICKY	04/18/2024	10274	SAFETY TRAINING REFRESH...	01-110-510430	GENERAL ADMINISTRATIVE	112.98
<b>Vendor 3270 - NECAISE, RICKY Total:</b>						<b>112.98</b>
<b>Vendor: 3360 - NUTTALL, JASON</b>						
NUTTALL, JASON	04/25/2024	10277	2024 BOOT REIMBURSEMENT	01-210-510490	SAFETY EXPENSE	150.00
<b>Vendor 3360 - NUTTALL, JASON Total:</b>						<b>150.00</b>
<b>Vendor: 3375 - OCCUPATIONAL HEALTH CENTERS</b>						
OCCUPATIONAL HEALTH CEN...	04/24/2024	128164	PRE-EMP SCREENING	01-110-510520	PROFESSIONAL CONSULTING ..	40.00
<b>Vendor 3375 - OCCUPATIONAL HEALTH CENTERS Total:</b>						<b>40.00</b>
<b>Vendor: 3401 - OWEN EQUIPMENT COMPANY</b>						
OWEN EQUIPMENT COMPA...	04/17/2024	128133	High Pressure Gauge	01-220-520240	TOOLS & SUPPLIES - WTR R&R	37.93
<b>Vendor 3401 - OWEN EQUIPMENT COMPANY Total:</b>						<b>37.93</b>
<b>Vendor: 3403 - PACE ANALYTICAL SERVICES, LLC</b>						
PACE ANALYTICAL SERVICES, ...	04/02/2024	128079	UCMR5 SAMPLING	01-231-530270	WATER TESTING FEES	557.00
<b>Vendor 3403 - PACE ANALYTICAL SERVICES, LLC Total:</b>						<b>557.00</b>
<b>Vendor: 3523 - PREMIER TRUCK GROUP</b>						
PREMIER TRUCK GROUP	04/02/2024	128080	NEW DUMP TRUCKS TO REP...	01-220-510910	MACHINERY & EQUIPMENT - ...	172,990.00
PREMIER TRUCK GROUP	04/02/2024	128080	NEW DUMP TRUCKS TO REP...	01-220-510910	MACHINERY & EQUIPMENT - ...	172,990.00
<b>Vendor 3523 - PREMIER TRUCK GROUP Total:</b>						<b>345,980.00</b>
<b>Vendor: 3630 - RASMUSSEN EQUIPMENT</b>						
RASMUSSEN EQUIPMENT	04/02/2024	128081	Lifting Straps	01-220-520240	TOOLS & SUPPLIES - WTR R&R	160.00
RASMUSSEN EQUIPMENT	04/02/2024	128081	Lifting Hook	01-220-520240	TOOLS & SUPPLIES - WTR R&R	65.70
<b>Vendor 3630 - RASMUSSEN EQUIPMENT Total:</b>						<b>225.70</b>
<b>Vendor: 3657 - READY MADE CONCRETE</b>						
READY MADE CONCRETE	04/11/2024	DFT0001244	Cement for March Water Sys...	01-220-520210	REPAIR SUPPLIES - WTR R&R	892.00
READY MADE CONCRETE	04/11/2024	DFT0001244	Cement for March Water Sys...	01-220-520210	REPAIR SUPPLIES - WTR R&R	3,352.00
<b>Vendor 3657 - READY MADE CONCRETE Total:</b>						<b>4,244.00</b>

Meter Inventory

2 New Dump Trucks

**Paid Check Report**

**Payment Dates: 4/1/2024 - 4/30/2024**

Vendor Name	Payment Date	Payment Number	Description (Item)	Account Number	Account Name	Amount
<b>Vendor: 3743 - ROCKY MOUNTAIN AIR SOLUTIONS</b>						
ROCKY MOUNTAIN AIR SOLU...	04/17/2024	128134	Rocky Mtn Air Solutions	01-230-520240	TOOLS & SUPPLIES - WTR MA...	154.82
						<b>Vendor 3743 - ROCKY MOUNTAIN AIR SOLUTIONS Total:</b>
<b>Vendor: 3803 - RUSH TRUCK CENTERS OF UTAH INC</b>						
RUSH TRUCK CENTERS OF U...	04/24/2024	128165	Unit #29- Hubcaps	01-260-520210	REPAIR SUPPLIES - BLD/FLT ...	39.48
						<b>Vendor 3803 - RUSH TRUCK CENTERS OF UTAH INC Total:</b>
<b>Vendor: 5269 - SAFETY-KLEEN SYSTEMS, INC</b>						
SAFETY-KLEEN SYSTEMS, INC	04/02/2024	128089	Mixed Oil Recycling	01-260-510230	VEHICLE FUEL - BLD/FLT MAI...	900.96
						<b>Vendor 5269 - SAFETY-KLEEN SYSTEMS, INC Total:</b>
<b>Vendor: 3850 - SALT LAKE CEMENT CUTTING</b>						
SALT LAKE CEMENT CUTTING	04/24/2024	DFT0001266	Cement Cutting for March W...	01-220-520210	REPAIR SUPPLIES - WTR R&R	200.00
SALT LAKE CEMENT CUTTING	04/24/2024	DFT0001266	Cement Cutting for March W...	01-220-520210	REPAIR SUPPLIES - WTR R&R	200.00
SALT LAKE CEMENT CUTTING	04/24/2024	DFT0001266	Cement Cutting for March W...	01-220-520210	REPAIR SUPPLIES - WTR R&R	200.00
SALT LAKE CEMENT CUTTING	04/24/2024	DFT0001266	Cement Cutting for March W...	01-220-520210	REPAIR SUPPLIES - WTR R&R	200.00
SALT LAKE CEMENT CUTTING	04/24/2024	DFT0001266	Cement Cutting for March W...	01-220-520210	REPAIR SUPPLIES - WTR R&R	200.00
SALT LAKE CEMENT CUTTING	04/24/2024	DFT0001266	Cement Cutting for March W...	01-220-520210	REPAIR SUPPLIES - WTR R&R	200.00
SALT LAKE CEMENT CUTTING	04/24/2024	DFT0001266	Cement Cutting for March W...	01-220-520210	REPAIR SUPPLIES - WTR R&R	200.00
SALT LAKE CEMENT CUTTING	04/24/2024	DFT0001266	Cement Cutting for March W...	01-220-520210	REPAIR SUPPLIES - WTR R&R	200.00
SALT LAKE CEMENT CUTTING	04/24/2024	DFT0001266	Cement Cutting for March W...	01-220-520210	REPAIR SUPPLIES - WTR R&R	600.00
SALT LAKE CEMENT CUTTING	04/24/2024	DFT0001266	Cement Cutting for March W...	01-220-520210	REPAIR SUPPLIES - WTR R&R	845.50
						<b>Vendor 3850 - SALT LAKE CEMENT CUTTING Total:</b>
<b>Vendor: 2444 - SALT LAKE VALLEY CHEVROLET</b>						
SALT LAKE VALLEY CHEVROL...	04/17/2024	128123	Unit #11- Cooler Lines	01-260-520240	TOOLS & SUPPLIES - BLD/FLT...	178.99
						<b>Vendor 2444 - SALT LAKE VALLEY CHEVROLET Total:</b>
<b>Vendor: 3890 - SALT LAKE VALLEY LANDFILL</b>						
SALT LAKE VALLEY LANDFILL	04/11/2024	128103	COMMER/INDUS/LANDFIL	01-220-520210	REPAIR SUPPLIES - WTR R&R	863.26
						<b>Vendor 3890 - SALT LAKE VALLEY LANDFILL Total:</b>
<b>Vendor: 5166 - SAMSARA INC.</b>						
SAMSARA INC.	04/24/2024	128170	Vehicle Tracking Software	01-360-510440	COMPUTER SUPPLIES/EQUI...	14,545.20
						<b>Vendor 5166 - SAMSARA INC. Total:</b>
<b>Vendor: 4000 - SILVER SPUR CONSTRUCTION</b>						
SILVER SPUR CONSTRUCTION	04/11/2024	128104	Redwood Road Water Constr...	01-340-520920	INFRASTRUCTURE PURCHAS...	115,493.28
SILVER SPUR CONSTRUCTION	04/11/2024	128104	RETENTION/20A&20I - PMT ...	01-000-210110	RETAINAGE	-5,774.66
						<b>Vendor 4000 - SILVER SPUR CONSTRUCTION Total:</b>
<b>Vendor: 5226 - SMITH, KOLTIN</b>						
SMITH, KOLTIN	04/18/2024	10276	MEALS/WEAU ANNUAL CONF..	01-240-510480	TRAINING & EDUCATION - ...	147.00
						<b>Vendor 5226 - SMITH, KOLTIN Total:</b>
<b>Vendor: 4100 - SNAP-ON INDUSTRIAL DIV OF IDSC HOLDINGS LLC</b>						
SNAP-ON INDUSTRIAL DIV OF...	04/17/2024	128135	PRO LINK EDGE UPDATE-INT...	01-260-520240	TOOLS & SUPPLIES - BLD/FLT...	1,323.97
SNAP-ON INDUSTRIAL DIV OF...	04/17/2024	128135	PRO LINK EDGE UPDATE-LMT...	01-260-520240	TOOLS & SUPPLIES - BLD/FLT...	1,155.26



**Paid Check Report**

Payment Dates: 4/1/2024 - 4/30/2024

Vendor Name	Payment Date	Payment Number	Description (Item)	Account Number	Account Name	Amount
SNAP-ON INDUSTRIAL DIV OF...	04/17/2024	128135	PRO LINK EDGE UPDATE-CU...	01-260-520240	TOOLS & SUPPLIES - BLD/FLT...	983.55
<b>Vendor 4100 - SNAP-ON INDUSTRIAL DIV OF IDSC HOLDINGS LLC Total:</b>						<b>3,462.78</b>
<b>Vendor: 5278 - SOUTHERN TIRE MART LLC</b>						
SOUTHERN TIRE MART LLC	04/02/2024	128090	#21-NEW FRONT TIRES.	01-260-520210	REPAIR SUPPLIES - BLD/FLT ...	619.28
SOUTHERN TIRE MART LLC	04/17/2024	128144	Unit #47 - (4) New Tires	01-260-520210	REPAIR SUPPLIES - BLD/FLT ...	611.48
SOUTHERN TIRE MART LLC	04/24/2024	128172	Unit #200- 2 tires	01-260-520210	REPAIR SUPPLIES - BLD/FLT ...	530.00
<b>Vendor 5278 - SOUTHERN TIRE MART LLC Total:</b>						<b>1,760.76</b>
<b>Vendor: 4225 - STATE FIRE DC SPECIALTIES LLC</b>						
STATE FIRE DC SPECIALTIES L...	04/02/2024	128082	ANNUAL FIRE ALARM INSPEC...	01-360-510220	BUILDINGS & GROUNDS - SYS...	895.00
<b>Vendor 4225 - STATE FIRE DC SPECIALTIES LLC Total:</b>						<b>895.00</b>
<b>Vendor: 4238 - STEP SAVER INC</b>						
STEP SAVER INC	04/17/2024	128136	WELL #17/SALT	01-350-530260	WATER TREATMENT CHEMI...	1,243.40
<b>Vendor 4238 - STEP SAVER INC Total:</b>						<b>1,243.40</b>
<b>Vendor: 4248 - STREAMLINE</b>						
STREAMLINE	04/11/2024	128105	APR 2024 WEBSITE HOSTING	01-360-510440	COMPUTER SUPPLIES/EQUI...	1,080.00
<b>Vendor 4248 - STREAMLINE Total:</b>						<b>1,080.00</b>
<b>Vendor: 4350 - THE DATA CENTER</b>						
THE DATA CENTER	04/11/2024	128106	Printing and Mailing monthly...	01-130-510420	POSTAGE & MAILING	2,806.19
THE DATA CENTER	04/11/2024	128106	Printing and Mailing monthly...	01-130-510420	POSTAGE & MAILING	9,911.35
<b>Vendor 4350 - THE DATA CENTER Total:</b>						<b>12,717.54</b>
<b>Vendor: 5331 - THERMO-FLUIDS, INC.</b>						
THERMO-FLUIDS, INC.	04/17/2024	128146	Thermo Fluids - Bennie Dome...	01-350-520210	REPAIR SUPPLIES - OPERATOR	268.00
<b>Vendor 5331 - THERMO-FLUIDS, INC. Total:</b>						<b>268.00</b>
<b>Vendor: 4405 - THOMAS PETROLEUM</b>						
THOMAS PETROLEUM	04/02/2024	128083	FUEL-DIESEL-2,000 GALLONS...	01-260-510230	VEHICLE FUEL - BLD/FLT MAI...	6,159.06
THOMAS PETROLEUM	04/17/2024	128137	FUEL-DIESEL FOR YARD AND ...	01-260-510230	VEHICLE FUEL - BLD/FLT MAI...	4,244.62
<b>Vendor 4405 - THOMAS PETROLEUM Total:</b>						<b>10,403.68</b>
<b>Vendor: 4454 - TRAFFIC SAFETY RENTALS</b>						
TRAFFIC SAFETY RENTALS	04/11/2024	128107	DECKER/TRAFFIC SIGN RENT...	01-350-520210	REPAIR SUPPLIES - OPERATOR	52.25
<b>Vendor 4454 - TRAFFIC SAFETY RENTALS Total:</b>						<b>52.25</b>
<b>Vendor: 5213 - TRUCKPRO HOLDING COMPANY</b>						
TRUCKPRO HOLDING COMP...	04/24/2024	128171	Unit #29 - Front wheel beari...	01-260-520210	REPAIR SUPPLIES - BLD/FLT ...	596.34
<b>Vendor 5213 - TRUCKPRO HOLDING COMPANY Total:</b>						<b>596.34</b>
<b>Vendor: 4479 - TYLER TECHNOLOGIES</b>						
TYLER TECHNOLOGIES	04/11/2024	128108	2024 1ST QTR UTIL BILL NOTI...	01-360-510470	TELEPHONE	160.60
<b>Vendor 4479 - TYLER TECHNOLOGIES Total:</b>						<b>160.60</b>
<b>Vendor: 4520 - UNITED RENTALS (NORTH AMERICA), INC.</b>						
UNITED RENTALS (NORTH A...	04/17/2024	128138	United Rental Fin Form	01-220-520240	TOOLS & SUPPLIES - WTR R&R	1,200.00
<b>Vendor 4520 - UNITED RENTALS (NORTH AMERICA), INC. Total:</b>						<b>1,200.00</b>

Paid Check Report

Payment Dates: 4/1/2024 - 4/30/2024

Vendor Name	Payment Date	Payment Number	Description (Item)	Account Number	Account Name	Amount
<b>Vendor: 4545 - UNUM LIFE INSURANCE CO OF AMER</b>						
UNUM LIFE INSURANCE CO ...	04/24/2024	128166	JAN-MAR 2024 EMPLOYER LI...	01-110-500170	LIFE/LTD/LTC INSURANCE - ...	-0.74
UNUM LIFE INSURANCE CO ...	04/24/2024	128166	JAN-MAR 2024 EMPLOYER LI...	01-110-500170	LIFE/LTD/LTC INSURANCE - ...	3.37
UNUM LIFE INSURANCE CO ...	04/24/2024	128166	JAN-MAR 2024 EMPLOYER LI...	01-120-500170	LIFE/LTD/LTC INSURANCE - HR	1.31
UNUM LIFE INSURANCE CO ...	04/24/2024	128166	JAN-MAR 2024 EMPLOYER LI...	01-130-500170	LIFE/LTD/LTC INSURANCE - C...	-12.58
UNUM LIFE INSURANCE CO ...	04/24/2024	128166	JAN-MAR 2024 EMPLOYER LI...	01-140-500170	LIFE/LTD/LTC INSURANCE - ...	2.29
UNUM LIFE INSURANCE CO ...	04/24/2024	128166	JAN-MAR 2024 EMPLOYER LI...	01-220-500170	LIFE/LTD/LTC INSURANCE - ...	-28.56
UNUM LIFE INSURANCE CO ...	04/24/2024	128166	JAN-MAR 2024 EMPLOYER LI...	01-230-500170	LIFE/LTD/LTC INSURANCE - ...	3.96
UNUM LIFE INSURANCE CO ...	04/24/2024	128166	JAN-MAR 2024 EMPLOYER LI...	01-231-500170	LIFE/LTD/LTC INSURANCE - ...	1.13
UNUM LIFE INSURANCE CO ...	04/24/2024	128166	JAN-MAR 2024 EMPLOYER LI...	01-240-500170	LIFE/LTD/LTC INSURANCE - ...	-8.99
UNUM LIFE INSURANCE CO ...	04/24/2024	128166	JAN-MAR 2024 EMPLOYER LI...	01-260-500170	LIFE/LTD/LTC INSURANCE - B...	2.32
UNUM LIFE INSURANCE CO ...	04/24/2024	128166	JAN-MAR 2024 EMPLOYER LI...	01-320-500170	LIFE/LTD/LTC INSURANCE - S...	1.00
UNUM LIFE INSURANCE CO ...	04/24/2024	128166	JAN-MAR 2024 EMPLOYER LI...	01-330-500170	LIFE/LTD/LTC INSURANCE - B...	3.51
UNUM LIFE INSURANCE CO ...	04/24/2024	128166	JAN-MAR 2024 EMPLOYER LI...	01-340-500170	LIFE/LTD/LTC INSURANCE - E...	3.90
UNUM LIFE INSURANCE CO ...	04/24/2024	128166	JAN-MAR 2024 EMPLOYER LI...	01-350-500170	LIFE/LTD/LTC INSURANCE - O...	5.74
UNUM LIFE INSURANCE CO ...	04/24/2024	128166	JAN-MAR 2024 EMPLOYER LI...	01-360-500170	LIFE/LTD/LTC INSURANCE - S...	2.98
UNUM LIFE INSURANCE CO ...	04/24/2024	128166	LIFE INSURANCE	01-000-220620	VOLUNTARY LIFE PAYABLE	1,779.44
UNUM LIFE INSURANCE CO ...	04/24/2024	128166	UNUM SHORT TERM DISABIL...	01-000-220500	HEALTH INSURANCE PAYABLE	243.71
UNUM LIFE INSURANCE CO ...	04/24/2024	128166	VOL LIFE INSURANCE	01-000-220620	VOLUNTARY LIFE PAYABLE	462.25
UNUM LIFE INSURANCE CO ...	04/24/2024	128166	LIFE INSURANCE	01-000-220620	VOLUNTARY LIFE PAYABLE	1,803.49
UNUM LIFE INSURANCE CO ...	04/24/2024	128166	UNUM SHORT TERM DISABIL...	01-000-220500	HEALTH INSURANCE PAYABLE	252.20
UNUM LIFE INSURANCE CO ...	04/24/2024	128166	VOL LIFE INSURANCE	01-000-220620	VOLUNTARY LIFE PAYABLE	474.04
UNUM LIFE INSURANCE CO ...	04/24/2024	128166	LIFE INSURANCE	01-000-220620	VOLUNTARY LIFE PAYABLE	1,803.49
UNUM LIFE INSURANCE CO ...	04/24/2024	128166	UNUM SHORT TERM DISABIL...	01-000-220500	HEALTH INSURANCE PAYABLE	252.20
UNUM LIFE INSURANCE CO ...	04/24/2024	128166	VOL LIFE INSURANCE	01-000-220620	VOLUNTARY LIFE PAYABLE	474.04
UNUM LIFE INSURANCE CO ...	04/24/2024	128166	LIFE INSURANCE	01-000-220620	VOLUNTARY LIFE PAYABLE	1,798.32
UNUM LIFE INSURANCE CO ...	04/24/2024	128166	UNUM SHORT TERM DISABIL...	01-000-220620	VOLUNTARY LIFE PAYABLE	262.40
UNUM LIFE INSURANCE CO ...	04/24/2024	128166	VOL LIFE INSURANCE	01-000-220620	VOLUNTARY LIFE PAYABLE	507.84
UNUM LIFE INSURANCE CO ...	04/24/2024	128166	LIFE INSURANCE	01-000-220620	VOLUNTARY LIFE PAYABLE	1,822.07
UNUM LIFE INSURANCE CO ...	04/24/2024	128166	UNUM SHORT TERM DISABIL...	01-000-220620	VOLUNTARY LIFE PAYABLE	281.21
UNUM LIFE INSURANCE CO ...	04/24/2024	128166	VOL LIFE INSURANCE	01-000-220620	VOLUNTARY LIFE PAYABLE	511.25
UNUM LIFE INSURANCE CO ...	04/24/2024	128166	LIFE INSURANCE	01-000-220620	VOLUNTARY LIFE PAYABLE	1,822.07
UNUM LIFE INSURANCE CO ...	04/24/2024	128166	UNUM SHORT TERM DISABIL...	01-000-220620	VOLUNTARY LIFE PAYABLE	281.21
UNUM LIFE INSURANCE CO ...	04/24/2024	128166	VOL LIFE INSURANCE	01-000-220620	VOLUNTARY LIFE PAYABLE	511.25
UNUM LIFE INSURANCE CO ...	04/24/2024	128166	JAN-MAR 2024 VOL LIFE ADJ-...	01-000-220620	VOLUNTARY LIFE PAYABLE	4.99
UNUM LIFE INSURANCE CO ...	04/24/2024	128166	JAN-MAR 2024 VOL LIFE ADJ-...	01-000-220620	VOLUNTARY LIFE PAYABLE	0.15
UNUM LIFE INSURANCE CO ...	04/24/2024	128166	JAN-MAR 2024 VOL LIFE ADJ-...	01-000-220620	VOLUNTARY LIFE PAYABLE	0.55
UNUM LIFE INSURANCE CO ...	04/24/2024	128166	JAN-MAR 2024 VOL LIFE ADJ-...	01-000-220620	VOLUNTARY LIFE PAYABLE	2.09
UNUM LIFE INSURANCE CO ...	04/24/2024	128166	JAN-MAR 2024 VOL LIFE ADJ-...	01-000-220620	VOLUNTARY LIFE PAYABLE	1.03
UNUM LIFE INSURANCE CO ...	04/24/2024	128166	JAN-MAR 2024 VOL LIFE ADJ-...	01-000-220620	VOLUNTARY LIFE PAYABLE	0.03
UNUM LIFE INSURANCE CO ...	04/24/2024	128166	JAN-MAR 2024 VOL LIFE ADJ-...	01-000-220620	VOLUNTARY LIFE PAYABLE	3.25
UNUM LIFE INSURANCE CO ...	04/24/2024	128166	JAN-MAR 2024 VOL LIFE ADJ-...	01-000-220620	VOLUNTARY LIFE PAYABLE	0.03
UNUM LIFE INSURANCE CO ...	04/24/2024	128166	JAN-MAR 2024 VOL LIFE ADJ-...	01-000-220620	VOLUNTARY LIFE PAYABLE	0.84
UNUM LIFE INSURANCE CO ...	04/24/2024	128166	JAN-MAR 2024 VOL LIFE ADJ-...	01-000-220620	VOLUNTARY LIFE PAYABLE	0.06

**Paid Check Report**

**Payment Dates: 4/1/2024 - 4/30/2024**

Vendor Name	Payment Date	Payment Number	Description (Item)	Account Number	Account Name	Amount
UNUM LIFE INSURANCE CO ...	04/24/2024	128166	JAN-MAR 2024 VOL LIFE ADJ-...	01-000-220620	VOLUNTARY LIFE PAYABLE	0.03
UNUM LIFE INSURANCE CO ...	04/24/2024	128166	JAN-MAR 2024 VOL LIFE ADJ-...	01-000-220620	VOLUNTARY LIFE PAYABLE	26.86
UNUM LIFE INSURANCE CO ...	04/24/2024	128166	JAN-MAR 2024 VOL LIFE ADJ-...	01-000-220620	VOLUNTARY LIFE PAYABLE	12.67
UNUM LIFE INSURANCE CO ...	04/24/2024	128166	JAN-MAR 2024 VOL LIFE ADJ-...	01-000-220620	VOLUNTARY LIFE PAYABLE	-12.75
UNUM LIFE INSURANCE CO ...	04/24/2024	128166	JAN-MAR 2024 VOL LIFE ADJ-...	01-000-220620	VOLUNTARY LIFE PAYABLE	-11.33
UNUM LIFE INSURANCE CO ...	04/24/2024	128166	JAN-MAR 2024 VOL LIFE ADJ-...	01-000-220620	VOLUNTARY LIFE PAYABLE	-5.20
UNUM LIFE INSURANCE CO ...	04/24/2024	128166	JAN-MAR 2024 VOL LIFE ADJ-...	01-000-220620	VOLUNTARY LIFE PAYABLE	0.03
UNUM LIFE INSURANCE CO ...	04/24/2024	128166	JAN-MAR 2024 VOL LIFE ADJ-...	01-000-220620	VOLUNTARY LIFE PAYABLE	0.13
UNUM LIFE INSURANCE CO ...	04/24/2024	128166	JAN-MAR 2024 VOL LIFE ADJ...	01-110-500170	LIFE/LTD/LTC INSURANCE - ...	-2.63
UNUM LIFE INSURANCE CO ...	04/24/2024	128166	JAN-MAR 2024 VOL LIFE ADJ-...	01-130-500170	LIFE/LTD/LTC INSURANCE - C...	-5.80
UNUM LIFE INSURANCE CO ...	04/24/2024	128166	JAN-MAR 2024 VOL LIFE ADJ-...	01-350-500170	LIFE/LTD/LTC INSURANCE - O...	2.16
UNUM LIFE INSURANCE CO ...	04/24/2024	128166	JAN-MAR 2024 SHORT TERM...	01-000-220620	VOLUNTARY LIFE PAYABLE	0.51
UNUM LIFE INSURANCE CO ...	04/24/2024	128166	JAN-MAR 2024 SHORT TERM...	01-000-220620	VOLUNTARY LIFE PAYABLE	0.15
UNUM LIFE INSURANCE CO ...	04/24/2024	128166	JAN-MAR 2024 SHORT TERM...	01-000-220620	VOLUNTARY LIFE PAYABLE	0.92
UNUM LIFE INSURANCE CO ...	04/24/2024	128166	JAN-MAR 2024 SHORT TERM...	01-000-220620	VOLUNTARY LIFE PAYABLE	0.71
UNUM LIFE INSURANCE CO ...	04/24/2024	128166	JAN-MAR 2024 SHORT TERM...	01-000-220620	VOLUNTARY LIFE PAYABLE	0.45
UNUM LIFE INSURANCE CO ...	04/24/2024	128166	JAN-MAR 2024 SHORT TERM...	01-000-220620	VOLUNTARY LIFE PAYABLE	0.46
UNUM LIFE INSURANCE CO ...	04/24/2024	128166	JAN-MAR 2024 SHORT TERM...	01-000-220620	VOLUNTARY LIFE PAYABLE	0.46
UNUM LIFE INSURANCE CO ...	04/24/2024	128166	JAN-MAR 2024 SHORT TERM...	01-000-220620	VOLUNTARY LIFE PAYABLE	0.49
UNUM LIFE INSURANCE CO ...	04/24/2024	128166	JAN-MAR 2024 SHORT TERM...	01-000-220620	VOLUNTARY LIFE PAYABLE	0.88
UNUM LIFE INSURANCE CO ...	04/24/2024	128166	JAN-MAR 2024 SHORT TERM...	01-000-220620	VOLUNTARY LIFE PAYABLE	0.68
UNUM LIFE INSURANCE CO ...	04/24/2024	128166	JAN-MAR 2024 SHORT TERM...	01-000-220620	VOLUNTARY LIFE PAYABLE	0.36
UNUM LIFE INSURANCE CO ...	04/24/2024	128166	JAN-MAR 2024 SHORT TERM...	01-000-220620	VOLUNTARY LIFE PAYABLE	0.37
UNUM LIFE INSURANCE CO ...	04/24/2024	128166	JAN-MAR 2024 SHORT TERM...	01-000-220620	VOLUNTARY LIFE PAYABLE	0.40
UNUM LIFE INSURANCE CO ...	04/24/2024	128166	JAN-MAR 2024 SHORT TERM...	01-000-220620	VOLUNTARY LIFE PAYABLE	0.40
UNUM LIFE INSURANCE CO ...	04/24/2024	128166	JAN-MAR 2024 SHORT TERM...	01-000-220620	VOLUNTARY LIFE PAYABLE	0.41
UNUM LIFE INSURANCE CO ...	04/24/2024	128166	JAN-MAR 2024 SHORT TERM...	01-000-220620	VOLUNTARY LIFE PAYABLE	-10.92
UNUM LIFE INSURANCE CO ...	04/24/2024	128166	JAN-MAR 2024 SHORT TERM...	01-000-220620	VOLUNTARY LIFE PAYABLE	0.36
UNUM LIFE INSURANCE CO ...	04/24/2024	128166	JAN-MAR 2024 SHORT TERM...	01-000-220620	VOLUNTARY LIFE PAYABLE	0.31
UNUM LIFE INSURANCE CO ...	04/24/2024	128166	JAN-MAR 2024 SHORT TERM...	01-110-500170	LIFE/LTD/LTC INSURANCE - ...	-0.07
<b>Vendor 4545 - UNUM LIFE INSURANCE CO OF AMER Total:</b>						<b>15,337.64</b>
<b>Vendor: 0001 - US TREASURY</b>						
US TREASURY	04/11/2024	DFT0001240	MEDICARE WITHHOLDING	01-000-230100	FEDERAL W/H & MEDICARE ...	6,873.22
US TREASURY	04/11/2024	DFT0001241	FEDERAL WITHHOLDING	01-000-230100	FEDERAL W/H & MEDICARE ...	17,964.65
US TREASURY	04/25/2024	DFT0001262	MEDICARE WITHHOLDING	01-000-230100	FEDERAL W/H & MEDICARE ...	6,587.90
US TREASURY	04/25/2024	DFT0001263	FEDERAL WITHHOLDING	01-000-230100	FEDERAL W/H & MEDICARE ...	17,896.91
US TREASURY	04/25/2024	DFT0001273	MEDICARE WITHHOLDING	01-000-230100	FEDERAL W/H & MEDICARE ...	370.10
US TREASURY	04/25/2024	DFT0001274	FEDERAL WITHHOLDING	01-000-230100	FEDERAL W/H & MEDICARE ...	2,132.08
<b>Vendor 0001 - US TREASURY Total:</b>						<b>51,824.86</b>
<b>Vendor: 4640 - UTAH RETIREMENT SYSTEMS</b>						
UTAH RETIREMENT SYSTEMS	04/02/2024	128084	EMP #11/FUTURE CREDIT PU...	01-000-220300	OPEB PAYABLE	106,549.60
UTAH RETIREMENT SYSTEMS	04/17/2024	128139	EMP #4/FUTURE CREDIT PUR...	01-000-220300	OPEB PAYABLE	87,162.40
UTAH RETIREMENT SYSTEMS	04/11/2024	DFT0001222	TIER 2 DEFINED CONTRIBUTI...	01-000-220400	RETIREMENT CONTRIB PAYA...	1,516.75

**Paid Check Report**

**Payment Dates: 4/1/2024 - 4/30/2024**

Vendor Name	Payment Date	Payment Number	Description (Item)	Account Number	Account Name	Amount
UTAH RETIREMENT SYSTEMS	04/11/2024	DFT0001223	TIER 2 HYBRID CONTRIBUTI...	01-000-220400	RETIREMENT CONTRIB PAYA...	16,157.17
UTAH RETIREMENT SYSTEMS	04/11/2024	DFT0001224	457 CONTRIBUTION %	01-000-220400	RETIREMENT CONTRIB PAYA...	175.60
UTAH RETIREMENT SYSTEMS	04/11/2024	DFT0001225	457 CONTRIB - BOARD	01-000-220400	RETIREMENT CONTRIB PAYA...	51.67
UTAH RETIREMENT SYSTEMS	04/11/2024	DFT0001226	457 CONTRIB - TIER 2	01-000-220400	RETIREMENT CONTRIB PAYA...	51.67
UTAH RETIREMENT SYSTEMS	04/11/2024	DFT0001228	401(K) \$ TIER 2 EMP CONTRIB	01-000-220400	RETIREMENT CONTRIB PAYA...	40.00
UTAH RETIREMENT SYSTEMS	04/11/2024	DFT0001229	401(K) CONTRIB - BOARD	01-000-220400	RETIREMENT CONTRIB PAYA...	51.67
UTAH RETIREMENT SYSTEMS	04/11/2024	DFT0001231	TIER 2 DC 401K	01-000-220400	RETIREMENT CONTRIB PAYA...	2,494.70
UTAH RETIREMENT SYSTEMS	04/11/2024	DFT0001233	TIER 2 HYBRID 401K	01-000-220400	RETIREMENT CONTRIB PAYA...	181.68
UTAH RETIREMENT SYSTEMS	04/11/2024	DFT0001236	TIER 2 ROTH IRA CONTRIB A...	01-000-220400	RETIREMENT CONTRIB PAYA...	540.00
UTAH RETIREMENT SYSTEMS	04/11/2024	DFT0001237	ROTH IRA CONTRIBUTION A...	01-000-220400	RETIREMENT CONTRIB PAYA...	430.00
UTAH RETIREMENT SYSTEMS	04/11/2024	DFT0001238	TIER 2 - 457 CONTRIB	01-000-220400	RETIREMENT CONTRIB PAYA...	5.00
UTAH RETIREMENT SYSTEMS	04/11/2024	DFT0001239	UT STATE RET CONTRIBUTION	01-000-220400	RETIREMENT CONTRIB PAYA...	20,365.61
UTAH RETIREMENT SYSTEMS	04/25/2024	DFT0001247	TIER 2 DEFINED CONTRIBUTI...	01-000-220400	RETIREMENT CONTRIB PAYA...	1,449.43
UTAH RETIREMENT SYSTEMS	04/25/2024	DFT0001248	TIER 2 HYBRID CONTRIBUTI...	01-000-220400	RETIREMENT CONTRIB PAYA...	15,106.00
UTAH RETIREMENT SYSTEMS	04/25/2024	DFT0001249	457 CONTRIBUTION %	01-000-220400	RETIREMENT CONTRIB PAYA...	171.40
UTAH RETIREMENT SYSTEMS	04/25/2024	DFT0001251	401(K) \$ TIER 2 EMP CONTRIB	01-000-220400	RETIREMENT CONTRIB PAYA...	40.00
UTAH RETIREMENT SYSTEMS	04/25/2024	DFT0001253	TIER 2 DC 401K	01-000-220400	RETIREMENT CONTRIB PAYA...	2,385.94
UTAH RETIREMENT SYSTEMS	04/25/2024	DFT0001255	TIER 2 HYBRID 401K	01-000-220400	RETIREMENT CONTRIB PAYA...	169.85
UTAH RETIREMENT SYSTEMS	04/25/2024	DFT0001258	TIER 2 ROTH IRA CONTRIB A...	01-000-220400	RETIREMENT CONTRIB PAYA...	540.00
UTAH RETIREMENT SYSTEMS	04/25/2024	DFT0001259	ROTH IRA CONTRIBUTION A...	01-000-220400	RETIREMENT CONTRIB PAYA...	430.00
UTAH RETIREMENT SYSTEMS	04/25/2024	DFT0001260	TIER 2 - 457 CONTRIB	01-000-220400	RETIREMENT CONTRIB PAYA...	5.00
UTAH RETIREMENT SYSTEMS	04/25/2024	DFT0001261	UT STATE RET CONTRIBUTION	01-000-220400	RETIREMENT CONTRIB PAYA...	20,228.67
UTAH RETIREMENT SYSTEMS	04/23/2024	DFT0001264	REFUND PR POST RETIREME...	01-105-500110	STATE RETMNT PLAN - BOARD	-1,278.77
UTAH RETIREMENT SYSTEMS	04/25/2024	DFT0001268	TIER 2 HYBRID CONTRIBUTI...	01-000-220400	RETIREMENT CONTRIB PAYA...	257.17
UTAH RETIREMENT SYSTEMS	04/25/2024	DFT0001272	TIER 2 HYBRID 401K	01-000-220400	RETIREMENT CONTRIB PAYA...	2.89
<b>Vendor 4640 - UTAH RETIREMENT SYSTEMS Total:</b>						<b>275,281.10</b>
<b>Vendor: 4650 - UTAH STATE TAX COMMISSION</b>						
UTAH STATE TAX COMMISSI...	04/09/2024	128091	STATE WITHHOLDING	01-000-230200	STATE W/H PAYABLE	9,600.07
UTAH STATE TAX COMMISSI...	04/09/2024	128091	STATE WITHHOLDING	01-000-230200	STATE W/H PAYABLE	9,944.93
<b>Vendor 4650 - UTAH STATE TAX COMMISSION Total:</b>						<b>19,545.00</b>
<b>Vendor: 4657 - UTAH TAP MASTER</b>						
UTAH TAP MASTER	04/24/2024	128168	Tap Masters Line Stops Deck...	01-340-520920	INFRASTRUCTURE PURCHAS...	86,361.00
UTAH TAP MASTER	04/24/2024	128168	Tap Masters Line Stops Deck...	01-340-520920	INFRASTRUCTURE PURCHAS...	2,075.00
<b>Vendor 4657 - UTAH TAP MASTER Total:</b>						<b>88,436.00</b>
<b>Vendor: 4693 - UTOPIA</b>						
UTOPIA	04/17/2024	128140	APR 2024 FIBER OPTICS	01-360-510470	TELEPHONE	1,602.00
<b>Vendor 4693 - UTOPIA Total:</b>						<b>1,602.00</b>
<b>Vendor: 5136 - VANCON INC</b>						
VANCON INC	04/11/2024	128110	20D Kent Booster PS Constru...	01-340-520920	INFRASTRUCTURE PURCHAS...	438,642.40
VANCON INC	04/11/2024	128110	RETENTION/20D - PMT NO 12	01-000-210110	RETAINAGE	-21,932.12
VANCON INC	04/11/2024	128110	20D Kent Booster PS Constru...	01-340-520920	INFRASTRUCTURE PURCHAS...	704,372.55

**Paid Check Report**

Payment Dates: 4/1/2024 - 4/30/2024

Vendor Name	Payment Date	Payment Number	Description (Item)	Account Number	Account Name	Amount
VANCON INC	04/11/2024	128110	RETENTION/20D - PMT NO 13	01-000-210110	RETAINAGE	-35,218.64
<b>Vendor 5136 - VANCON INC Total:</b>						<b>1,085,864.19</b>
<b>Vendor: 4704 - VERIZON WIRELESS</b>						
VERIZON WIRELESS	04/24/2024	DFT0001267	MAR 2024 WIRELESS SERVIC...	01-360-510470	TELEPHONE	1,280.28
<b>Vendor 4704 - VERIZON WIRELESS Total:</b>						<b>1,280.28</b>
<b>Vendor: 4698 - VLCM</b>						
VLCM	04/17/2024	128141	Remote Ethernet Device	01-360-510440	COMPUTER SUPPLIES/EQUI...	850.85
<b>Vendor 4698 - VLCM Total:</b>						<b>850.85</b>
<b>Vendor: 5178 - VOYA RETIREMENT INSURANCE AND ANNUITY COMPANY</b>						
VOYA RETIREMENT INSURAN...	04/11/2024	DFT0001227	401(K) CONTRIBUTIONS	01-000-220400	RETIREMENT CONTRIB PAYA...	28,917.83
VOYA RETIREMENT INSURAN...	04/11/2024	DFT0001230	ROTH 401(K) CONTRIBUTIONS	01-000-220400	RETIREMENT CONTRIB PAYA...	2,669.79
VOYA RETIREMENT INSURAN...	04/11/2024	DFT0001234	401(K) LOAN PAYMENT	01-000-220400	RETIREMENT CONTRIB PAYA...	1,401.06
VOYA RETIREMENT INSURAN...	04/11/2024	DFT0001235	401(K) LOAN PAYMENT	01-000-220400	RETIREMENT CONTRIB PAYA...	437.45
VOYA RETIREMENT INSURAN...	04/25/2024	DFT0001250	401(K) CONTRIBUTIONS	01-000-220400	RETIREMENT CONTRIB PAYA...	28,340.58
VOYA RETIREMENT INSURAN...	04/25/2024	DFT0001252	ROTH 401(K) CONTRIBUTIONS	01-000-220400	RETIREMENT CONTRIB PAYA...	2,375.54
VOYA RETIREMENT INSURAN...	04/25/2024	DFT0001256	401(K) LOAN PAYMENT	01-000-220400	RETIREMENT CONTRIB PAYA...	1,401.06
VOYA RETIREMENT INSURAN...	04/25/2024	DFT0001257	401(K) LOAN PAYMENT	01-000-220400	RETIREMENT CONTRIB PAYA...	553.21
VOYA RETIREMENT INSURAN...	04/25/2024	DFT0001269	401(K) CONTRIBUTIONS	01-000-220400	RETIREMENT CONTRIB PAYA...	1,536.04
VOYA RETIREMENT INSURAN...	04/25/2024	DFT0001270	ROTH 401(K) CONTRIBUTIONS	01-000-220400	RETIREMENT CONTRIB PAYA...	1,024.03
<b>Vendor 5178 - VOYA RETIREMENT INSURANCE AND ANNUITY COMPANY Total:</b>						<b>68,656.59</b>
<b>Vendor: 4880 - WEST VALLEY CITY</b>						
WEST VALLEY CITY	04/17/2024	DFT0001245	MAR 2024 STRMWTR/ST LIG...	01-110-510460	UTILITIES - MGMT	783.00
WEST VALLEY CITY	04/17/2024	DFT0001245	MAR 2024 STRMWTR/ST LIG...	01-230-510460	UTILITIES - WTR	465.00
WEST VALLEY CITY	04/17/2024	DFT0001245	MAR 2024 STRMWTR/ST LIG...	01-240-510460	UTILITIES - WW	200.10
<b>Vendor 4880 - WEST VALLEY CITY Total:</b>						<b>1,448.10</b>
<b>Vendor: 2242 - WEX BANK</b>						
WEX BANK	04/02/2024	128074	FEB 2024 FUEL CHARGE	01-260-510230	VEHICLE FUEL - BLD/FLT MAI...	15.04
<b>Vendor 2242 - WEX BANK Total:</b>						<b>15.04</b>
<b>Vendor: 4910 - WHEELER MACHINERY CO</b>						
WHEELER MACHINERY CO	04/11/2024	128109	Cold Planer Attachments Cat	01-220-510910	MACHINERY & EQUIPMENT - ...	14,814.00
WHEELER MACHINERY CO	04/17/2024	128142	Unit #100- PM Filters	01-260-520210	REPAIR SUPPLIES - BLD/FLT ...	221.05
<b>Vendor 4910 - WHEELER MACHINERY CO Total:</b>						<b>15,035.05</b>
<b>Grand Total:</b>						<b>4,922,668.31</b>

Asphalt Mill attachment for skid steer

# Report Summary

## Fund Summary

Fund	Payment Amount
01 - GENERAL FUND	4,922,668.31
<b>Grand Total:</b>	<b>4,922,668.31</b>

## Account Summary

Account Number	Account Name	Payment Amount
01-000-210110	RETAINAGE	-74,103.63
01-000-210150	AMEX/MC PAYABLE	45,530.40
01-000-220300	OPEB PAYABLE	193,712.00
01-000-220400	RETIREMENT CONTRIB P...	151,504.46
01-000-220500	HEALTH INSURANCE PA...	7,195.84
01-000-220620	VOLUNTARY LIFE PAYAB...	14,615.23
01-000-220900	CAFETERIA PLAN PAYAB...	23,124.17
01-000-230100	FEDERAL W/H & MEDIC...	51,824.86
01-000-230200	STATE W/H PAYABLE	19,545.00
01-000-410500	INSPECTION FEES	150.00
01-000-430990	MISC INCOME	1,750.00
01-105-500110	STATE RETMNT PLAN - ...	-1,278.77
01-105-510480	TRAINING & EDUCATION...	2,500.00
01-110-500130	HEALTH INSURANCE - M...	460.69
01-110-500170	LIFE/LTD/LTC INSURANC...	-0.07
01-110-510430	GENERAL ADMINISTRAT...	766.32
01-110-510460	UTILITIES - MGMT	6,038.70
01-110-510480	TRAINING & EDUCATION...	1,693.29
01-110-510500	LEGAL EXPENSE	3,400.00
01-110-510520	PROFESSIONAL CONSULT..	6,488.94
01-110-510530	PUBLIC RELATIONS/CON...	1,521.04
01-120-500170	LIFE/LTD/LTC INSURANC...	1.31
01-130-500130	HEALTH INSURANCE - C...	-31.81
01-130-500170	LIFE/LTD/LTC INSURANC...	-18.38
01-130-510220	BUILDINGS & GROUNDS -..	3,423.26
01-130-510410	OFFICE SUPPLIES/PRINT...	586.76
01-130-510420	POSTAGE & MAILING	12,717.54
01-140-500130	HEALTH INSURANCE - M...	-0.02
01-140-500170	LIFE/LTD/LTC INSURANC...	2.29
01-140-520210	REPAIR SUPPLIES - METER	45,513.89
01-140-520240	TOOLS & SUPPLIES - ME...	104.09
01-210-510490	SAFETY EXPENSE	942.54
01-220-500130	HEALTH INSURANCE - W...	-131.11
01-220-500170	LIFE/LTD/LTC INSURANC...	-28.56
01-220-510480	TRAINING & EDUCATION...	1,761.20

Payroll Taxes and Employee Benefits \$266,718.38

Account Summary

Account Number	Account Name	Payment Amount	
01-220-510910	MACHINERY & EQUIPM...	362,784.00	
01-220-520210	REPAIR SUPPLIES - WTR ...	24,089.41	
01-220-520240	TOOLS & SUPPLIES - WTR..	3,199.30	
01-230-500130	HEALTH INSURANCE - W...	-0.01	
01-230-500170	LIFE/LTD/LTC INSURANC...	3.96	
01-230-510460	UTILITIES - WTR	2,969.29	
01-230-520240	TOOLS & SUPPLIES - WTR..	793.60	
01-231-500170	LIFE/LTD/LTC INSURANC...	1.13	
01-231-510480	TRAINING & EDUCATION...	2,153.32	Dump Trucks, CCTV Jetter Truck, CCTV Camera System \$818,353.03
01-231-530270	WATER TESTING FEES	4,186.23	
01-240-500130	HEALTH INSURANCE - ...	-131.09	
01-240-500170	LIFE/LTD/LTC INSURANC...	-8.99	
01-240-510460	UTILITIES - WW	2,550.10	
01-240-510480	TRAINING & EDUCATION...	703.76	
01-240-510910	MACHINERY & EQUIPM...	455,569.03	
01-240-520240	TOOLS & SUPPLIES - WW...	1,438.05	
01-260-500130	HEALTH INSURANCE - B...	-0.01	
01-260-500170	LIFE/LTD/LTC INSURANC...	2.32	
01-260-510230	VEHICLE FUEL - BLD/FLT...	11,319.68	
01-260-510235	VEHICLE LEASE	5,601.12	
01-260-510910	MACHINERY & EQUIPM...	8.99	
01-260-520210	REPAIR SUPPLIES - BLD/F...	4,442.15	
01-260-520240	TOOLS & SUPPLIES - BLD...	5,490.54	
01-320-500130	HEALTH INSURANCE - S...	-0.01	
01-320-500170	LIFE/LTD/LTC INSURANC...	1.00	
01-330-500170	LIFE/LTD/LTC INSURANC...	3.51	
01-340-500170	LIFE/LTD/LTC INSURANC...	3.90	
01-340-510520	PROFESSIONAL CONSULT..	1,925.90	
01-340-520920	INFRASTRUCTURE PURC...	1,778,410.42	Infrastructure \$1,704,306.79
01-350-500130	HEALTH INSURANCE - O...	49.64	
01-350-500170	LIFE/LTD/LTC INSURANC...	7.90	
01-350-520210	REPAIR SUPPLIES - OPER...	9,737.65	
01-350-520240	TOOLS & SUPPLIES - OPE...	885.72	
01-350-530250	WATER SUPPLY EXPENSE	345,753.50	Jordan Valley Water
01-350-530260	WATER TREATMENT CH...	1,243.40	
01-360-500170	LIFE/LTD/LTC INSURANC...	2.98	
01-360-510220	BUILDINGS & GROUNDS -..	1,373.16	
01-360-510440	COMPUTER SUPPLIES/E...	50,200.30	
01-360-510470	TELEPHONE	5,861.90	
01-400-580310	FACILITY OPERATION - C...	407,541.26	
01-400-580320	PROJECT BETTERTMENTS-...	286,026.59	
01-400-580340	PRETREATMENT FIELD - ...	26,592.00	

**Account Summary**

Account Number	Account Name	Payment Amount
01-400-580350	LABORATORY - C.V.	28,518.85
01-400-580380	CVW DEBT SERVICE	570,081.39
<b>Grand Total:</b>		<b>4,922,668.31</b>

Central Valley Water \$1,318,760.09

**Project Account Summary**

Project Account Key	Payment Amount
**None**	3,144,257.89
20BCONSTMGMT	57,172.98
20DCONSTMGMT	17,327.07
20DCONSTRUCTION	1,143,014.95
20ECONSTRUCTION	11,000.00
20ICONSTRUCTION	115,493.28
21FCONTRACT	16,617.20
22FCONSTMGMT	7,506.48
23CCONST	10,000.00
23EBLDGCHANGEORDER	338.75
23EBLDGACONSTAMEND	770.00
23EBUILDINGACM	131.80
23EBUILDINGACONST	20,884.63
23EBUILDINGBCONST	45,900.00
23EBUILDINGCCONST	146,689.50
23EOFFICESUPPLIES	332.16
23G Design	37.50
23GCONSTMGMT	851.50
23I Design	59,232.80
23I DESIGN AMENDMENT	445.00
23LDESIGN	7,794.75
23VCONSTR	116,870.07
<b>Grand Total:</b>	<b>4,922,668.31</b>

**% of Total**

Infrastructure	\$ 1,704,306.79	35%
Central Valley Water	\$ 1,318,760.09	27%
Dump Trucks, CCTV Jetter, Camera Sys	\$ 818,353.03	17%
Jordan Valley Water	\$ 345,753.50	7%
Payroll Taxes and Employee Benefits	\$ 266,718.38	5%
Other	\$ 468,776.52	9%





Granger-Hunter Improvement District, UT

# Bank Transaction Report Transaction Detail

Issued Date Range: 04/01/2024 - 04/30/2024

Cleared Date Range: -

Issued Date	Number	Description
<b>Bank Account: 01-000-110100 - CASH - GENERAL CHECKING</b>		
04/11/2024	<a href="#">EFT0000061</a>	Payroll EFT
04/25/2024	<a href="#">EFT0000062</a>	Payroll EFT
04/25/2024	<a href="#">EFT0000063</a>	Payroll EFT

Module	Type	Amount
Payroll	EFT	-193,674.33
Payroll	EFT	-183,849.32
Payroll	<b>Emp #160 Final Payroll Check</b> EFT	<b>-8,835.72</b>
<b>Bank Account 01-000-110100 Total: (3)</b>		<b>-386,359.37</b>
<b>Report Total: (3)</b>		<b>-386,359.37</b>



Granger-Hunter Improvement District, UT

# Bank Transaction Report Transaction Detail

Issued Date Range: 04/01/2024 - 04/30/2024

Cleared Date Range: -

Issued Date	Number	Description	Module	Type	Amount
<b>Bank Account: 01-000-110100 - CASH - GENERAL CHECKING</b>					
04/02/2024	<a href="#">34133</a>	Carlos Roman	Utility Billing	Check	-106.05
04/02/2024	<a href="#">34134</a>	Kaitlin Spargur	Utility Billing	Check	-71.47
04/02/2024	<a href="#">34135</a>	Jessica Ramirez	Utility Billing	Check	-70.10
04/02/2024	<a href="#">34136</a>	Eco Home Developers LLC	Utility Billing	Check	-12.95
04/02/2024	<a href="#">34137</a>	A K Allred	Utility Billing	Check	-100.10
04/02/2024	<a href="#">34138</a>	Yadira Samaniego	Utility Billing	Check	-68.47
04/11/2024	<a href="#">34139</a>	Carlos Montiel	Utility Billing	Check	-350.00
04/11/2024	<a href="#">34140</a>	Raymond Tai	Utility Billing	Check	-63.70
04/11/2024	<a href="#">34141</a>	Lindsay Cook	Utility Billing	Check	-87.39
04/11/2024	<a href="#">34142</a>	Ah4R I Ut LLC	Utility Billing	Check	-150.00
04/11/2024	<a href="#">34143</a>	Zeke Michel	Utility Billing	Check	-9.30
04/11/2024	<a href="#">34144</a>	Jesus Hernandez	Utility Billing	Check	-44.48
04/11/2024	<a href="#">34145</a>	Adam Kaas	Utility Billing	Check	-79.29
04/11/2024	<a href="#">34146</a>	Olympus Cs LLC	Utility Billing	Check	-71.03
04/11/2024	<a href="#">34147</a>	Filberto Diaz	Utility Billing	Check	-164.02
04/11/2024	<a href="#">34148</a>	Isaac Gallegos	Utility Billing	Check	-19.31
04/11/2024	<a href="#">34149</a>	Olympus Cs LLC	Utility Billing	Check	-16.46
04/11/2024	<a href="#">34150</a>	Pascual Luis Alfonso	Utility Billing	Check	-92.56
04/11/2024	<a href="#">34151</a>	Preslava F Stoyanova	Utility Billing	Check	-119.57
04/11/2024	<a href="#">34152</a>	Ulises Espinoza	Utility Billing	Check	-107.12
04/11/2024	<a href="#">34153</a>	Kelsey McGuire	Utility Billing	Check	-69.73
04/11/2024	<a href="#">34154</a>	Jesus Sanchez	Utility Billing	Check	-106.62
04/11/2024	<a href="#">34155</a>	Eileen Farris	Utility Billing	Check	-135.28
04/11/2024	<a href="#">34156</a>	Stacy Trexler	Utility Billing	Check	-101.10
04/17/2024	<a href="#">34157</a>	Hong Cam Tran	Utility Billing	Check	-51.99
04/17/2024	<a href="#">34158</a>	Mandos Property Services LLC	Utility Billing	Check	-52.61
04/17/2024	<a href="#">34159</a>	Tania T King	Utility Billing	Check	-119.45
04/17/2024	<a href="#">34160</a>	Dianne Croney	Utility Billing	Check	-54.40
04/17/2024	<a href="#">34161</a>	Erick Blas	Utility Billing	Check	-39.25
04/17/2024	<a href="#">34162</a>	Theresa Olivas	Utility Billing	Check	-64.22
04/17/2024	<a href="#">34163</a>	Patricio F Mendoza	Utility Billing	Check	-166.43
04/17/2024	<a href="#">34164</a>	Frankie M Madlung	Utility Billing	Check	-61.62
04/17/2024	<a href="#">34165</a>	Yeh Ern Poh	Utility Billing	Check	-125.94
04/17/2024	<a href="#">34166</a>	NATALIE PHILLIPS	Utility Billing	Check	-29.83
04/17/2024	<a href="#">34167</a>	Alma Rubio	Utility Billing	Check	-210.14
04/17/2024	<a href="#">34168</a>	Iouu LLC	Utility Billing	Check	-92.31

**Bank Transaction Report**

**Issued Date Range: -**

**Issued**

<b>Date</b>	<b>Number</b>	<b>Description</b>	<b>Module</b>	<b>Type</b>	<b>Amount</b>
04/17/2024	<a href="#">34169</a>	Fanny Zegarra	Utility Billing	Check	-164.44
04/17/2024	<a href="#">34170</a>	Stanley Furgison	Utility Billing	Check	-22.43
04/24/2024	<a href="#">34171</a>	Michael Hinds	Utility Billing	Check	-26.99
04/24/2024	<a href="#">34172</a>	Warren Young	Utility Billing	Check	-46.58
04/24/2024	<a href="#">34173</a>	Titus Fox Investments LLC	Utility Billing	Check	-22.25
04/24/2024	<a href="#">34174</a>	Stanley L Dodge	Utility Billing	Check	-74.36
04/24/2024	<a href="#">34175</a>	Suzanne Wachter	Utility Billing	Check	-10.39
04/24/2024	<a href="#">34176</a>	Erin Russell	Utility Billing	Check	-210.22
04/24/2024	<a href="#">34177</a>	Gough Homes LLC	Utility Billing	Check	-75.00
04/24/2024	<a href="#">34178</a>	Holt Family Trust	Utility Billing	Check	-144.83
04/24/2024	<a href="#">34179</a>	Narciso D Dasalla Jr.	Utility Billing	Check	-25.35
04/24/2024	<a href="#">34180</a>	James Anderson	Utility Billing	Check	-46.79
04/24/2024	<a href="#">34181</a>	Marshall Bruce	Utility Billing	Check	-556.75
04/24/2024	<a href="#">34182</a>	Scheree E Wilcox	Utility Billing	Check	-125.00
04/24/2024	<a href="#">34183</a>	Katelyn Wright	Utility Billing	Check	-37.52
04/24/2024	<a href="#">34184</a>	Haven Ave LLC	Utility Billing	Check	-44.22
04/24/2024	<a href="#">34185</a>	James B Wintch	Utility Billing	Check	-43.50
04/24/2024	<a href="#">34186</a>	Rafael Ignacio Santos	Utility Billing	Check	-119.58
04/24/2024	<a href="#">34187</a>	Juan's Properties LLC	Utility Billing	Check	-73.29
04/24/2024	<a href="#">34188</a>	Victor De Lucio	Utility Billing	Check	-124.63
04/24/2024	<a href="#">34189</a>	David E Walker	Utility Billing	Check	-133.17
04/24/2024	<a href="#">34190</a>	Suatia Futialo	Utility Billing	Check	-7.89
<b>Bank Account 01-000-110100 Total: (58)</b>					<b>-5,419.47</b>
<b>Report Total: (58)</b>					<b>-5,419.47</b>



# WORKER'S COMPENSATION INSURANCE POLICY APPROVAL



---



# Worker's Compensation Policy Renewal

## Premium Impacted by:

- Number and Severity of Claims
- Lost Time Incidents
- Payroll Amount
- Related Loss Ratio



GRANGER-HUNTER  
IMPROVEMENT DISTRICT

### Executive Safety Accountability Report

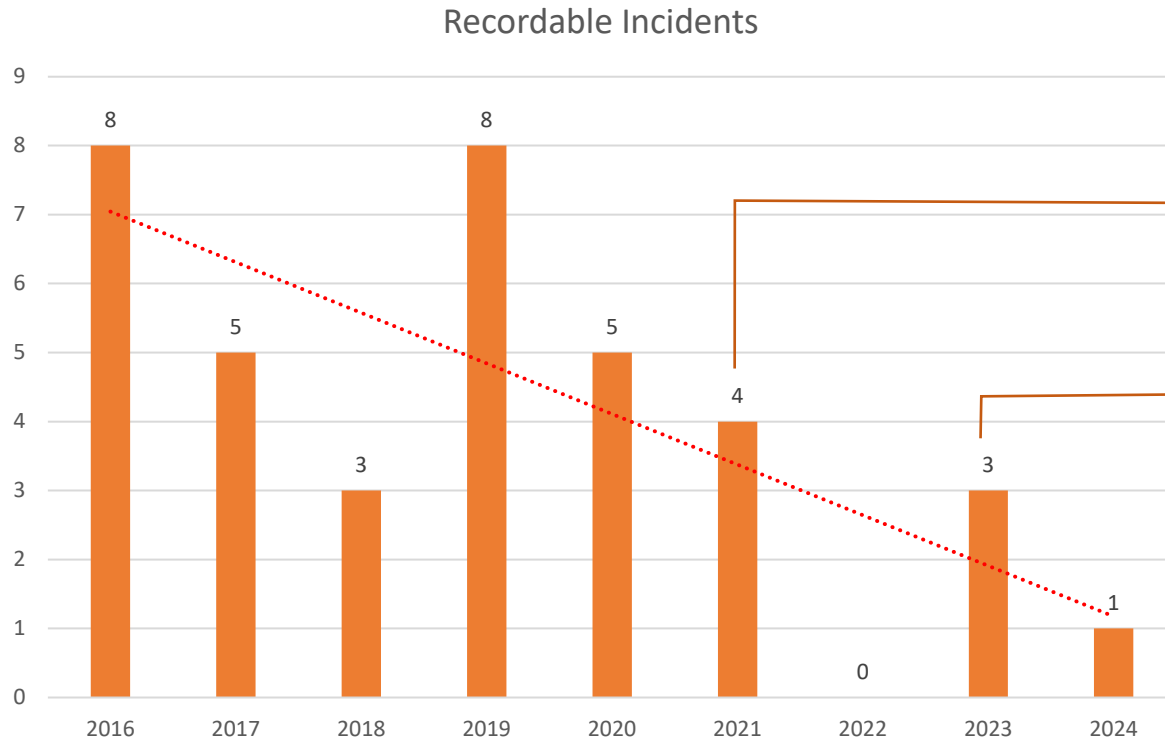
Report Date: **16-May-24**  
 Date Range: 1/1/2024 to 1/31/2024  
 Hours Worked (Annual): 158080

Days Since Last OSHA Recordable Accident	267	
Days Since Last Lost Time Accident:	453	
Days Since Last Liability Claim:	14	
Days Since Last PVI:	9	
EMOD:	1.17	2023
<i>Incident Rates (4.2, 1.7 national)</i>		
OSHA Recordable Rate, Lost Time Rate:	0.0	0.0

OF NOTE THIS MONTH										
PVI: 5/7/2024 Employee struck level indicator on crane truck with dump truck tarp bar.										
First Aid Incident: 5/7/2024 Employee struck in the hand by concrete lacerating his finger when demo'ing manhole section.										
LEADING INDICATORS										
	Management Audits (2/Mo Goal)	Department Safety Audits	Department Safety Meetings	Safety Topics Trained	Safety Committee Meetings	Policies Reviewed / Updated	SAFETY WIN/FAIL Observations (PPE, Process, Speeding, etc.)	Close Calls Reported	EEs on MVR Watch List	EEs > 2 MVR Violations or Accidents
Monthly Goal	2	5	5	5	1	1				2
This Month	0	0	5	1	0	0				
YTD Target	8	20			4	4				
Year	0	0	20	4	1	0				
	0.0%	0.0%	100.0%	100.0%	25.0%	0.0%				
Safety Training Topics:										
TRAILING INDICATORS										
	First Aid Incidents	OSHA Recordable Incidents	Lost Time Incidents	Liability Claims	Property Claims	Auto Accidents	Public Complaints	Regulatory Notices of Violation / Fines		
Last Year Total		3	2	12		3				
This Month						1				
This Quarter										
Year										
Explanation:										
CORRECTIVE ACTIONS										



# Worker's Compensation Policy Renewal



Lost Time Incident: Pinch point / line of fire.

Lost Time Incidents: Slip on ice injury and shoulder strain injury.

# Worker's Compensation Policy Renewal

## Policy Review:

- Estimated Payroll \$6,021,300 (13% Increase)
- NCCI Rates 17% Decrease Overall
- Loss Ratio 141%
- Emod 1.17
- Budgeted Amount: \$40K

## EMOD :

- 12 Month Period \$42,106.00
- 3 Month Extension \$11,996.06
- Total Recommended **\$52,603.48**


## Recommendation:

**Ratification Requested:** Consider ratification of the District's Worker's Compensation Policy Renewal in the amount of \$52,603.48 to Utah Local Governments Trust.





# ADMINISTRATIVE SERVICES UPDATE





# Administrative Services – Placemaking Committee



West Valley City's SpringFest was a success! Even though the event was held inside the Cultural Center due to the rain, it was well attended and GHID gave away lots of promotional items to customers who enrolled in the GHID Water Usage Portal. We also educated visitors of the GHID Hazard Mitigation Plan Public Involvement and Stakeholder Meeting #2 that was held on May 7, as well as how to test the pipes in their home for lead.

*\*Picture - Customer Service Supervisor, Krista Barnes, signing up a District resident for the GHID Water Usage Portal.*

## GRASS SEED

Water Efficient/Drought Tolerant Grass Seed is now available to GHID customers for only \$7 for a 5lb. bag that covers 1,000 square feet. The first pick-up event was Monday, May 20, from 2:30-4:00 pm in the District's south parking lot located at 2888 W 3600 S. WVC. A second pick-up event was this morning, from 9:00 – 11:00 am. Additional pick-up events will be added until distribution of all 500 bags is complete.



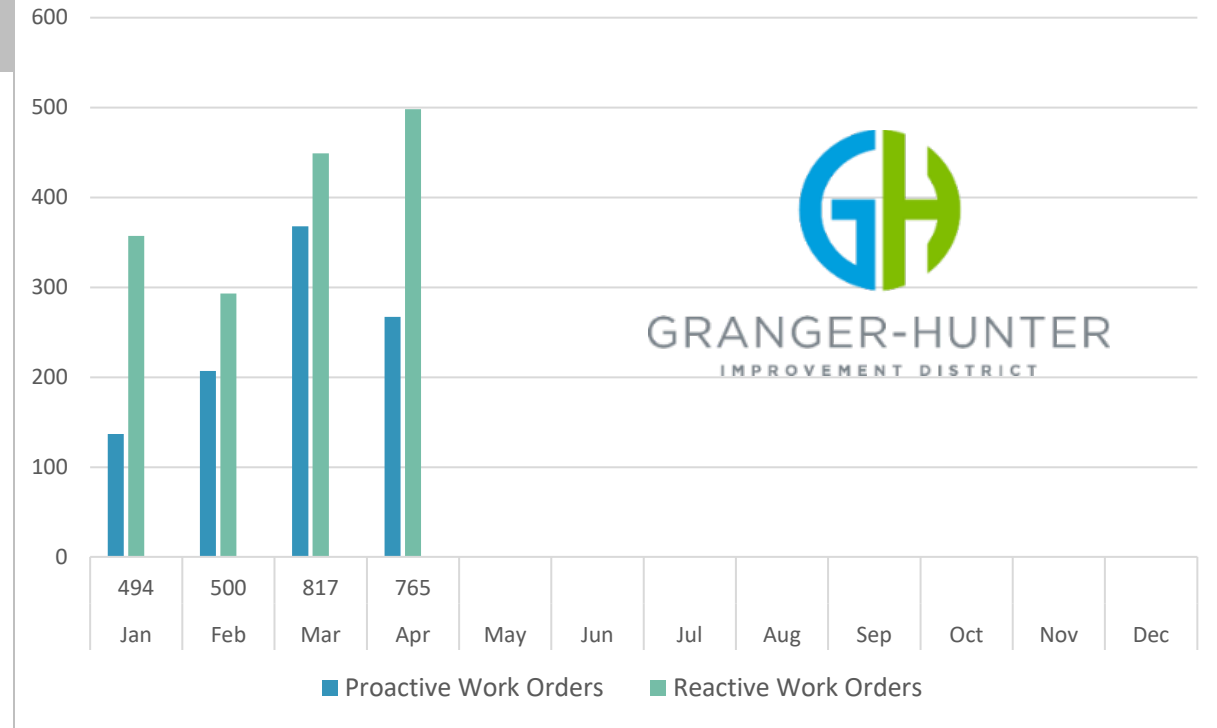
GRANGER-HUNTER  
IMPROVEMENT DISTRICT

# Administrative Services Update

The Meter Division completed 765 work orders in April.

- 267 for proactive work such as large meter inspections, leaving door notices for new customers, changing old meters before they stop and meter testing.
- 498 for reactive work such as responding to customer calls for leak checks, turn-ons and shutdowns. It also includes making repairs that arise from routine meter reading or billing such as stopped meters and broken MXU radios.

## Meter Division Work Orders



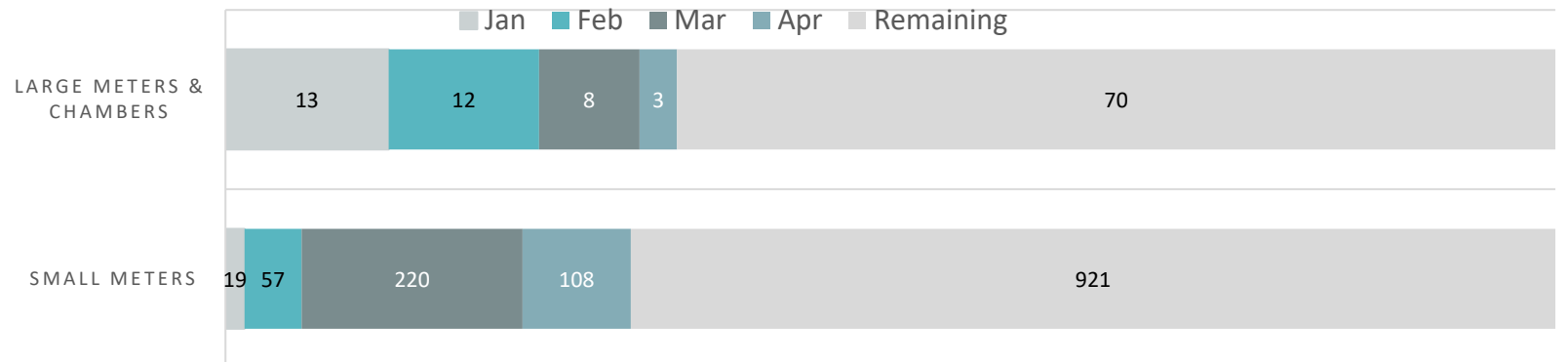
GRANGER-HUNTER  
IMPROVEMENT DISTRICT

## Lien vs. Shut Off Update

In April, 71 customers received a door/in-person notice from a meter technician because their balance was approximately 90 days past due and exceeded \$200.

After more than 6 attempts to collect past due balances using a variety of methods, 16 accounts were certified in April.

## NEW METERS INSTALLED YEAR TO DATE





## GRANGER-HUNTER IMPROVEMENT DISTRICT

GRANGER-HUNTER IMPROVEMENT DISTRICT IS COMMITTED TO IMPROVING QUALITY OF LIFE TODAY, CREATING A BETTER TOMORROW

### REDWOOD ROAD PROJECT

Work has resumed on the Redwood water and sewer line upgrades from 3100 South to 4100 South. The work will take place mostly at night. Work will be completed in the fall of 2024. For more info, please e-mail [grangerhunterprojects@gmail.com](mailto:grangerhunterprojects@gmail.com) or call (800) 278-4282.



### WATER CONSERVATION INFORMATION

The Utah Division of Water Resources posts a weekly lawn watering guide that gives recommendations on irrigation schedules. Visit [conservewater.utah.gov/weekly-lawn-watering-guide](http://conservewater.utah.gov/weekly-lawn-watering-guide) for additional information.

You can view your hourly water consumption on our Water Usage Portal by creating a login at [ghid.gov](http://ghid.gov). This tool can send alerts in the event of a leak and show patterns of landscape over-watering or a running toilet.

### 2024 WATER SUPPLY UPDATE

Due to higher-than-normal snowpack, Utah's reservoirs are 89% full! Utah Lake has met compromise level and is allowing more flow into the Great Salt Lake.

We saw so much positive response to water conservation that our customers are already using below the state-wide average!

Want a digital version of this newsletter instead? Sign up for paperless billing by contacting our office at (801) 968-3551 or [info@ghid.org](mailto:info@ghid.org).

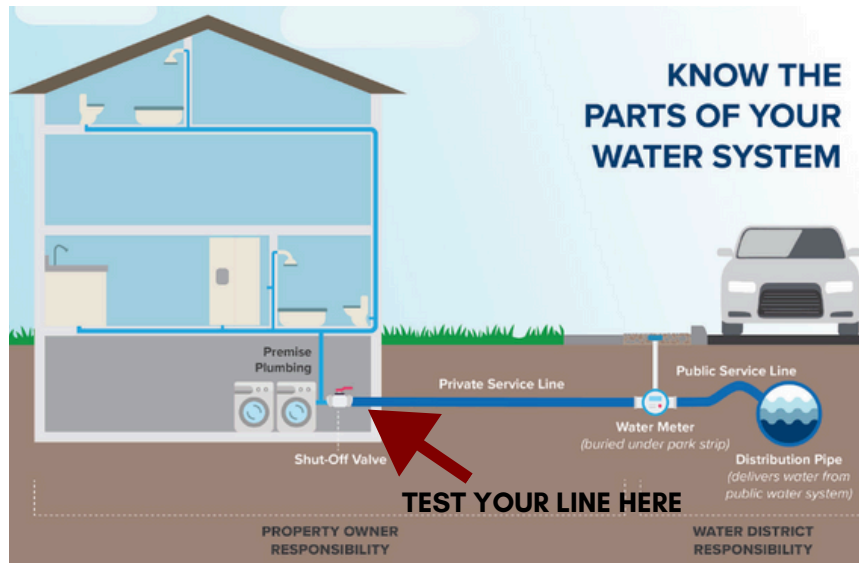
### IS THERE LEAD IN YOUR PLUMBING?

**Did you know there is a higher chance of finding lead pipes in homes built before 1990?**

Granger-Hunter Improvement District (GHID) is asking for your help to maintain the health and safety of our water system. Lead in the pipes, that deliver water from the distribution pipe in the street to your home, can be harmful. GHID is committed to identifying and inventorying all service line material to ensure public safety.

Please complete a simple survey that will tell you how to identify your pipe material using a key or coin and a magnet. Start by scanning the QR code below or visiting [ghid.gov/water-line-inventory](http://ghid.gov/water-line-inventory). Your survey results will be added to the system-wide inventory.

If you need assistance identifying your pipe materials or completing the survey, please call 801-955-2283 to set up an appointment. A GHID staff member can visit your home to assist you.



### CONTACT US

Please contact us at [ghid.gov](http://ghid.gov), [info@ghid.org](mailto:info@ghid.org), or 801.968.3551 for any additional information or to leave us a comment. If you are unable to attend a Board Meeting, leave a comment on our website and it will be provided to GHID's Board of Trustees.





## GRANGER-HUNTER IMPROVEMENT DISTRICT

EL DISTRITO DE MEJORAMIENTO GRANGER-HUNTER SE COMPROMETE A MEJORAR LA CALIDAD DE VIDA HOY, CREANDO UN MAÑANA MEJOR

### PROYECTO REDWOOD ROAD

A continuado los trabajos en las líneas de agua y alcantarillado de Redwood de 3100 South a 4100 South. El trabajo se llevará a



cabo principalmente por la noche. Las obras finalizarán en otoño de 2024. Para obtener más información, envíe un correo electrónico a [grangerhunterprojects@gmail.com](mailto:grangerhunterprojects@gmail.com) o llame al 800-278-4282.

### INFORMACIÓN SOBRE LA CONSERVACIÓN DEL AGUA

La División de Recursos Hídricos de Utah publica una guía semanal de riego de césped que brinda recomendaciones sobre los horarios de riego. Visite [conservewater.utah.gov/weekly-lawn-watering-guide](http://conservewater.utah.gov/weekly-lawn-watering-guide) para obtener información adicional.

Puede ver su consumo de agua por hora en nuestro Portal de uso de agua creando un inicio de sesión en [ghid.gov](http://ghid.gov). Esta herramienta puede enviar alertas en caso de una fuga y mostrar patrones de exceso de riego en el jardín o un inodoro en funcionamiento.

### ACTUALIZACIÓN DEL SUMINISTRO DE AGUA 2024

Debido a la capa de nieve más alta de lo normal, los embalses de Utah están llenos en un 89%. El lago Utah ha alcanzado el nivel de compromiso y está permitiendo un mayor flujo hacia el Gran Lago Salado.

¡Vimos tanta respuesta positiva a la conservación del agua que nuestros clientes ya están usando por debajo del promedio estatal!

¿Y si quieres una versión digital de este boletín? Regístrese para la facturación electrónica comunicándose con nuestra oficina al 801-968-3551 o [info@ghid.org](mailto:info@ghid.org).

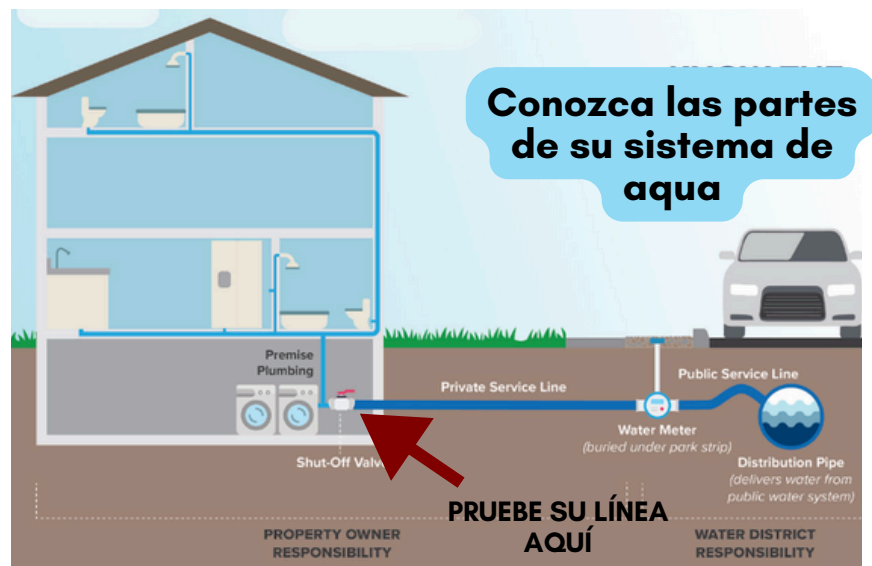
### ¿HAY PLOMO EN SU PLOMERÍA?

¿Sabía que hay una mayor probabilidad de encontrar tuberías de plomo en casas construidas antes de 1990?

El Distrito de Mejoramiento Granger-Hunter (GHID), está pidiendo su ayuda para mantener la salud y la seguridad de nuestro sistema de agua. El plomo en las tuberías, que llevan el agua desde la tubería de distribución en la calle hasta su hogar, puede hacer daño. GHID se compromete a identificar e inventariar todo el material de la línea de servicio para garantizar la seguridad pública.

Complete una encuesta simple que le dirá cómo identificar el material de su tubería usando una llave o moneda y un imán. Comience escaneando el código QR a continuación o visitando [ghid.gov/water-line-inventory](http://ghid.gov/water-line-inventory). Los resultados de la encuesta se agregarán al inventario de todo el sistema.

Si necesita ayuda para identificar los materiales de sus tuberías o completar la encuesta, llame al 801-955-2283 para consultar una cita. Un miembro de GHIDI puede visitar su hogar para ayudarle.




### CONTÁCTENOS

Comuníquese con nosotros al [ghid.gov](http://ghid.gov), [info@ghid.org](mailto:info@ghid.org) o al 801.968.3551 para obtener información adicional o para dejarnos un comentario. Si no puede asistir a una reunión de la Junta, deje un comentario en nuestro sitio web y se le proporcionará a la Junta Directiva del Distrito.





# WATER MAINTENANCE UPDATE



# Water Systems Update

## 2024 Data:

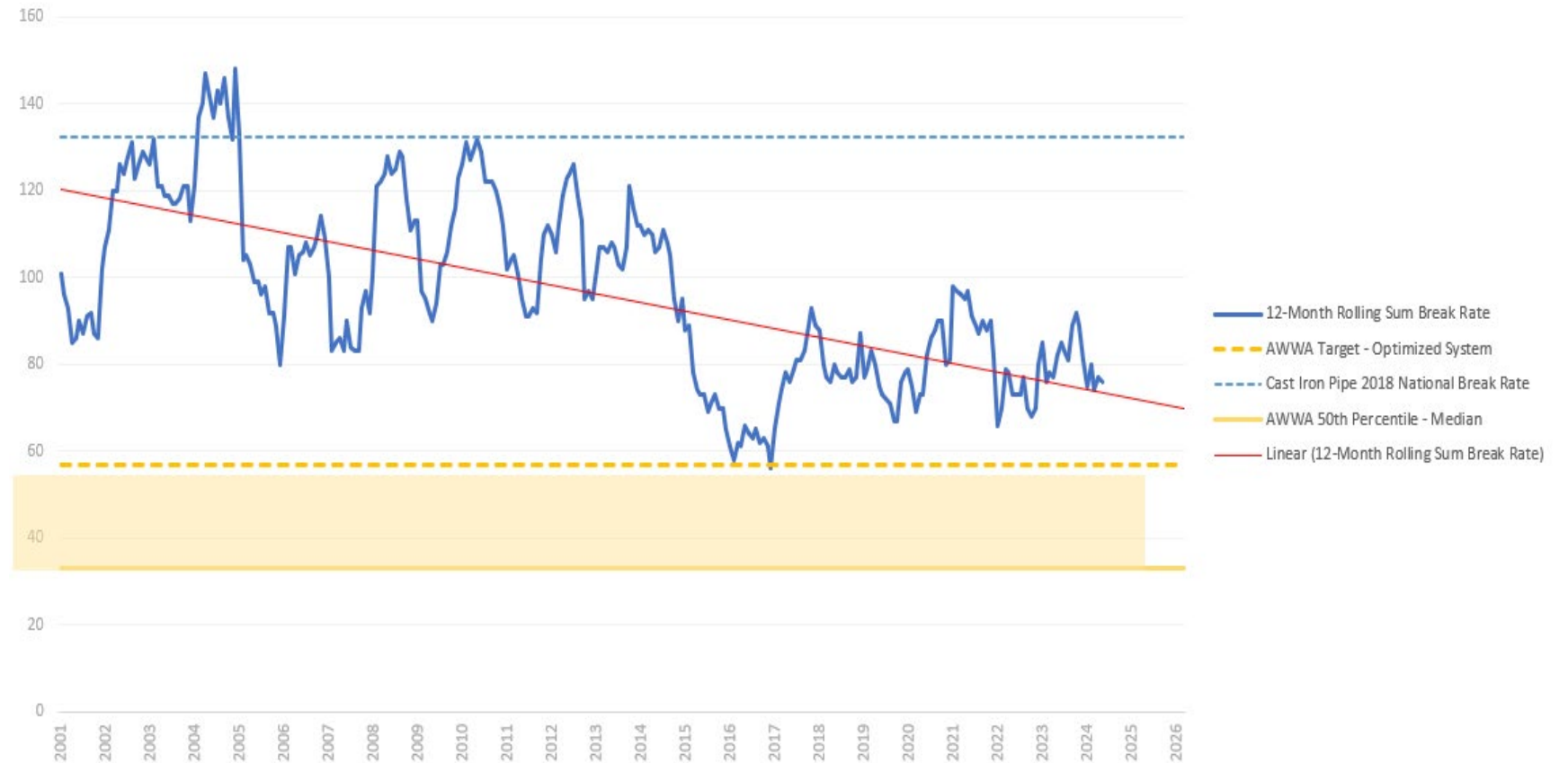
- 5 Breaks In April
- 24 Breaks Year-to-Date
- 6.3 Breaks Per 100 Miles of Pipe Year to Date
- 4 Percent Increase From Previous Year to Date Breaks

## Long Term Break Rate Target

### Development Considerations:

- Level of Service Targets / Disruption of Service Rates
- Water Quality Impacts
- Water Rate Impacts
- Claim Exposure
- System Reliability

Water Main Breaks

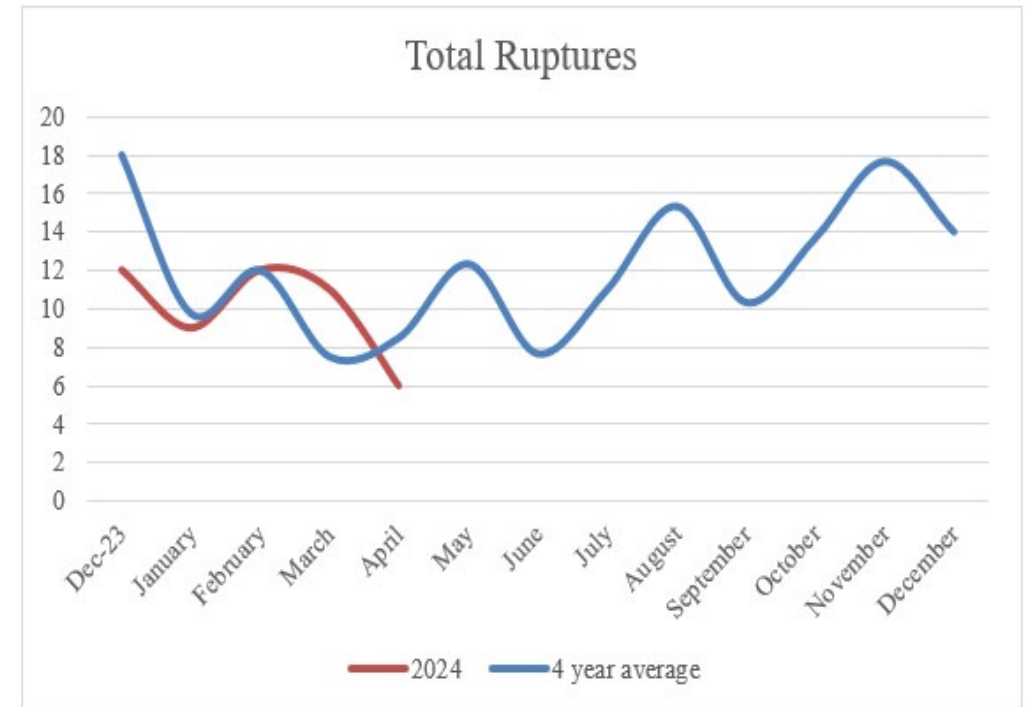


## Water Breaks and Leaks

Breaks & Leaks Combined Totals															
GHID Breaks					GHID Leaks					Total Ruptures					
2020	2021	2022	2023	2024	Year	2020	2021	2022	2023	2024	2020	2021	2022	2023	2024
8	7	11	2	7	January	2	1	7	2	2	10	8	18	4	9
3	2	11	13	7	February	2	3	2	5	5	5	5	13	18	12
5	4	3	2	5	March	3	5	2	3	6	8	9	5	5	11
4	6	1	6	5	April	10	10	3	2	1	14	16	4	8	6
9	3	3	7		May	5	3	12	9		14	6	15	16	
7	5	5	3		June	5	3	4	3		12	8	9	6	
6	4	8	6		July	6	5	6	4		12	9	14	10	
5	8	1	9		August	9	7	11	10		14	15	12	19	
6	4	2	5		September	8	2	6	12		14	6	8	17	
5	7	9	6		October	4	3	12	4		9	10	21	10	
15	7	17	9		November	5	10	4	6		20	17	21	15	
26	9	14	8		December	4	4	3	4		30	13	17	12	
<b>20</b>	<b>19</b>	<b>26</b>	<b>23</b>	<b>24</b>	<b>Totals to Date</b>	<b>17</b>	<b>19</b>	<b>14</b>	<b>12</b>	<b>14</b>	<b>37</b>	<b>38</b>	<b>40</b>	<b>35</b>	<b>38</b>
99	66	85	76	24	<b>Annual Totals</b>	63	56	72	64	14	162	122	157	140	38
	-5%	+37%	-12%	+4%			+12%	-26%	-14%	+17%		+3%	+5%	-13%	+8.6%
	% Change from Prior Year					% Change from Prior Year					% Change from Prior Year				

Waterline breaks and leaks totaled 6 in the month of April 2024. Of the 6 breaks and leaks, 5 were water line breaks and 1 were water service line failures.

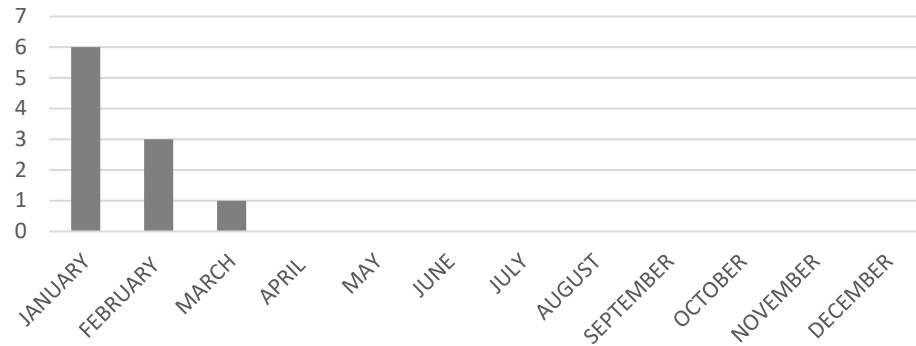
## Four Year Average Trends



The District's total ruptures dropped below the four-year average trendline for April 2024.

# Water Systems Update

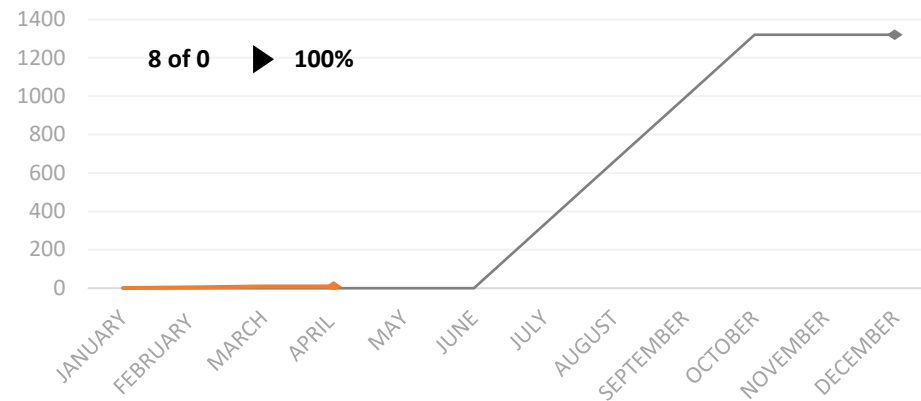
### Valve Work Order Completed



### 2024 Data:

- 0 valve work orders were completed in April. The valve repair and replacement crew has 84 open valve work orders.
- The valve maintenance crew has completed 5 planned valve maintenance work orders to date.

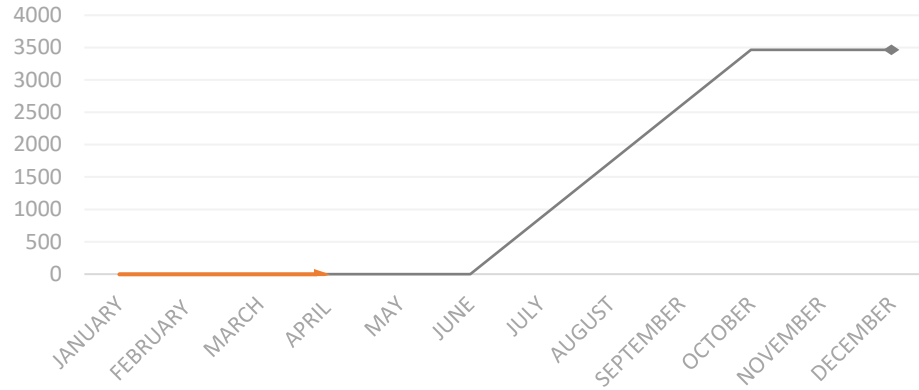
### Planned Valve Maintenance





# Water Systems Update

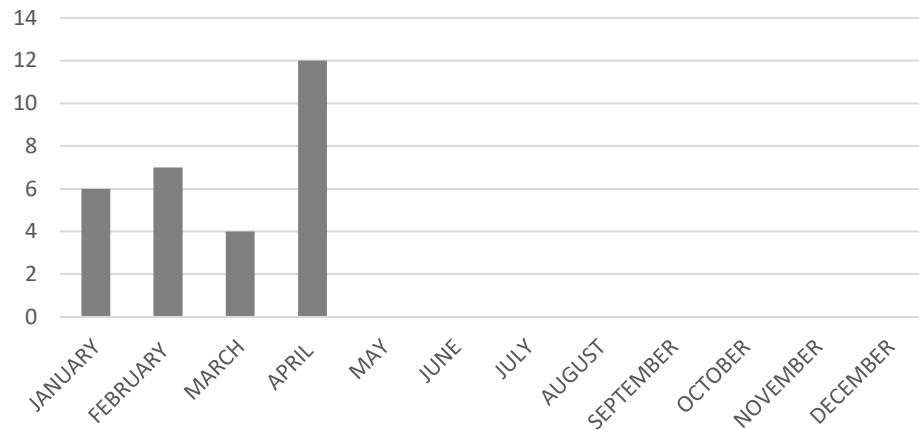
Planned Fire Hydrant Maintenance




**2024 Data:**

- 0 planned fire hydrant inspections have been completed to date.
- Crews completed 12 fire hydrant work orders in April. To date, crews have completed 29 work orders. Currently, there are 65 open fire hydrant work orders.
- 6 fire hydrants have been replaced in April. A total of 20 fire hydrants have been replaced to date this year. 6 fire hydrant replacements remain to be completed for the year.

Fire Hydrant Work Order Completed



Fire Hydrant Replacement



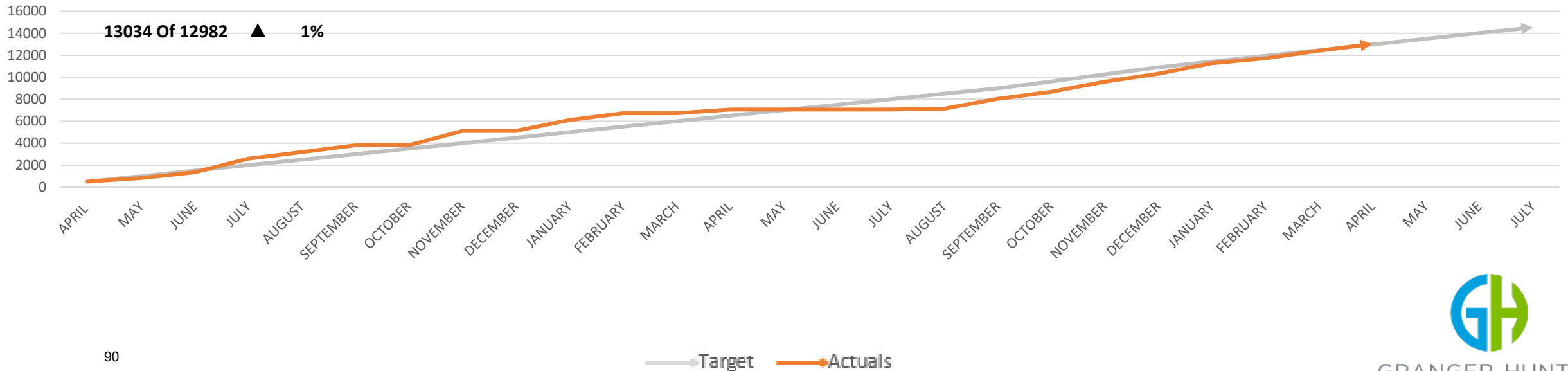
# Water Systems Update

12,415 of 12,462 ▼ -0.4%

### 2024 Data:

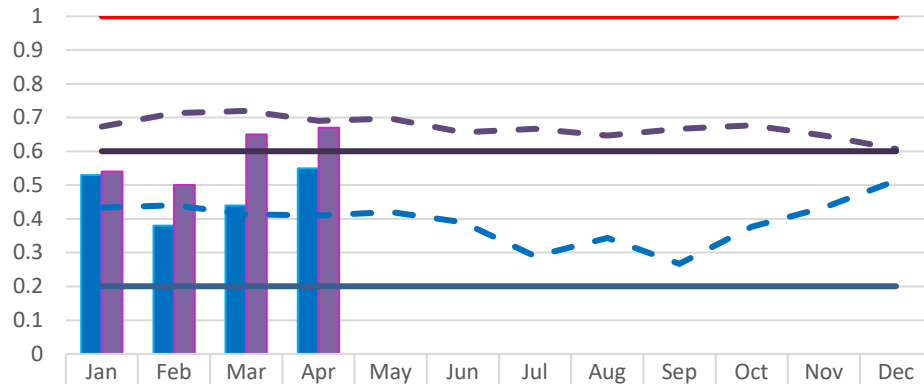
- The water maintenance group has been tasked with assisting in the Lead and Copper identification program that must be completed by October 2024. The target below is based on the total amount of unidentified connections, 14,535, and the completion deadline. The District has determined that if we identify 611 per month, we will reach our goal of identifying all unidentified service lines by the July 2024 internal target.

Lead & Copper Inventory Inspections



# Water Systems Update

Chlorine and Fluoride Residuals (mg/L)

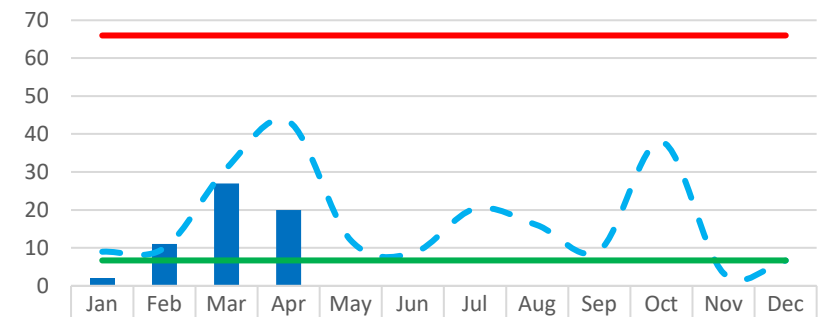


	Jan	Feb	Mar	Apr	May	Jun	Jul	Aug	Sep	Oct	Nov	Dec
Chlorine 2024	0.53	0.38	0.44	0.55								
Fluoride 2023	0.54	0.5	0.65	0.67								
Chlorine 3-yr Avg.	0.43	0.44	0.41	0.41	0.42	0.39	0.29	0.34	0.27	0.38	0.43	0.51
Fluoride 3-yr Avg.	0.67	0.71	0.72	0.69	0.70	0.66	0.67	0.65	0.67	0.68	0.65	0.61
Chlorine Min.	0.2	0.2	0.2	0.2	0.2	0.2	0.2	0.2	0.2	0.2	0.2	0.2
Fluoride Min.	0.6	0.6	0.6	0.6	0.6	0.6	0.6	0.6	0.6	0.6	0.6	0.6
Chlor. & Fluor. Max	1	1	1	1	1	1	1	1	1	1	1	1

## 2024 Data:

- The District had 20 water quality complaints in the month of April.
- Chlorine monthly average for March was 0.55 mg/L.
- Fluoride monthly average for March was 0.67 mg/L.


Water Quality Customer Complaints

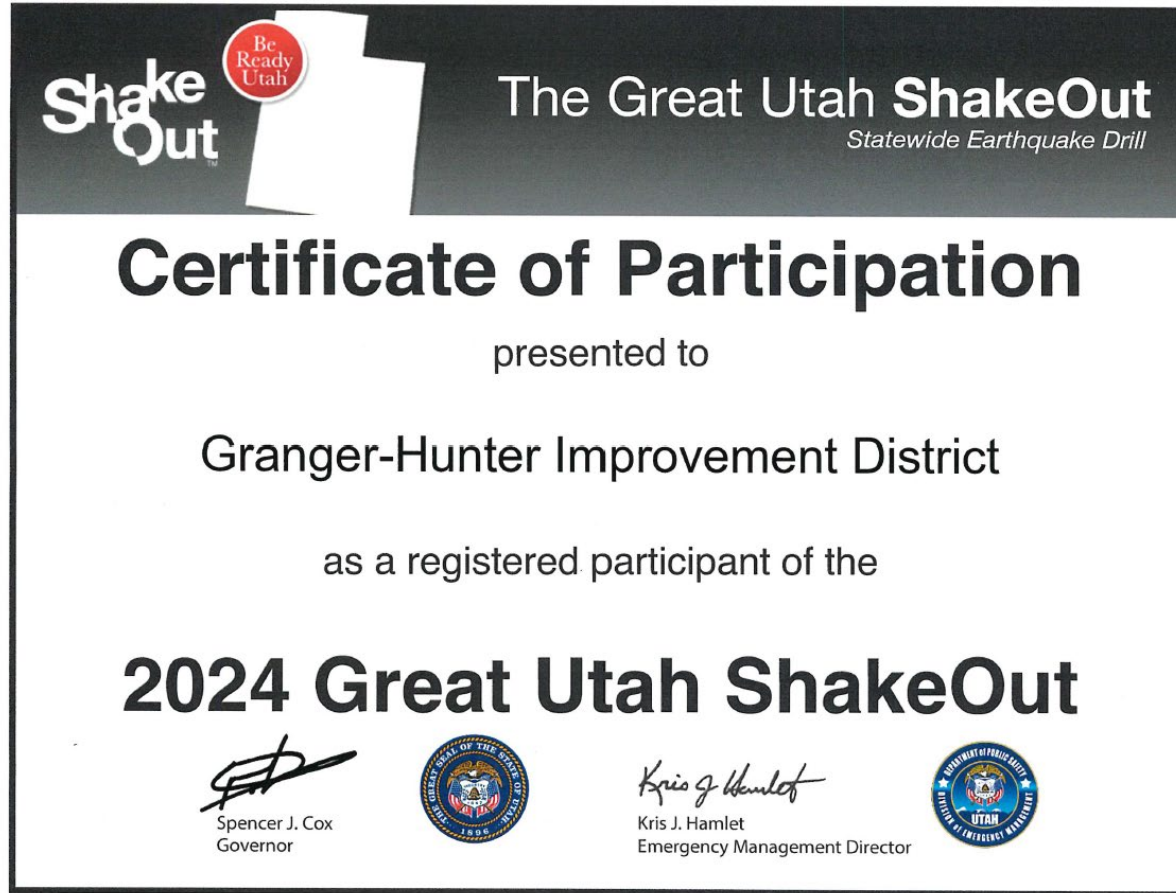


	Jan	Feb	Mar	Apr	May	Jun	Jul	Aug	Sep	Oct	Nov	Dec
Water Quality Complaints	2	11	27	20								
WQ 3-YR AVG.	9	10	31	43	12	9	20	16	9	38	3	7
25% AWWA Benchmark	7	7	7	7	7	7	7	7	7	7	7	7
75% AWWA Benchmark	66	66	66	66	66	66	66	66	66	66	66	66



# WASTEWATER MAINTENANCE UPDATE





## The Great Utah ShakeOut:

- Emergency Preparedness
  - All employees working participated in the Great Utah ShakeOut; where everyone responded to the drill, evacuated as expected or contacted and accounted for in the field.

# Safety Update

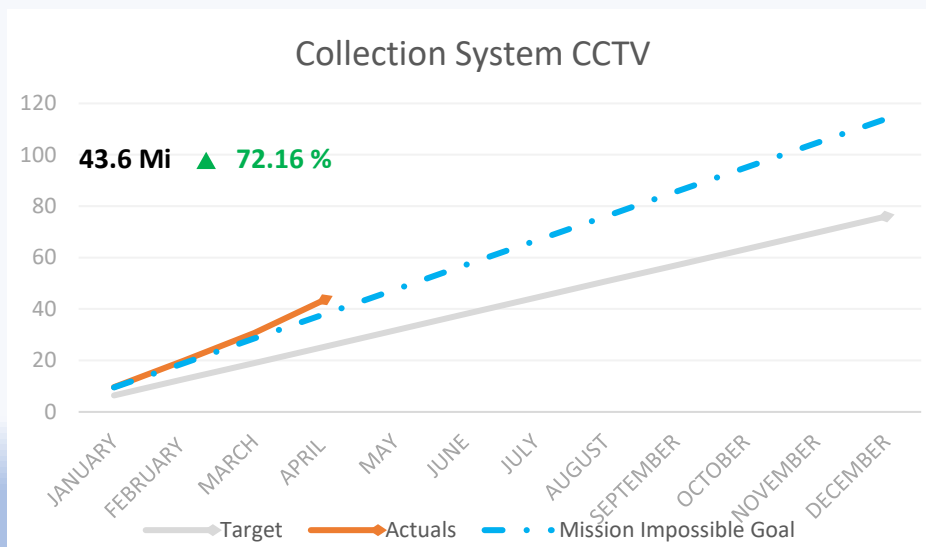
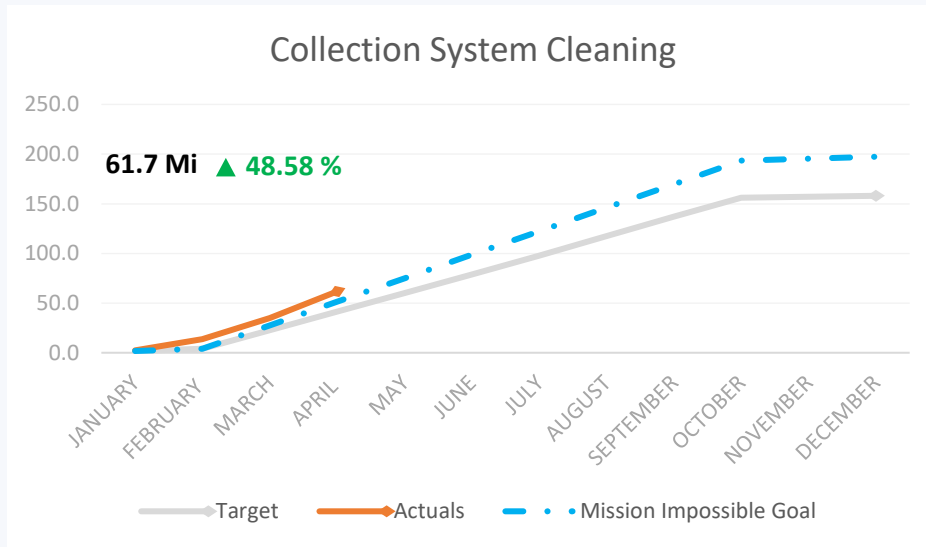


## April Safety Training:

- Powered Industrial Truck (Forklift) Certification Course (OSHA – 29 CFR 1910.178(I)(1))
  - Twenty-two (22) employees earned their Forklift Certification.
- Building Evacuation Action Plan (BEAP)/Emergency Response/Evacuation Training (OSHA – 29 CFR 1910.38)
  - Sixty-seven (67) employees attended company-wide Emergency Evacuation/Response training.



# Wastewater Maintenance Update



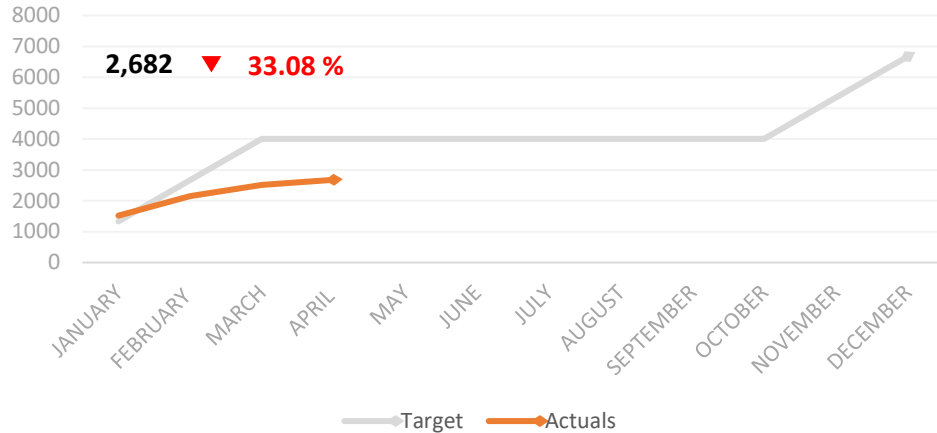
## 2024 Data:

- Collection System Cleaning—26.7 miles of pipe were cleaned in the month of April, including our bi-annual hotspot cleaning. We are well above our target and currently trending to meet our Mission Impossible Goal.
- CCTV Inspections- April was another great month for our CCTV inspections. 12.94 miles of pipe were inspected in April. New CCTV equipment was installed in Unit 35. We are well above our target, and currently trending to meet our Mission Impossible Goal.



# Wastewater Maintenance Update

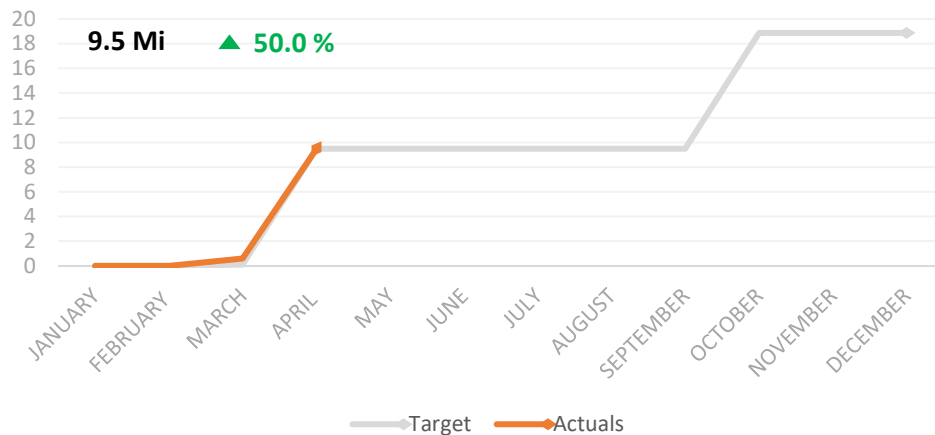
## Manhole Inspection



## 2024 Data:

- Manhole Inspections– 166 manhole inspections were completed in the month of April. We will continue to adjust workflow as necessary to meet our targets. A lot of ground can be gained in a short amount of time on manhole inspections.
- Hotspot Cleaning- We completed our bi-annual hotspot cleaning in the month of April.

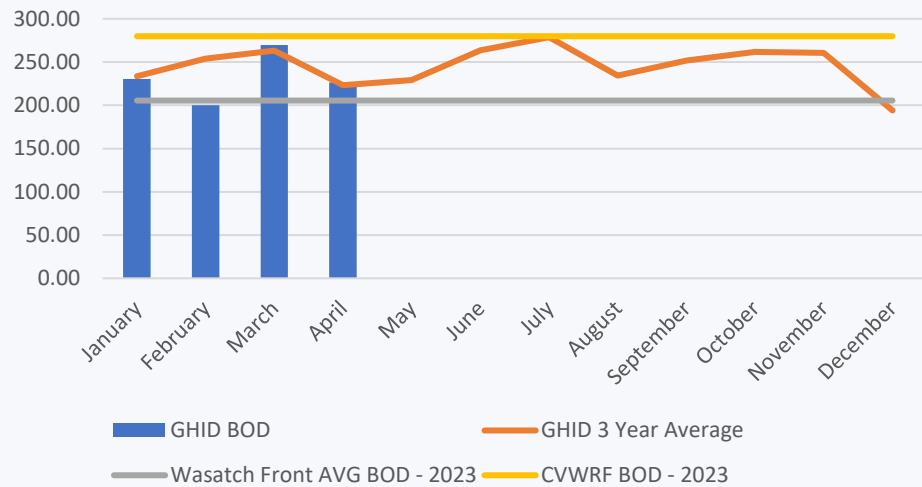
## Collection System Hot Spot Cleaning



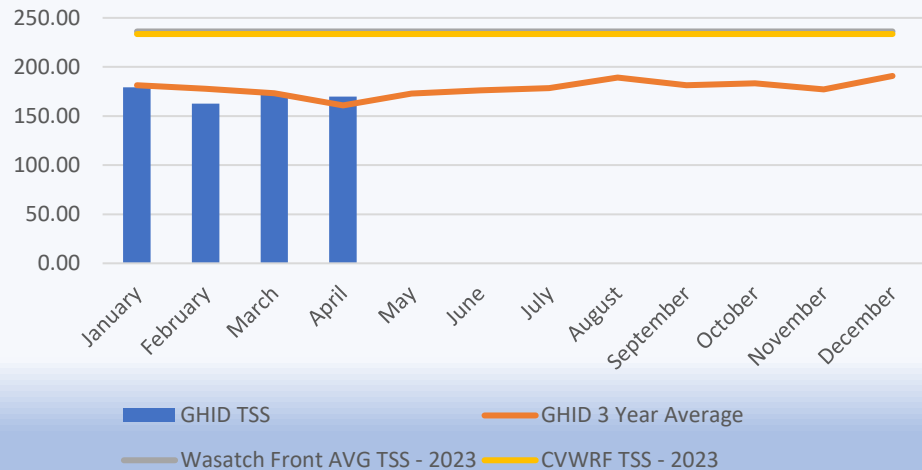


# Wastewater Maintenance Update

## BOD - Concentration



## TSS - Concentration



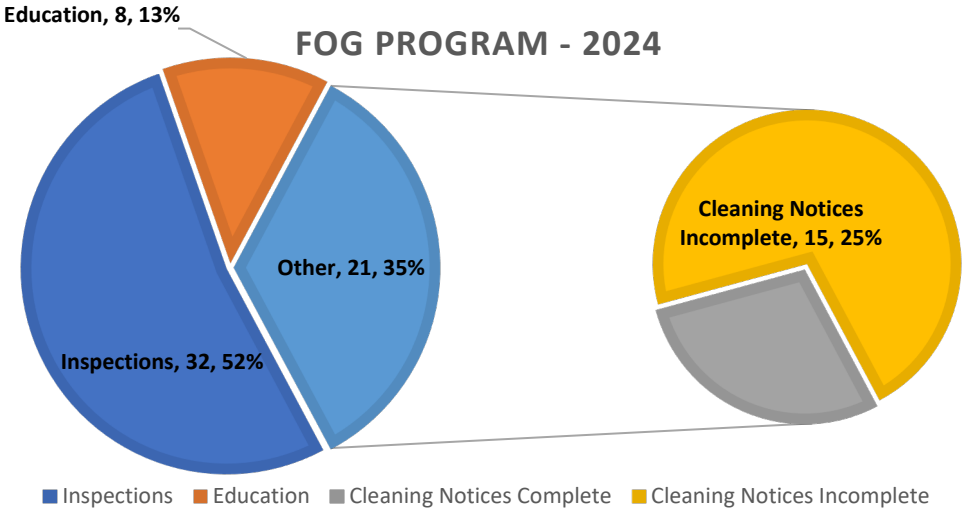
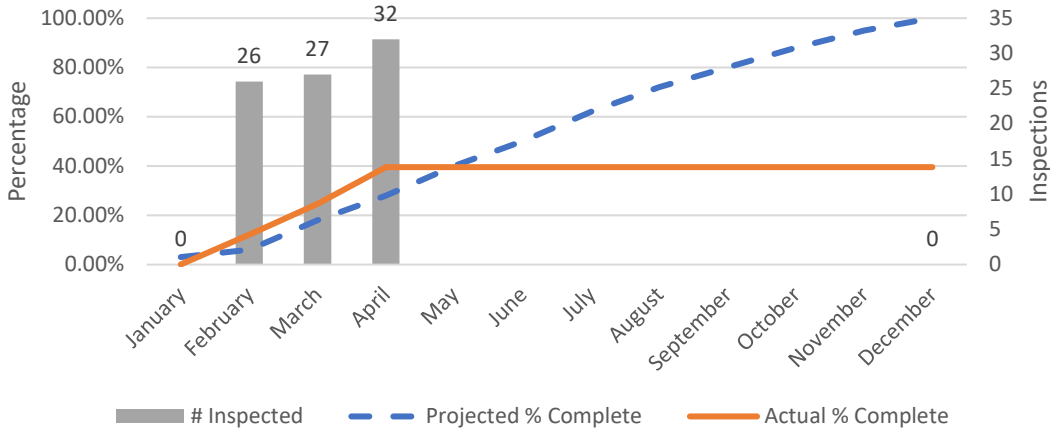
### 2024 Data:

- Biochemical Oxygen Demand (BOD) and Total Suspended Solids (TSS) are used to measure the overall strength of the sewer.
- The BOD/TSS numbers are an average of the results from a monthly sample.
- The surrounding areas is an annual average of BOD/TSS numbers coming from 2023 data collected from the following entities:
  - South Valley Sewer District
  - South Davis Sewer District
  - Snyderville Basin Water Reclamation Facility
  - Timpanogos Special Service District
  - Springville City



# Wastewater Maintenance Update

Grease Interceptor Inspections - 2024



2024 Data:

- Thirty-Two (32) interceptor and sampling manhole inspections were completed in the month April.
- Fats, Oil, Grease and Solids (FOGS) program performed:
  - Eight (8) education visits with customers
  - Fifteen (15) Cleaning Notices with Six (6) of those notices being completed before the follow-up inspections.

# Surplus of District Equipment


1. 2013 Mack GU 800 Dump Truck
2. Hours: 4,491
3. Mileage: 45,384
4. Have reviewed multiple websites, both auctions and local sellers
5. Estimated final sale amount: \$50,000-\$70,000



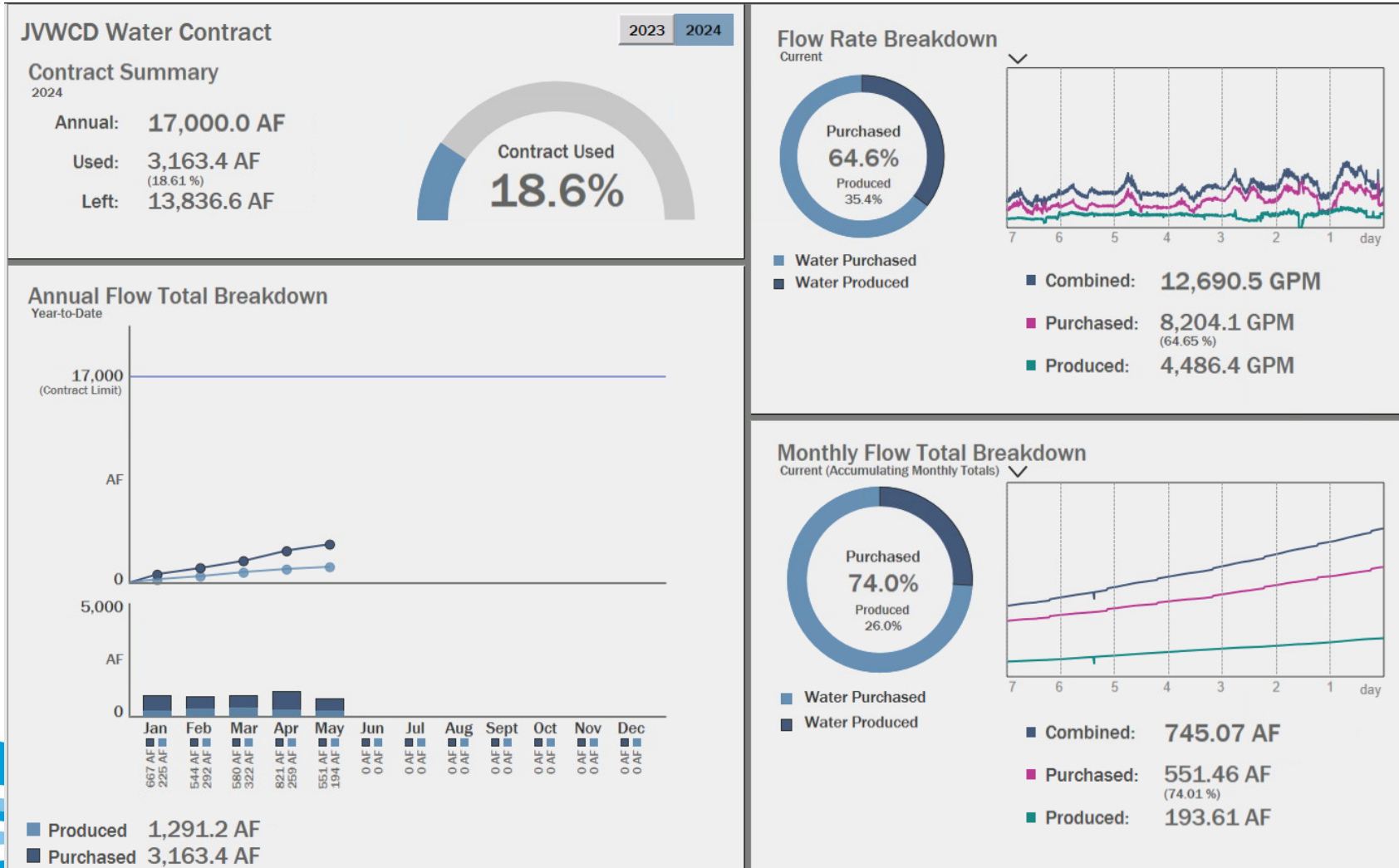
**Approval Requested:** Consider approval of the District's plan to surplus Unit #20, a 2013 Mack GU 800 series dump truck.



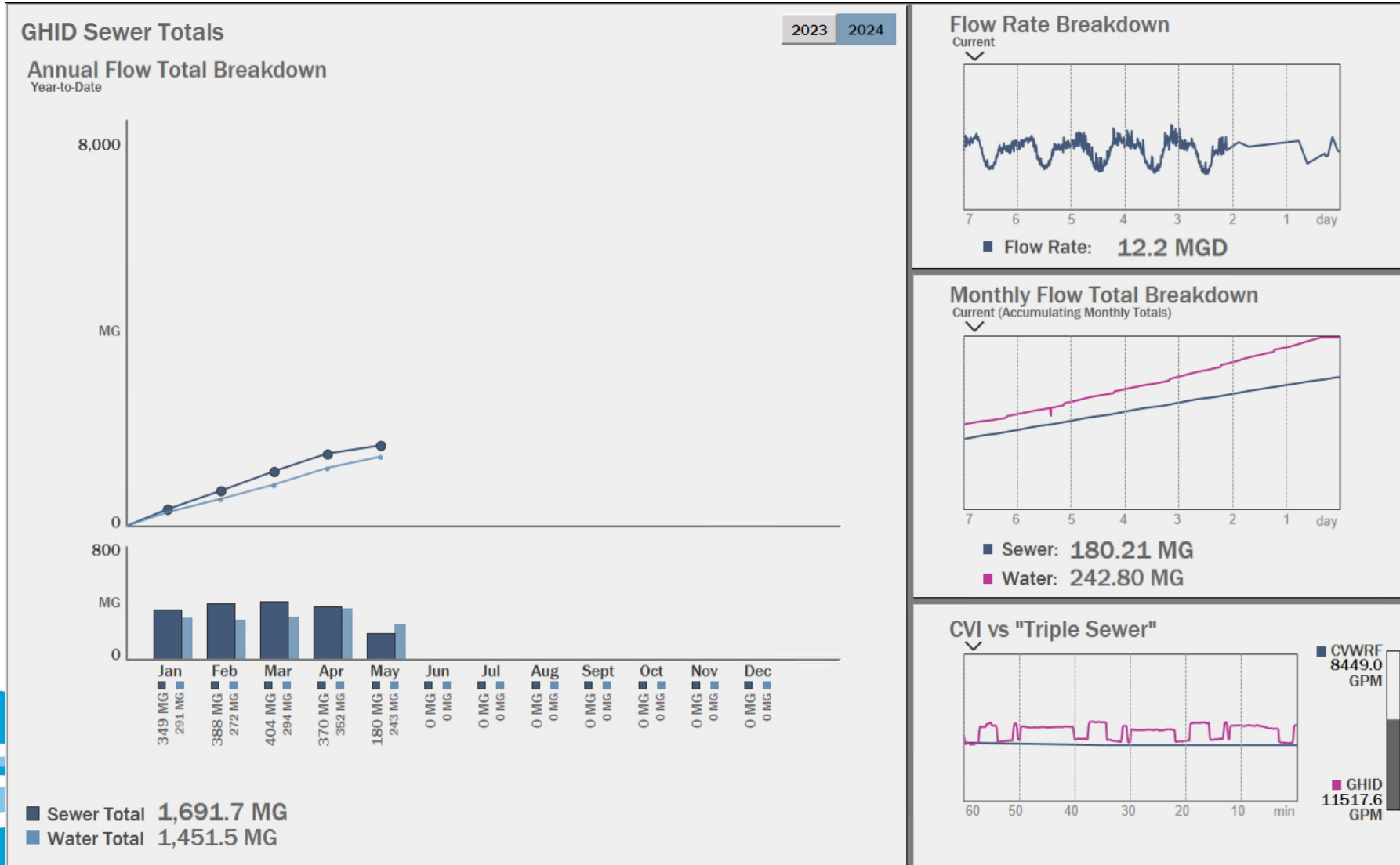
# WATER SUPPLY REPORT



# May Water Supply Report



# May Sewer Report





GRANGER-HUNTER  
IMPROVEMENT DISTRICT

---

# CAPITAL PROJECTS REPORT

May 2024 Board Meeting

# CAPITAL PROJECTS APPROVAL

## 23F: East Rec. Lift Station Improvements

Capital Project: 2024 East Rec Rehab  
 Location: East Rec Lift Station, 1360 3100 S, West Valley, UT  
 Project Budget: \$245,000  
 Consultant: Horrocks  
 Contractor: TBD  
 Design Progress: 100%  
 Construction Progress: 0%

**Project Description:** Rehabilitate lift station wet well by installing protective liner and upgrading the cathodic protection system to prevent equipment and structure corrosion.

**Project Update:** The Invitation to Bid the 23F: East Rec. Lift Station Improvement Project was posted on the Utah Public Procurement Place (U3P) website. The public bid opening was held on May 7<sup>th</sup>, and two bids were received as follows:

	Corrio Construction	VanCon, Inc.
<b>TOTAL BID</b>	<b>\$542,813</b>	<b>\$575,000</b>

It is recommended that the low bidder, Corrio Construction be awarded the construction contract in the amount of \$542,813.00. Corrio Construction has previously completed various projects for the District and delivered quality work.

**Staff Recommendation: Motion to approve a construction contract for the 23F: East Reclamation Lift Station Improvement Project to Corrio Construction, Inc. in the amount of \$542,813.00.**





# CAPITAL PROJECTS APPROVAL



2888 South 3600 West • P.O. Box 701110 • West Valley City, Utah 84170-1110 • Phone (801) 968-3551 • Fax (801) 968-5467 • www.ghid.org

## Memorandum

**Date:** May 9<sup>th</sup>, 2024

**To:** Jason Helm, P.E., General Manager

**From:** Zak Bedard, Project Manager

**Subject:** Contractor Selection – 23F: East Rec. Lift Station Improvement Project

**Copy:** Todd Marti, MPA, P.E., Assistant General Manager/District Engineer  
Victor Narteh, P.E., Director of Engineering  
Jeremy Gregory, P.E., Staff Engineer

Granger-Hunter Improvement District (District) posted an Invitation to Bid on the Utah Public Procurement Place (U3P or Sciquest) for the construction contract of the 23F: East Rec. Lift Station Improvement Project. On Tuesday May 7<sup>th</sup>, 2024, a public bid opening was held and read aloud for the above referenced project. Three contractors in total submitted bids. The Low Bid was submitted by Corrio Construction, in the amount of \$542,813.00.

Bidder	Original Bid Amount
Corrio Construction	\$542,813.00
VanCon, Inc.	\$575,000.00

The contractor's bid package has been reviewed and is believed to be complete and accurate. The contractor has provided the proper bid security in the form of a bid bond, E-Verify Certification, and other required documentation.

Based on previous projects that were successfully completed for GHID by this contractor, I recommend proceeding with requesting the GHID Board of Trustees to consider approval of a construction contract to Corrio Construction, in the amount of \$542,813.00 for the 23F: East Rec. Lift Station Improvement Project. With your approval, I will add this request to the May 2024 Board Packet.

# CAPITAL PROJECTS APPROVAL

## 23L: Well No. 18 Drilling & Development

Capital Project: Well No. 18  
 Location: 2305 South 1130 West  
 Project Budget: \$2,255,000  
 Consultant: Hansen, Allen & Luce  
 Contractor: TBD  
 Design Progress: 100%  
 Construction Progress: 0%

**Project Description:** Well Drilling and Development of new Well No. 18. Future well water will be treated at the proposed Anderson Water Treatment Plant near Well No. 16.

**Project Update:** Well No. 8 works consists of two phases, a drilling phase and a development phase. Each phase was bid out separately and posted on the Utah Public Procurement Place (U3P) website. The public bid opening was held on May 1st, and two bids were received as follows for the respective phases:

23L: Well No. 18 Drilling	
<b>Boart Longyear</b>	<b>\$1,367,530.00</b>
KP Ventures	\$1,661,600.00
White Mountain	\$1,719,729.00
Hydro Resources	\$1,885,700.00
Lang Equipment	\$1,906,000.00
Zim Industries	\$2,012,606.00
Layne Christensen	\$3,432,585.00

23L: Well No. 18 Development	
KP Ventures	Non-responsive
<b>Widdison Well Services</b>	<b>\$505,250.00</b>

Boart Longyear has a long history of drilling wells and demonstrating quality work around the world. In addition to this Boart Longyear drilled the Districts latest Well No. 17 in 2014. The drilling went well and the District has been pleased with their quality of work. It is recommended that the low bidder, Boart Longyear, be awarded the construction contract in the amount of \$1,367,530.00 for the 23L: Well No. 18 Drilling Project.

After a thorough review of the 23L: Well No. 18 Development bids, it has been determined that KP Ventures bid is non-responsive. KP Ventures references were unable to demonstrate the successful completion of the project.

Widdison Well Services has extensive experience in Well Development that clearly demonstrate the successful completion of the project. It is recommended that Widdison Well Services be awarded the construction contract in the amount of \$505,250.00 for the 23L: Well No. 18 Development.

**Staff Recommendation: Motion to approve a construction contract for the 23L: Well No. 18 Drilling Project to Boart Longyear Company in the amount of \$1,367,530.00.**

**Staff Recommendation: Motion to approve a construction contract for the 23L: Well No. 18 Development Project to Widdison Well Services, Inc. in the amount of \$505,250.00.**

# CAPITAL PROJECTS APPROVAL



SALT LAKE AREA OFFICE  
859 W South Jordan Pkwy, Ste 200  
South Jordan, Utah 84095  
Phone: (801) 566-5599  
www.HALengineers.com

Mr. Jeremy Gregory  
Granger-Hunter Improvement District  
2888 S 3600 W  
West Valley City, Utah 84119

5/15/2024

**Re: Well #18 Drilling & Development Project Recommendation of Award**

**Drilling Project:**

The District received 7 bids for the drilling portion of the Well #18 project with Boart Longyear as the low bidder. Boart Longyear is a well-established drilling company located in the Salt Lake area and HAL recommends that the drilling project be awarded to Boart Longyear.

**Development Project:**

The District received 2 bids for the development portion of the Well #18 project with KP Ventures as the low bidder.

**Base Bids:**

KP Ventures: \$ 408,400.00  
Widdison Well Services: \$ 428,600.00  
Bid Difference: \$ 20,200

HAL Engineers does not have any direct experience with KP Ventures related to well development as specified within the bidding documents. The references to similar projects provided by KP Ventures within the Contractors Qualifications and Experience Affidavit were contacted to ascertain KP Ventures experience and qualifications with dual swab development with a cable tool rig. None of the similar projects (Document 00 42 00 – L) listed could substantiate the experience or qualifications of the contractor to successfully complete the project. KP Ventures provided 4 additional references for consideration to their experience. The result was the same with 2 of the 4 references confirming that dual swab development with a cable tool rig was not performed (3<sup>rd</sup> and 4<sup>th</sup> references were non-responsive). Widdison Well Services has extensive experience in well development (specifically with the dual swab development method). Widdison's expertise is unmatched in well development with a great reputation for successful wells. Therefore, HAL recommends award of the Well Development Project to Widdison Well Services.

Sincerely,

HANSEN, ALLEN & LUCE, INC.



Scott R. Greenhalgh, PG  
Project Geologist

# CAPITAL PROJECTS APPROVAL

## 24E: Fire Hydrant Replacement Project

Capital Project: 2024 Fire Hydrants Replacements  
 Location: Various Locations Throughout District  
 Project Budget: \$750,000  
 Consultant: GHID  
 Contractor: TBD  
 Design Progress: 100%  
 Construction Progress: 0%

**Project Description:** Remove and replace fire hydrants throughout the District that have reached the end of their useful life or are in poor condition. Replacement of inoperable main-line valves is included in this project on an as-needed basis when discovered during the replacement project.

**Project Update:** The Invitation to Bid for the 24E: Fire Hydrant Replacement Project was posted on the Utah Public Procurement Place (U3P) website. A public bid opening was held on May 7<sup>th</sup>, and five bids were received as follows:

It is recommended that the low bidder, Hydro Vac Excavation, be awarded the construction contract in the amount of \$744,550.00. While Hydro Vac Excavation has not done work for the District, their references and project history demonstrate that Hydro Vac can successfully complete the project.

**Staff Recommendation: Motion to approve a construction contract for the 24E: Fire Hydrant Replacement Project to Hydro Vac Excavation, LLC in the amount of \$744,550.00.**



	Hydro Vac Excavation	Cliff Johnson Construction	PNL Construction	Evans Grader & Paver	Cody Ekker Construction
<b>TOTAL BID</b>	<b>\$744,550</b>	\$1,138,846	\$907,710	\$939,425	\$937,500

# CAPITAL PROJECTS APPROVAL



2888 South 3600 West • P.O. Box 701110 • West Valley City, Utah 84170-1110 • Phone (801) 968-3551 • Fax (801) 968-5467 • www.ghid.org

## Memorandum

**Date:** May 9<sup>th</sup>, 2024

**To:** Jason Helm, P.E., General Manager

**From:** Zak Bedard, Project Manager

**Subject:** Contractor Selection – 24E: Fire Hydrant Replacement Project

**Copy:** Todd Marti, MPA, P.E., Assistant General Manager/District Engineer  
Victor Narteh, P.E., Director of Engineering  
Jeremy Gregory, P.E., Staff Engineer

Granger-Hunter Improvement District (District) posted an invitation to Bid on the Utah Public Procurement Place (U3P or Sciquest) for the construction contract of the 24E: Fire Hydrant Replacement Project. On Tuesday May 7<sup>th</sup>, 2024, a public bid opening was held and read aloud for the above referenced project. Three contractors in total submitted bids. The Low Bid was submitted by HydroVac Excavation, in the amount of \$744,550.00.

Bidder	Original Bid Amount
Cliff Johnson	\$1,138,846
PNL Construction	\$907,710
HydroVac Excavation	\$744,550
Evans Grader & Paving	\$939,425
Cody Ekker	\$937,500

The contractor's bid package has been reviewed and is believed to be complete and accurate. The contractor has provided the proper bid security in the form of a bid bond, E-Verify Certification, and other required documentation.

Based on referencing contacts for previous projects and receiving positive feedback, as well as their utilization of specific equipment that helps reduce excavation cost, I recommend proceeding with requesting the GHID Board of Trustees to consider approval of a construction contract to HydroVac Excavation, LLC. in the amount of \$744,550.00 for the 24E: Fire Hydrant Replacement Project. With your approval, I will add this request to the May 2024 Board Packet.

# CAPITAL PROJECTS APPROVAL

## 23I: Anderson Water Treatment Plant Filter Vessel Procurement

Capital Project: Anderson Treatment Plant  
 Location: 1629 West 2320 South (Well No. 16)  
 Project Budget: \$1,700,000 (2024)  
 Consultant: J-U-B Engineers  
 Contractor: TBD  
 Design Progress: 75%  
 Construction Progress: 0%

**Project Description:** Water treatment plant at the Well No. 16 site to remove iron/manganese/ammonia from Wells No. 16 and 18. This project is partially funded by a Bureau of Reclamation Drought Mitigation Grant and DDW Emerging Contaminants Grant.

**Project Update:** The filter vessels for the treatment plant are pre-purchased so be able to meet construction schedules and to integrate the filter design into the design of the building and piping.

The District received three proposals (Loprest, Kurita/Tonka, WesTech). Points were awarded based on 1) Experience, 2) Performance and references (15%), 3) Equipment support (10%), drawings and proposal details (15%), and 4) Total cost (60%)

Proposer	Proposer A	Proposer B	WesTech Engineering, LLC
Points <sup>110</sup>	90.2	87.1	91.5

It is recommended that the proposer with the highest points, WesTech Engineering, LLC, be awarded the project. The proposer has extensive experience with projects of this type. This project is funded in part by Bureau of Reclamation (\$5 M) and DDW Emerging Contaminants (\$2.5 M) grants, which will pay for approximately 50% of this project and Well No. 18.

**Staff Recommendation: Motion to approve a contract for the 23I: Anderson Water Treatment Plant Horizontal Pressure Filter Equipment to WesTech Engineering, LLC. in the amount of \$1,831,200.00.**



Rushton WTP filter vessels

# CAPITAL PROJECTS APPROVAL



J-U-B ENGINEERS, INC.

J-U-B COMPANIES



May 15, 2024

Todd Marti  
Granger-Hunter Improvement District  
t.marti@GHID.ORG  
2888 South 3600 West  
West Valley City, Utah 84119

RE: Granger-Hunter Improvement District Anderson Water Treatment Plant Project  
Horizontal Pressure Filter Equipment Procurement  
Notice of Award Recommendation

Dear Todd,

Proposals for the Granger-Hunter Improvement District Anderson Water Treatment Plant Horizontal Pressure Filter Equipment Procurement were received on Tuesday, May 7th, 2024. The Bid Package for this project was available to all prospective bidders through the State of Utah's Public Procurement Portal (Utah3P) hosted by Jaeger/Sciquest. A total of three (3) proposals were submitted from the following suppliers:

- WesTech
- Kurita/Tonka
- Loprest

The evaluation committee included Todd Marti and Drew Ovard from Granger-Hunter Improvement District and Christina Osborn and Jon Farrell from J-U-B Engineers. The evaluation committee convened on Tuesday, May 14<sup>th</sup> and again on Wednesday, May 15<sup>th</sup>, 2024. The committee evaluated the proposals based on the criteria established in Section 00310 Procurement Bid Evaluation of the Contract Documents. There were 5 pass/fail criteria: cover letter, bid security, E-verification statement, minimum experience and minimum warranty. There were four weighted criteria: total capital cost; experience, performance and references; equipment support; and drawings and proposal details.

All three (3) proposers all were responsive.

The recommended supplier is WesTech. The evaluation of the proposals is summarized in Table 1 below, and the full evaluation is available in the attached document. The WesTech proposal passed all pass/fail criteria and received the highest number of points compared to the other proposers/bidders for the evaluated criteria. We therefore recommend the District offer a Notice of Award to WesTech as the Successful Bidder for the Granger-Hunter Improvement District Anderson Water Treatment Plant Horizontal Pressure Filter Equipment Procurement.

Table 1. Summarized Evaluation Criteria

	A, WesTech	B	C
<b>Total Score (with Tab E, Capital Cost with deduct for 2A)</b>	91.5	87.1	90.2

The WesTech bid price is summarized in Table 2 below as a total bid of \$1,831,200.

Table 2. Bid Price

Item No.	Item Description	Bid Price
<b>Item 1</b>	Special Engineering Services	\$130,000
<b>Item 2</b>	Goods and Special Services	\$1,701,200
<b>Item 2A</b>	Deduct for Exemption from BABA and AIS Requirements	\$0
<b>Total</b>		<b>\$1,831,200</b>

Attached is the final bid tabulation and evaluation. We are available to discuss the proposal results should you have any questions or concerns. Thank you for your continued support and assistance.

Sincerely,  
J-U-B ENGINEERS, Inc.



Christina Osborn, P.E.  
Project Manager

Attachments:

Final Bid Tabulation Evaluation

CC: Nagendra Dev, DDW  
Jon Farrell, J-U-B

## Bangerter Highway @ 4700 South

Capital Project:	-
Location:	Bangerter Highway @ 4700 South
Project Budget:	-
Consultant:	UDOT Design-Build Team
Contractor:	UDOT Design-Build Team
Design Progress:	100%
Construction Progress:	0%

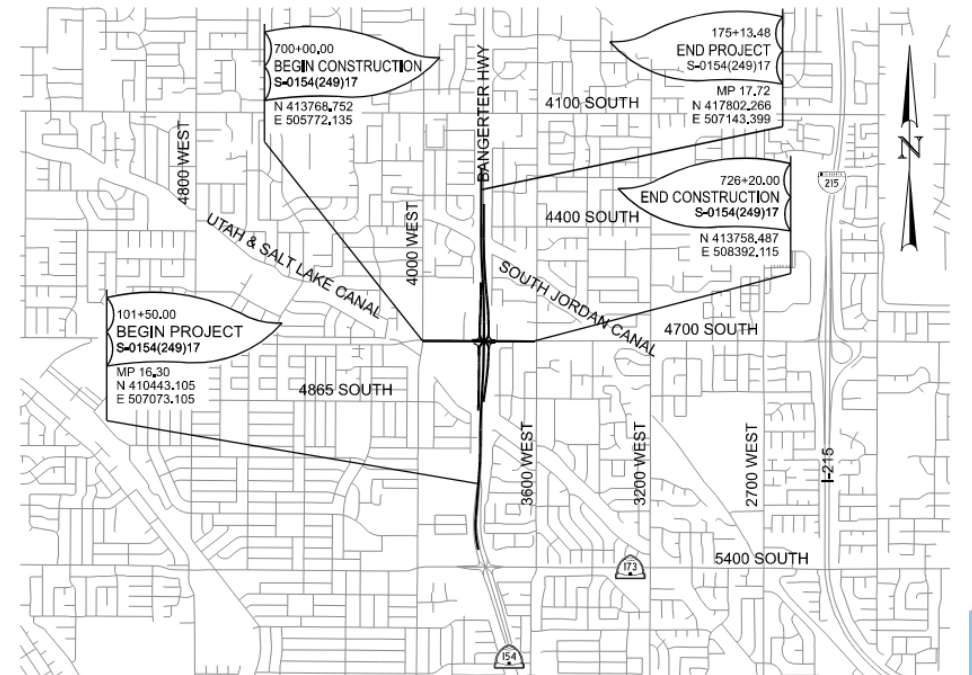
**Project Description:** Relocation of a 12" waterline in 4700 South due to the new grade-separated interchange with Bangerter Highway.

**Project Update:** UDOT's design-build team coordinated with District staff, West Valley City, and other impacted agencies during the design phase.

The final design shows Bangerter Highway as an underpass with 4700 South going over it. As a result, approximately 600 feet of existing 12" waterline on 4700 South will be replaced with a pipeline of comparable capacity under the new Bangerter Highway underpass. The new pipeline will be a 16" HDPE pipe installed in a 24" HDPE casing where it crosses the highway and 12" PVC pipeline where it connects to existing lines on the east and west sides of the highway. The HDPE casing will be installed by horizontal directional drilling and the carrier pipe pulled.

This project is going to be 100% funded by UDOT, and as such there will be no cost to the District. Construction of the waterline relocation is expected to start in late October 2024 and last 8 weeks.

**Staff Recommendation:** Motion to approve a relocation agreement between Granger-Hunter Improvement District and UDOT for the construction of the Bangerter Highway @ 4700 South Utility Relocation Project.





# INFRASTRUCTURE FUNDING OPPORTUNITIES

Funding Opportunity	Funding Agency	Cost Match	Timeline	Projects	Status
<b>American Rescue Plan Act (ARPA) - \$1.4B to Utah</b>	Drinking Water SRF	Up to 49% Grant Opportunity	Allocated by 2024, Spent by 2026	Redwood Road Waterline Replacement, Ridgeland Pump Station Replacement	Received \$13.8 M - \$2.8M in principal forgiveness and \$11M at 0.5%
<b>Infrastructure and Investment Jobs Act</b>	Drinking Water SRF	Up to 49% Grant Opportunity	Next 5 Years	Redwood Road Waterline Replacement, Ridgeland Pump Station Replacement	
<b>Clean Water State Revolving Fund (CWSRF)</b>	Water Quality Board	Low-interest loans	TBD	Pleasant Valley Lift Station Replacement	TBD
<b>WaterSMART Drought Response Program</b>	Bureau of Reclamation	Up to \$5M in grants per project	Complete	Anderson TWP & Well No. 18 Drilling/Construction	Received \$5M Grant
<b>DNR Division of Water Resources</b>	Board of Water Resources	Used to cover match for WaterSMART	Apply by September 30.	Anderson Water Treatment Plant, Zone 1 Reservoir, Future Well No. 18, Well No. 1 Replacement	TBD
<b>Bipartisan Infrastructure Law (BIL) for Lead Service Line Inventory - \$28M per Year for 5 Years</b>	Utah Division of Drinking Water	Up to \$100,000 per year up to 5 years		Lead Service Line Inventory (Contractor)	Received \$100,000 with 100% principal forgiveness
<b>Emerging Contaminants Funding (Manganese Removal)</b>	Utah Division of Drinking Water	Requesting ~ \$2.5M		Anderson Water Treatment Plant (Wells No. 16 & 18)	Awarded \$2.5M Grant for Anderson WTP
<b>BRIC (Building Resilient Infrastructure and Communities) Grant</b>	FEMA	N/A		Hazard Mitigation Plan	Awarded \$119,998.99
<b>WEEG (Water and Energy Efficiency Grant)</b>	Bureau of Reclamation	50% or less, up to \$500,000 over 2 years	February 2024	Supplement meter purchases to replace obsolete small and large meters.	Applied - waiting
<b>Infrastructure and Investment Jobs Act (IIJA) - Community Project Funding</b>	U.S. House of Representatives	Proposing 75/25 Split	April 2024	5400 West Pipeline	Applied - waiting
<b>WaterSMART Drought Response Program</b>	Bureau of Reclamation	Up to \$5M in grants per project	July 2024	Zone 1 Reservoir	Applying soon
<b>WaterSMART Planning and Project Design</b>	Bureau of Reclamation	Up to \$400,000 in grants per project	May 2024	For 60% design for projects to be submitted for WaterSMART Drought Response Grant. Zone 1 Reservoir.	Applying soon
<b>TOTAL GRANTS</b>					<b>\$10,519,998.99</b>

# WEST VALLEY CITY COST-SHARING

Project	Description	Timeline	WVC Portion	GHID Portion
<b>2024 Asphalt Overlay Project</b>	Various locations throughout West Valley City Raising and lowering district manholes and valve boxes.	2024	\$26,481	\$52,799
<b>4700 South Reconstruction – Phase II</b>	4700 South Project from 4000 West to 5600 West Relocating fire hydrants, meter boxes, mainline, and other district utilities	2023-2024	\$83,585	\$83,585
<b>4700 South Reconstruction – Phase III (estimated)</b>	4700 South Project from 5400 West to 5600 West Relocating fire hydrants, meter boxes, and other district utilities	2024-2025	\$22,314	\$22,314
<b>Brighton Canal SD Improvements (estimated)</b>	2600 West to Redwood Road Loop waterline around storm drain	2024	\$13,350	\$13,350
<b>Cross Towne Trail</b>	Bangerter Highway to 2700 West Relocating fire hydrants and other district utilities	2024	\$48,855	\$44,645
<b>Lancer Way (estimated)</b>	3200 West to 2700 West Relocating fire hydrants, meter boxes, mainline, and other district utilities	2024-2025	\$113,050	\$113,050
<b>Parkway Blvd</b>	6400 West to Mountain View Corridor Relocate fire hydrants, meter boxes, mainline, and other district utilities	2024	\$75,473	\$47,573
			<b>TOTAL COST-SHARE</b>	<b>\$377,316</b>

# CAPITAL PROJECTS UPDATE

## 20A&I: 3100 South to 4100 South Redwood Road Water and Sewer Project

Capital Project: 20A-Redwood Road Sewer  
20I-Redwood Road Water  
Location: 3100 South to 4100 South, Redwood Road  
Consultant: Bowen Collins & Associates  
Contractor: Silver Spur Construction  
Design Progress: 100%  
Construction Progress: 50%

**Project Description:** Replace aging distribution piping in Redwood Road and construct a new sewer line running north to provide additional capacity for new growth. The waterline replacement will be funded by the Utah SRF and sewer line will be funded by District impact fees.

**Project Update:** The contractor has installed nearly half of the mainline on the west side of Redwood Road. The contractor plans to start work back up on Sunday, April 14th. Crews will primarily be working nights until mainline installation is completed.

## 20D: Kent Booster Pump Station Replacement and Tank Purchase

Capital Project: Tank Farm Booster Replacement/Tank Purchase/Energy Improvements Project  
Location: 4404 South 4800 West  
Consultant: Hansen, Allen & Luce  
Contractor: VanCon Inc.  
Design Progress: 100%  
Construction Progress: 80%

**Project Description:** Replacement of the existing Kent Booster Pump Station at Tank Farm (4404 South 4800 West), site piping replacements, and purchase of one existing 5 MG Jordan Valley Water tank.

**Project Update:** Construction activities at the property and on 4800 West are ongoing. The contractor is currently behind schedule and will focus on critical path items to get the project completed in a timely manner.



Worker applying finishing touches to the roof



Installing rebar for surge tank vault

# CAPITAL PROJECTS UPDATE

## 21F: SCADA Modernization Project

Capital Project: SCADA Modifications/Upgrades  
 Location: Various Sites  
 Consultant: APCO, Inc.

**Project Description:** Upgrades and modifications to the District’s existing Supervisory Control and Data Acquisition (SCADA) system. This project will modernize the AVEVA System by adding object-based tags and creating high-performance graphics, along with upgrading aging and obsolete hardware.

**Project Update:** See Capital Project Approvals.

## 22F: Ridgeland Pump Station Replacement

Capital Project: Ridgeland Pump Station Replacement/Site Improvements  
 Location: 2386 South 3600 West  
 Consultant: J-U-B Engineers, Inc.  
 Contractor: Condie Construction Co.  
 Design Progress: 100%  
 Construction Progress: 85%

**Project Description:** Replacement of the existing 4,000 GPM pumpstation at 2386 South 3600 West, including the building and generator, and upgrades to the site landscaping and fencing.

**Project Update:** The work in the booster pump station is ongoing. Site improvements including concrete and asphalt are currently underway. Pump and generator delays will extend the project up through the middle of summer.



Booster pump installation.

# CAPITAL PROJECTS UPDATE

## 23C: Well No. 1 Chlorinator Replacement

Capital Project:	Chlorine Generation Equipment - Well No. 1
Location:	1311 West 3300 South
Consultant:	Sunrise Engineering, Inc.
Contractor:	Hills Construction, Inc.
Design Progress:	100%
Construction Progress:	100%

**Project Description:** Chlorine generation equipment at Well No. 1 has reached its useful life and is in need of replacement. Other necessary improvements are needed to for continued operation.

**Project Update:** The project is now substantially complete, and the system is now in service.



New PSI Sodium Hypochlorite system



New fluoride tank installation

## 23D: Acord Reservoir Repairs & Recoating

Capital Project:	Well No. 12 Reservoir
Location:	1500 W 3100 S
Consultant:	Infinity Corrosion Group
Contractor:	Viking Industrial Painting
Design Progress:	100%
Construction Progress:	0%

**Project Description:** Structural repairs and recoating of the 2 MG steel reservoir.

**Project Update:** Construction crews have mobilized and are completing their evaluation of the structural repairs that are called out for the project.



New fluoride tank installation

# CAPITAL PROJECTS UPDATE

## 23E: Buildings A, B, & C Repairs and Upgrades


Capital Project:	Building C Upgrades & Building A Upgrades/Modifications
Location:	2888 S 3600 W
Consultant:	Design West Architects
Contractor:	Achieve Contracting, LLC
Design Progress:	100%
Construction Progress:	95%

**Project Description:** Needed updates to GHID Buildings A, B, and C include replacement of garage doors, lights, ceiling tiles, doors, and new paint.

**Project Update:** The project is now substantially complete. The contractor is now working on completing the punch list.



Newly installed garage doors in operation



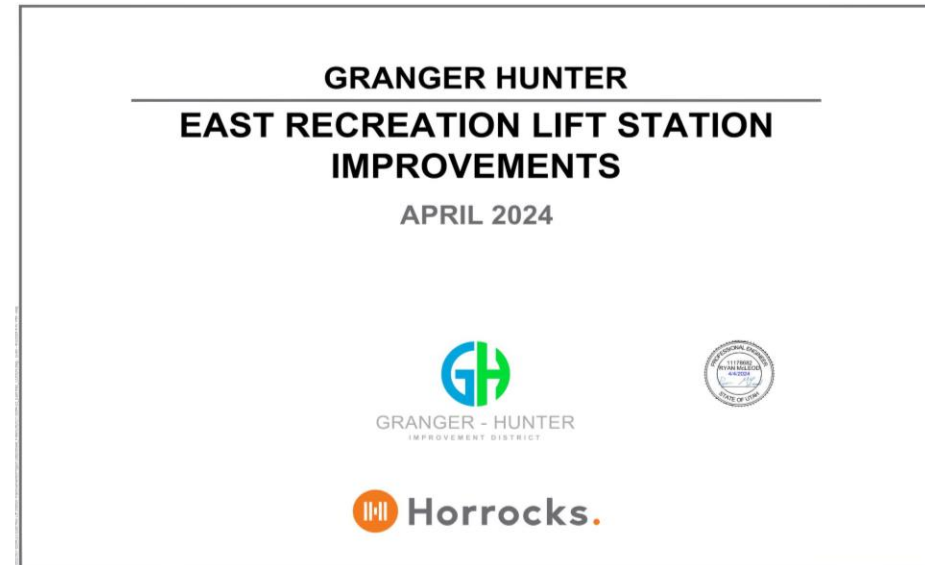
Painted doors in wash bay

## 23F: East Rec. Lift Station Improvement Project

Capital Project:	East Rec Rehab
Location:	1360 3100 S
Consultant:	Horrocks
Contractor:	TBD
Design Progress:	100%
Construction Progress:	0%

**Project Description:** Replacement of the non-functional cathodic protection system and lining of the wet well.

**Project Update:** See Capital Project Approvals.



# CAPITAL PROJECTS UPDATE

## 23G: Chesterfield & Warner Exhaust System Upgrades

Capital Project:	Chesterfield Wet Well Exhaust System, Warner Dry Well Exhaust System
Location:	2600 S 5370 W (Warner Upgrades) 1247 W 2320 S (Chesterfield Upgrades)
Consultant:	Bowen, Collins, & Associates
Contractor:	Pipe Rehab Specialists (Warner Upgrades) Innovative Sheet Metal (Chesterfield Upgrades)
Design Progress:	100%
Construction Progress:	100% (Warner Upgrades) 5% (Chesterfield Upgrades)

**Project Description:** Replacement of exhaust systems at both Chesterfield and Warner.

**Project Update:** Construction for the Chesterfield Exhaust Upgrades to begin in June or July due to long lead times for the transformer.

## 23I: Anderson Water Treatment Plant

Capital Project:	Anderson Treatment Plant
Location:	1629 W 2320 S
Consultant:	J-U-B Engineers
Contractor:	TBD
Design Progress:	75%
Construction Progress:	0%

**Project Description:** Water Treatment Plant at the Well No. 16 site to remove manganese/iron/ammonia from Well No. 16 and future Well No. 18, partially funded by Bureau of Reclamation and DDW Emerging Contaminants Grants.

**Project Update: 60.** See capital project approvals for update. Contractor Pre-Qualification RFSOQ was posted to U3P on April 30<sup>th</sup>, with a due date of June 6<sup>th</sup>.

# CAPITAL PROJECTS UPDATE

## 23L: Well No. 18 Drilling & Development

Capital Project:	Well No. 18
Location:	2305 South 1130 West
Consultant:	Hansen, Allen & Luce
Contractor:	TBD
Design Progress:	100%
Construction Progress:	0%

**Project Description:** Drilling of new Well No. 18 near Well No. 16 as part of the Anderson Water Treatment Plant.

**Project Update:** See capital project approvals.

## 23L-1: Well No. 18 Equipping

Capital Project:	Well No. 18
Location:	2305 South 1130 West
Consultant:	Hansen, Allen & Luce
Contractor:	TBD
Design Progress:	10%
Construction Progress:	0%

**Project Description:** Drilling of new Well No. 18 near Well No. 16 as part of the Anderson Water Treatment Plant.

**Project Update:** Site improvements design is underway. Placement of the proposed location for the well house is sent out to West Valley City and the state for comments.

GRANGER-HUNTER  
IMPROVEMENT DISTRICT

Well #18  
Development Project

BIDDING DOCUMENTS



Project Geologist

HANSEN, ALLEN, & LUCE, INC.  
Consultants/Engineers  
859 W. South Jordan Pkwy, Ste. 200  
South Jordan, UT 84095  
(801) 566-5599

04/2024  
019.27.100

COPY NO. \_\_\_\_\_

INSIDE COVER  
PAGE 00.00.01 - 1

GRANGER-HUNTER  
IMPROVEMENT DISTRICT

Well #18  
Drilling Project

BIDDING DOCUMENTS



Project Geologist

HANSEN, ALLEN, & LUCE, INC.  
Consultants/Engineers  
859 W. South Jordan Pkwy, Ste. 200  
South Jordan, UT 84095  
(801) 566-5599

04/2024  
019.27.100

COPY NO. \_\_\_\_\_

INSIDE COVER  
PAGE 00.00.01 - 1



# CAPITAL PROJECTS UPDATE

## 23V: Decker Main WWPS Emergency Repairs

Capital Project:	N/A
Location:	2900 S I-215
Consultant:	GHID Staff (Vaults) Bowen, Collins, & Associates (Discharge Header)
Contractor:	TBD
Design Progress:	0%
Construction Progress:	50% (Vaults) 0% (Discharge Header)

**Project Description:** Replace coupler and valves in vault and discharge header at the Decker Main Wastewater Pump Station.

**Project Update:** GHID staff replumbed the existing vault with two new 24" gate valves and fittings. The District is in the process of installing two new discharge bypass vaults. Each vault will be fitted with a 16" gate valve.

The District has retained Bowen, Collins & Associates to provide design and construction services for the discharge header replacement. The existing knife gate valves will also be replaced as part of this work.

## 23W: Acord Booster Pump Flooring and Painting

Capital Project:	N/A
Location:	1490 W 3100 S
Consultant:	GHID Staff
Contractor:	Corrio Construction
Design Progress:	100%
Construction Progress:	30%

**Project Description:** Epoxy paint the flooring and paint doors.

**Project Update:** Contractor has suspended work until actuator valves are in stock.

# CAPITAL PROJECTS UPDATE

## 24A: Sewer Rehabilitation Project

Capital Project:	2024 Sewer Lining & Manhole Rehabilitation
Location:	Various Sites
Consultant:	GHID Staff
Contractor:	Inliner Solutions, LLC
Design Progress:	100%
Construction Progress:	0%

**Project Description:** Rehabilitate wastewater pipeline using CIPP lining method.

**Project Update:** The contractor has begun installations. Work will begin along Parkway Boulevard.

## 24D: Wastewater Channel Grinder Replacements

Capital Project:	Channel Grinders
Location:	Montec (2261 South 3270 West) Pleasant Valley (6158 West 2920 South)
Consultant:	GHID Staff
Contractor:	-
Design Progress:	N/A
Construction Progress:	0%

**Project Description:** Solicit proposals for the next 5 years of channel grinder replacements for the District's wastewater lift stations.

**Project Update:** The three channel grinders have been ordered.

# CAPITAL PROJECTS UPDATE

## 24E: Fire Hydrant Replacement Project

Capital Project:	Fire Hydrant Replacements
Location:	Various Sites
Consultant:	GHID Staff
Contractor:	-
Design Progress:	100%
Construction Progress:	0%

**Project Description:** Replacement of fire hydrants that no longer operate properly and have reached their useful life.

**Project Update:** See Capital Project Approvals.

## 24F: Sewer Rehabilitation Project

Capital Project:	2024 Sewer Lining & Manhole Rehabilitation
Location:	Various Sites
Consultant:	GHID Staff
Contractor:	Insituform Technologies, LLC
Design Progress:	100%
Construction Progress:	0%

**Project Description:** Rehabilitate wastewater pipeline using CIPP lining method.

**Project Update:** The contractor has begun sending over submittals for review. It is anticipated that work will begin in mid-July and extend up through the end of July.

# CAPITAL PROJECTS UPDATE

## 24G: Lift Station Pump Replacement

Capital Project:	2024 Lift Station Pump Replacement
Location:	Various Sites
Consultant:	GHID Staff
Contractor:	TBD
Design Progress:	100%
Construction Progress:	0%

**Project Description:** Purchase and replace Lift Station Pumps throughout the District.

**Project Update:** Working on next pump replacement.

## SRF and BOR Grant Application Assistance

Capital Project:	Small Design Support
Location:	Various Sites
Consultant:	J-U-B Engineers, Inc.
Application Progress:	100%
Construction Progress:	N/A

**Project Description:** Assistance with various grant applications to obtain outside funding.

**Project Update:** Refer to Infrastructure Funding Opportunities Table for statuses of various grants.

# SMALL PROJECTS UPDATE

## Plant Topography

Capital Project: -  
Location: 1360 W 3100 S  
Consultant: GHID (design)  
Meridian Engineering, Inc. (survey)  
Design Progress: 10%  
Construction Progress: N/A

**Project Description:** Survey and topography work is being done to determine the amount of fill that can be brought in if the canal property is acquired next to our existing spoils site.

**Project Update:** The site survey is complete. Design work to begin shortly.

# CAPITAL PROJECTS MAP

## Capital Projects

### Capital Projects - Current

#### CIP Status

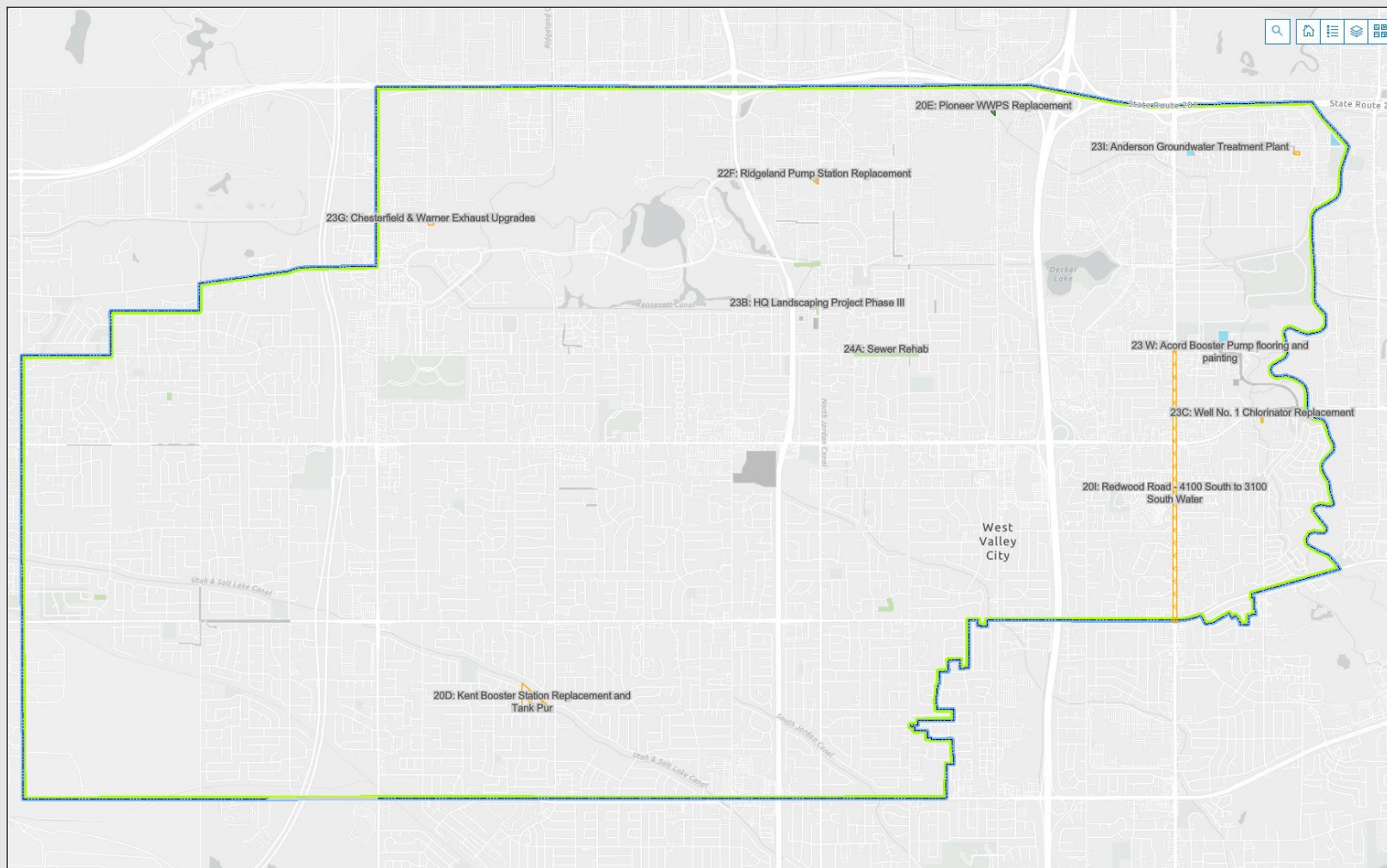
- Under Design
- Constructed
- Designed
- Finished
- Planning
- Under Construction
- others

### Capital Projects - Completed 2 years

- 

### Boundary

- GHID Boundary



### Projects completed Last 2 years

- 20D: Kent Booster Station Replacement and Tank Pur
- 20A: Redwood Road - 4100 South to 3100 South Water
- 20E: Pioneer WWPS Replacement
- 21J GHID Headquarters Landscaping Phase 2
- 22F: Ridgeland Pump Station Replacement
- 23B: HQ Landscaping Project Phase III
- 23C: Well No. 1 Chlorinator Replacement

### Completed Projects

- 20B: Rushton Groundwater Treatment Plant
- 20G: Building B Expansion
- 21H: Well No. 16 Chlorinator
- 21J GHID Headquarters Landscaping Phase 2
- 22B Sewer Rehabilitation Project
- 22D: 4100 S 6400 W 4700 S
- 22E Rawhide, Cochise, Hawkeye & Blackhawk



# Project Activity vs Budget Report By Project Number

Date Range: 01/01/2024 - 12/31/2024

Project Number	Project Name	Group	Project Type	Status					
<a href="#">20A</a>	REDWOOD ROAD SEWERLINE PROJECT	CAP EX	WASTEWATER	Active					
<b>Expenses</b>					<b>Date Range</b>	<b>Beginning</b>		<b>Ending</b>	<b>Budget</b>
<b>Account Key</b>	<b>Account Name</b>	<b>Encumbrances</b>	<b>Total Budget</b>	<b>Budget</b>	<b>Balance</b>	<b>Total Activity</b>	<b>Balance</b>	<b>Remaining</b>	
<a href="#">20ACONSTMGMT</a>	REDWOOD RD SEWER CONSTR...	18,715.00	30,000.00	30,000.00	0.00	0.00	0.00	11,285.00	
<a href="#">20ACONSTRUCTION</a>	REDWOOD RD SEWER CONSTR...	869,955.00	910,000.00	910,000.00	0.00	0.00	0.00	40,045.00	
<a href="#">20ADESIGN</a>	DESIGN	0.00	49,032.40	0.00	131,311.98	0.00	131,311.98	-82,279.58	
<a href="#">20AINSPECTION</a>	REDWOOD RD SEWER SUPPLE...	6,241.50	58.50	0.00	58.50	0.00	58.50	-6,241.50	
<a href="#">20APERMITS</a>	PERMITS	0.00	30,000.00	30,000.00	0.00	0.00	0.00	30,000.00	
<b>Total Expenses:</b>		<b>894,911.50</b>	<b>1,019,090.90</b>	<b>970,000.00</b>	<b>131,370.48</b>	<b>0.00</b>	<b>131,370.48</b>	<b>-7,191.08</b>	
<b>20A Total:</b>		<b>894,911.50</b>	<b>1,019,090.90</b>	<b>970,000.00</b>	<b>131,370.48</b>	<b>0.00</b>	<b>131,370.48</b>	<b>-7,191.08</b>	
<a href="#">20B</a>	RUSHTON WATER TREATMENT PLANT	CAP EX	WATER	Active					
<b>Expenses</b>					<b>Date Range</b>	<b>Beginning</b>		<b>Ending</b>	<b>Budget</b>
<b>Account Key</b>	<b>Account Name</b>	<b>Encumbrances</b>	<b>Total Budget</b>	<b>Budget</b>	<b>Balance</b>	<b>Total Activity</b>	<b>Balance</b>	<b>Remaining</b>	
<a href="#">20BCONSTMGMT</a>	CONSTRUCTION MANAGEMENT	0.00	900,867.46	63,000.00	837,867.46	62,323.19	900,190.65	676.81	
<a href="#">20BCONSTRUCTION</a>	CONSTRUCTION	0.00	10,386,797.01	0.00	10,386,797.01	0.00	10,386,797.01	0.00	
<a href="#">20BEASEMENT</a>	EASEMENTS	0.00	38,580.00	0.00	38,580.00	0.00	38,580.00	0.00	
<a href="#">20BUTILITYWORK</a>	3RD PARTY UTILITY WORK	0.00	386.56	0.00	386.56	0.00	386.56	0.00	
<b>Total Expenses:</b>		<b>0.00</b>	<b>11,326,631.03</b>	<b>63,000.00</b>	<b>11,263,631.03</b>	<b>62,323.19</b>	<b>11,325,954.22</b>	<b>676.81</b>	
<b>20B Total:</b>		<b>0.00</b>	<b>11,326,631.03</b>	<b>63,000.00</b>	<b>11,263,631.03</b>	<b>62,323.19</b>	<b>11,325,954.22</b>	<b>676.81</b>	
<a href="#">20D</a>	KENT PUMP STATION REPLACEMENT ...	CAP EX	WATER	Active					
<b>Expenses</b>					<b>Date Range</b>	<b>Beginning</b>		<b>Ending</b>	<b>Budget</b>
<b>Account Key</b>	<b>Account Name</b>	<b>Encumbrances</b>	<b>Total Budget</b>	<b>Budget</b>	<b>Balance</b>	<b>Total Activity</b>	<b>Balance</b>	<b>Remaining</b>	
<a href="#">20DCONSTMGT</a>	20D CONSTRUCTION MANAG...	246,918.39	687,733.25	550,000.00	190,840.80	67,471.83	258,312.63	182,502.23	
<a href="#">20DCONSTRUCTION</a>	CONSTRUCTION	3,540,752.03	14,444,045.05	3,900,000.00	10,543,345.05	1,890,139.70	12,433,484.75	-1,530,191.73	
<a href="#">20DDESIGNCONTRACT</a>	20D DESIGN CONTRACT	0.00	189,488.10	0.00	8,580.55	0.00	8,580.55	180,907.55	
<a href="#">20DPERMITS/EASEMENTS</a>	PERMITS & EASEMENTS	0.00	56,000.00	50,000.00	6,700.00	35,710.00	42,410.00	13,590.00	
<a href="#">20DTANKPURCHASE</a>	TANK PURCHASE	0.00	1,520,665.00	0.00	1,520,665.00	0.00	1,520,665.00	0.00	
<b>Total Expenses:</b>		<b>3,787,670.42</b>	<b>16,897,931.40</b>	<b>4,500,000.00</b>	<b>12,270,131.40</b>	<b>1,993,321.53</b>	<b>14,263,452.93</b>	<b>-1,153,191.95</b>	
<b>20D Total:</b>		<b>3,787,670.42</b>	<b>16,897,931.40</b>	<b>4,500,000.00</b>	<b>12,270,131.40</b>	<b>1,993,321.53</b>	<b>14,263,452.93</b>	<b>-1,153,191.95</b>	
<a href="#">20E</a>	PIONEER WWPS REPLACEMENT	CAP EX	WASTEWATER	Active					
<b>Expenses</b>					<b>Date Range</b>	<b>Beginning</b>		<b>Ending</b>	<b>Budget</b>
<b>Account Key</b>	<b>Account Name</b>	<b>Encumbrances</b>	<b>Total Budget</b>	<b>Budget</b>	<b>Balance</b>	<b>Total Activity</b>	<b>Balance</b>	<b>Remaining</b>	
<a href="#">20ECONSTMGT</a>	CONSTRUCTION MANAGEMENT	0.00	165,992.90	15,000.00	150,905.74	3,095.25	154,000.99	11,991.91	
<a href="#">20ECONSTRUCTION</a>	CONSTRUCTION	0.00	3,617,211.16	19,000.00	3,598,298.32	-16,560.68	3,581,737.64	35,473.52	

Project Activity vs Budget Report

Date Range: 01/01/2024 - 12/31/2024

Project Number	Project Name	Group	Project Type	Status					
<a href="#">20ESCADA</a>	PIONEER WWPS SCADA WORK		0.00	23,726.70	0.00	23,726.70	0.00	23,726.70	0.00
<b>Total Expenses:</b>			<b>0.00</b>	<b>3,806,930.76</b>	<b>34,000.00</b>	<b>3,772,930.76</b>	<b>-13,465.43</b>	<b>3,759,465.33</b>	<b>47,465.43</b>
<b>20E Total:</b>			<b>0.00</b>	<b>3,806,930.76</b>	<b>34,000.00</b>	<b>3,772,930.76</b>	<b>-13,465.43</b>	<b>3,759,465.33</b>	<b>47,465.43</b>

[20I](#) REDWOOD ROAD WATERLINE PROJECT CAP EX WATER Active

Expenses	Account Key	Account Name	Encumbrances	Total Budget	Date Range Budget	Beginning Balance	Total Activity	Ending Balance	Budget Remaining
<a href="#">20ICONSTMGMT</a>		REDWOOD RD WATER CONST...	116,250.75	254,489.25	235,000.00	19,489.25	1,503.00	20,992.25	117,246.25
<a href="#">20ICONSTRUCTION</a>		REDWOOD RD WATERLINE CO...	7,102,931.34	12,353,229.88	8,137,213.00	4,216,016.88	311,096.78	4,527,113.66	723,184.88
<a href="#">20IDESIGN</a>		DESIGN	0.00	259,513.16	0.00	63,354.79	0.00	63,354.79	196,158.37
<a href="#">20IINSPECTION</a>		REDWOOD RD WATER SUPPLE...	81,520.00	620.00	0.00	620.00	0.00	620.00	-81,520.00
<a href="#">20IPI</a>		REDWOOD RD PUBLIC INVOLV...	32,067.39	67,267.06	50,000.00	17,267.06	0.00	17,267.06	17,932.61
<b>Total Expenses:</b>			<b>7,332,769.48</b>	<b>12,935,119.35</b>	<b>8,422,213.00</b>	<b>4,316,747.98</b>	<b>312,599.78</b>	<b>4,629,347.76</b>	<b>973,002.11</b>
<b>20I Total:</b>			<b>7,332,769.48</b>	<b>12,935,119.35</b>	<b>8,422,213.00</b>	<b>4,316,747.98</b>	<b>312,599.78</b>	<b>4,629,347.76</b>	<b>973,002.11</b>

[21F](#) SCADA MASTER PLAN CAP EX FACILITIES Active

Expenses	Account Key	Account Name	Encumbrances	Total Budget	Date Range Budget	Beginning Balance	Total Activity	Ending Balance	Budget Remaining
<a href="#">21FCONTRACT</a>		CONTRACT	121,892.80	395,009.27	200,000.00	194,349.27	30,107.20	224,456.47	48,660.00
<a href="#">21FWIN911</a>		WIN911 SOFTWARE	0.00	0.00	0.00	660.00	0.00	660.00	-660.00
<b>Total Expenses:</b>			<b>121,892.80</b>	<b>395,009.27</b>	<b>200,000.00</b>	<b>195,009.27</b>	<b>30,107.20</b>	<b>225,116.47</b>	<b>48,000.00</b>
<b>21F Total:</b>			<b>121,892.80</b>	<b>395,009.27</b>	<b>200,000.00</b>	<b>195,009.27</b>	<b>30,107.20</b>	<b>225,116.47</b>	<b>48,000.00</b>

[22C](#) LAKE PARK & MERRY LANE SUBDIVISI... CAP EX WATER Active

Expenses	Account Key	Account Name	Encumbrances	Total Budget	Date Range Budget	Beginning Balance	Total Activity	Ending Balance	Budget Remaining
<a href="#">22CCHANGEORDER</a>		CHANGE ORDERS	0.00	106,043.68	0.00	311,393.53	0.00	311,393.53	-205,349.85
<a href="#">22CCONSTMGMT</a>		CONSTRUCTION MANAGEMENT	0.00	77,568.00	0.00	32,809.25	0.00	32,809.25	44,758.75
<a href="#">22CCONSTRUCTION</a>		CONSTRUCTION	0.00	2,094,475.52	0.00	1,889,125.67	0.00	1,889,125.67	205,349.85
<a href="#">22CDESIGN</a>		DESIGN	0.00	0.00	0.00	15,288.75	0.00	15,288.75	-15,288.75
<a href="#">22CPI</a>		PUBLIC INVOLVEMENT	0.00	19,197.25	0.00	19,197.25	0.00	19,197.25	0.00
<b>Total Expenses:</b>			<b>0.00</b>	<b>2,297,284.45</b>	<b>0.00</b>	<b>2,267,814.45</b>	<b>0.00</b>	<b>2,267,814.45</b>	<b>29,470.00</b>
<b>22C Total:</b>			<b>0.00</b>	<b>2,297,284.45</b>	<b>0.00</b>	<b>2,267,814.45</b>	<b>0.00</b>	<b>2,267,814.45</b>	<b>29,470.00</b>

[22D](#) 4100 SOUTH & 4700 SOUTH WATERLI... CAP EX WATER Active

Expenses	Account Key	Account Name	Encumbrances	Total Budget	Date Range Budget	Beginning Balance	Total Activity	Ending Balance	Budget Remaining
<a href="#">22DCHANGEORDERS</a>		22D CHANGE ORDERS	0.00	112,324.55	0.00	112,324.55	0.00	112,324.55	0.00
<a href="#">22DCONSTMGMT</a>		22D CONSTRUCTION ADMINIS...	0.00	98,627.48	0.00	36,506.23	0.00	36,506.23	62,121.25
<a href="#">22DCONSTRUCTION</a>		22D CONSTRUCTION	0.00	2,439,354.98	0.00	2,439,354.98	0.00	2,439,354.98	0.00
<a href="#">22DDESIGN</a>		22D ENGINEERING DESIGN	0.00	0.00	0.00	58,324.75	0.00	58,324.75	-58,324.75
<a href="#">22DDESIGNAMENDMENTS</a>		22D DESIGN AMENDMENTS	0.00	0.00	0.00	3,796.50	0.00	3,796.50	-3,796.50



Project Activity vs Budget Report

Date Range: 01/01/2024 - 12/31/2024

Project Number	Project Name	Group	Project Type	Status					
<a href="#">22DPI</a>	22D PUBLIC INVOLVEMENT		0.00	26,443.94	0.00	26,443.94	0.00	26,443.94	0.00
<b>Total Expenses:</b>			<b>0.00</b>	<b>2,676,750.95</b>	<b>0.00</b>	<b>2,676,750.95</b>	<b>0.00</b>	<b>2,676,750.95</b>	<b>0.00</b>
<b>22D Total:</b>			<b>0.00</b>	<b>2,676,750.95</b>	<b>0.00</b>	<b>2,676,750.95</b>	<b>0.00</b>	<b>2,676,750.95</b>	<b>0.00</b>

[22F](#)

Expenses		Date Range	Beginning	Ending	Budget
Account Key	Account Name	Budget	Balance	Balance	Remaining
<a href="#">22FCHANGEORDER</a>	CONSTRUCTION CHANGE ORD...	17,491.73	160,143.33	29,000.00	131,143.33
<a href="#">22FCONSTMGMT</a>	CONSTRUCTION MANAGEMENT	32,958.67	136,825.29	50,000.00	86,825.29
<a href="#">22FCONSTRUCTION</a>	CONSTRUCTION	1,130,428.55	2,983,557.45	1,871,000.00	1,112,557.45
<a href="#">22FDESIGN</a>	DESIGN	0.00	328,056.46	0.00	328,056.46
<a href="#">22FPERMITS</a>	WVC PERMIT FEES	0.00	1,767.00	0.00	1,767.00
<b>Total Expenses:</b>		<b>1,180,878.95</b>	<b>3,610,349.53</b>	<b>1,950,000.00</b>	<b>1,660,349.53</b>
<b>22F Total:</b>		<b>1,180,878.95</b>	<b>3,610,349.53</b>	<b>1,950,000.00</b>	<b>1,660,349.53</b>

[22H](#)

Expenses		Date Range	Beginning	Ending	Budget
Account Key	Account Name	Budget	Balance	Balance	Remaining
<a href="#">22HCONSTBATH</a>	WATER INNOVATION CENTER ...	0.00	15,000.00	15,000.00	0.00
<a href="#">22HCONSTRUCTION</a>	CONSTRUCTION	0.00	138,879.66	0.00	138,879.66
<b>Total Expenses:</b>		<b>0.00</b>	<b>153,879.66</b>	<b>15,000.00</b>	<b>138,879.66</b>
<b>22H Total:</b>		<b>0.00</b>	<b>153,879.66</b>	<b>15,000.00</b>	<b>138,879.66</b>

[23C](#)

Expenses		Date Range	Beginning	Ending	Budget
Account Key	Account Name	Budget	Balance	Balance	Remaining
<a href="#">23C DESIGN</a>	23C DESIGN	475.00	30,700.00	0.00	30,700.00
<a href="#">23CCHANGEORDER</a>	23C CONSTRUCTION CHANGE ...	0.00	3,000.00	3,000.00	0.00
<a href="#">23CCONST</a>	CONSTRUCTION	147,137.80	579,880.00	235,000.00	344,880.00
<a href="#">23CCONSTMGMT</a>	23C CONSTRUCTION MANAGE...	3,023.00	23,069.50	10,000.00	13,069.50
<b>Total Expenses:</b>		<b>150,635.80</b>	<b>636,649.50</b>	<b>248,000.00</b>	<b>388,649.50</b>
<b>23C Total:</b>		<b>150,635.80</b>	<b>636,649.50</b>	<b>248,000.00</b>	<b>388,649.50</b>

[23D](#)

Expenses		Date Range	Beginning	Ending	Budget
Account Key	Account Name	Budget	Balance	Balance	Remaining
<a href="#">23DCONSTAMEND</a>	23D CONSTRUCTION MANAG...	0.00	0.00	0.00	0.00
<a href="#">23DCONSTMGMT</a>	CONSTRUCTION MANAGEMENT	69,390.82	81,000.00	81,000.00	0.00
<a href="#">23DCONSTRUCTION</a>	CONSTRUCTION	1,017,730.00	1,080,000.00	1,080,000.00	0.00
<a href="#">23DDESIGN</a>	23D ENGINEERING DESIGN	4,340.55	62,403.22	35,000.00	27,403.22
<b>Total Expenses:</b>		<b>1,091,461.37</b>	<b>1,223,403.22</b>	<b>1,196,000.00</b>	<b>27,403.22</b>

Project Activity vs Budget Report

Date Range: 01/01/2024 - 12/31/2024

Project Number	Project Name	Group	Project Type	Status					
		<b>23D Total:</b>	<b>1,091,461.37</b>	<b>1,223,403.22</b>	<b>1,196,000.00</b>	<b>27,403.22</b>	<b>6,756.23</b>	<b>34,159.45</b>	<b>97,782.40</b>

[23E](#) BUILDINGS A B & C UPGRADES AND ... CAP EX FACILITIES Active

Expenses				Date Range	Beginning		Ending	Budget
Account Key	Account Name	Encumbrances	Total Budget	Budget	Balance	Total Activity	Balance	Remaining
<a href="#">23EBLDGACHANGEORDER</a>	BUILDING A CHANGE ORDERS	1,802.67	14,570.00	14,570.00	0.00	11,908.02	11,908.02	859.31
<a href="#">23EBLDGACONSTAMEND</a>	CM AMANDEMENTS FOR BLDG...	0.00	770.00	770.00	0.00	770.00	770.00	0.00
<a href="#">23EBLDGADESIGNAMEND</a>	DESIGN AMENDMENT FOR BUI...	238.64	6,781.36	0.00	6,781.36	0.00	6,781.36	-238.64
<a href="#">23EBLDGBCHANGEORDER</a>	BUILDING B CHANGE ORDERS	5,065.20	8,522.00	8,522.00	0.00	2,521.43	2,521.43	935.37
<a href="#">23EBLDGBDESIGNAMEND</a>	DESIGN AMENDMENT FOR BUI...	383.13	1,016.87	0.00	1,016.87	0.00	1,016.87	-383.13
<a href="#">23EBLDGCCHANGEORDER</a>	BUILDING C CHANGE ORDERS	901.33	3,522.00	3,522.00	0.00	2,521.43	2,521.43	99.24
<a href="#">23EBLDGCDESIGNAMEND</a>	DESIGN AMENDMENT FOR BUI...	0.00	200.00	0.00	200.00	0.00	200.00	0.00
<a href="#">23EBUILDINGACM</a>	BUILDING A CONSTRUCTION ...	1,122.47	798.22	0.00	798.22	618.24	1,416.46	-1,740.71
<a href="#">23EBUILDINGACONST</a>	BUILDING A CONSTRUCTION	3,602.44	262,240.00	258,639.00	3,601.00	264,406.94	268,007.94	-9,370.38
<a href="#">23EBUILDINGADESIGN</a>	BUILDING A DESIGN	0.00	8,473.43	0.00	8,473.43	0.00	8,473.43	0.00
<a href="#">23EBUILDINGBCM</a>	BUILDING B CONSTRUCTION ...	389.63	252.89	0.00	252.89	152.21	405.10	-541.84
<a href="#">23EBUILDINGBCONST</a>	BUILDING B CONSTRUCTION	16,700.00	65,000.00	64,600.00	400.00	47,500.00	47,900.00	400.00
<a href="#">23EBUILDINGBDESIGN</a>	BUILDING B DESIGN	0.00	5,167.53	0.00	5,167.53	0.00	5,167.53	0.00
<a href="#">23EBUILDINGCCM</a>	BUILDING C CONSTRUCTION M...	1,542.48	980.01	0.00	980.01	597.85	1,577.86	-2,140.33
<a href="#">23EBUILDINGCDESIGN</a>	BUILDING C DESIGN	0.00	9,755.04	0.00	9,755.04	0.00	9,755.04	0.00
<a href="#">23EBUILDINGCCONST</a>	BUILDING C CONSTRUCTION	0.00	329,499.80	263,014.00	66,485.80	211,412.17	277,897.97	51,601.83
<a href="#">23EOFFICESUPPLIES</a>	BUILDING A OFFICE IMPROVE...	0.00	1,000.00	1,000.00	0.00	580.64	580.64	419.36
<a href="#">23EPROGRAM</a>	BUILDING A 2ND FLOOR PROG...	0.00	595.00	0.00	595.00	0.00	595.00	0.00
<a href="#">23EROOFCONSTMGMT</a>	BUILDING A REROOF CONSTRU...	0.00	3,360.00	0.00	3,360.00	0.00	3,360.00	0.00
<a href="#">23EROOFCONSTRUCTION</a>	BUILDING A REROOF CONSTRU...	0.00	177,188.60	0.00	177,188.60	0.00	177,188.60	0.00
<a href="#">23EROOFDESIGN</a>	BUILDING A REROOF DESIGN	0.00	13,440.00	0.00	13,440.00	0.00	13,440.00	0.00
<b>Total Expenses:</b>		<b>31,747.99</b>	<b>913,132.75</b>	<b>614,637.00</b>	<b>298,495.75</b>	<b>542,988.93</b>	<b>841,484.68</b>	<b>39,900.08</b>
<b>23E Total:</b>		<b>31,747.99</b>	<b>913,132.75</b>	<b>614,637.00</b>	<b>298,495.75</b>	<b>542,988.93</b>	<b>841,484.68</b>	<b>39,900.08</b>

[23F](#) EAST REC CATHOTIC PROTECTION & ... CAP EX WASTEWATER Active

Expenses				Date Range	Beginning		Ending	Budget
Account Key	Account Name	Encumbrances	Total Budget	Budget	Balance	Total Activity	Balance	Remaining
<a href="#">23FCONSTR</a>	CONSTRUCTION	0.00	345,000.00	345,000.00	0.00	0.00	0.00	345,000.00
<a href="#">23FDEDSIGN</a>	DESIGN	10,500.92	17,349.58	0.00	17,349.58	20,949.50	38,299.08	-31,450.42
<b>Total Expenses:</b>		<b>10,500.92</b>	<b>362,349.58</b>	<b>345,000.00</b>	<b>17,349.58</b>	<b>20,949.50</b>	<b>38,299.08</b>	<b>313,549.58</b>
<b>23F Total:</b>		<b>10,500.92</b>	<b>362,349.58</b>	<b>345,000.00</b>	<b>17,349.58</b>	<b>20,949.50</b>	<b>38,299.08</b>	<b>313,549.58</b>

[23G](#) CHESTERFIELD & WARNER EXHAUST ... CAP EX WASTEWATER Active

Expenses				Date Range	Beginning		Ending	Budget
Account Key	Account Name	Encumbrances	Total Budget	Budget	Balance	Total Activity	Balance	Remaining
<a href="#">23G Design</a>	23G Design	0.00	20,090.75	0.00	20,090.75	2,809.25	22,900.00	-2,809.25
<a href="#">23G DESIGN AMEND</a>	Design Amendments	0.00	0.00	0.00	0.00	0.00	0.00	0.00
<a href="#">23GCHANGEORDER</a>	CHESTERFIELD WWPS EXHAUST...	0.00	800.00	800.00	0.00	0.00	0.00	800.00

Project Activity vs Budget Report

Date Range: 01/01/2024 - 12/31/2024

Project Number	Project Name	Group	Project Type	Status					
<a href="#">23GCONSTRMGMT</a>	23G CONSTRUCTION MANAG...		4,448.50	5,300.00	5,300.00	0.00	851.50	851.50	0.00
<a href="#">23GCONSTR</a>	CONSTRUCTION		0.00	160,000.00	132,500.00	27,500.00	0.00	27,500.00	132,500.00
<b>Total Expenses:</b>			<b>4,448.50</b>	<b>186,190.75</b>	<b>138,600.00</b>	<b>47,590.75</b>	<b>3,660.75</b>	<b>51,251.50</b>	<b>130,490.75</b>

**23G Total: 4,448.50 186,190.75 138,600.00 47,590.75 3,660.75 51,251.50 130,490.75**

[23I](#)      ANDERSON WTP      CAP EX      WATER      Active

Expenses	Account Key	Account Name	Encumbrances	Total Budget	Date Range Budget	Beginning Balance	Total Activity	Ending Balance	Budget Remaining
<a href="#">23I Design</a>		Anderson WTP Design	508,672.17	731,196.81	700,000.00	31,196.81	205,931.72	237,128.53	-14,603.89
<a href="#">23I DESIGN AMENDMENT</a>		ANDERSON WTP DESIGN AME...	14,855.70	19,300.00	19,300.00	0.00	4,444.30	4,444.30	0.00
<a href="#">23I Scoping Anderson Wate</a>		Anderson WTP Scoping Update	0.00	9,639.90	0.00	9,639.90	0.00	9,639.90	0.00
<a href="#">23ICONSTR</a>		ANDERSTON CONSTRUCTION	0.00	980,700.00	980,700.00	0.00	0.00	0.00	980,700.00
<b>Total Expenses:</b>			<b>523,527.87</b>	<b>1,740,836.71</b>	<b>1,700,000.00</b>	<b>40,836.71</b>	<b>210,376.02</b>	<b>251,212.73</b>	<b>966,096.11</b>
<b>23I Total:</b>			<b>523,527.87</b>	<b>1,740,836.71</b>	<b>1,700,000.00</b>	<b>40,836.71</b>	<b>210,376.02</b>	<b>251,212.73</b>	<b>966,096.11</b>

[23K](#)      LARGE METER VAULT REPLUMBS      CAP EX      WATER      Active

Expenses	Account Key	Account Name	Encumbrances	Total Budget	Date Range Budget	Beginning Balance	Total Activity	Ending Balance	Budget Remaining
<a href="#">23KMATERIALS</a>		MATERIALS FOR IN-HOUSE ME...	0.00	75,966.75	0.00	75,966.75	0.00	75,966.75	0.00
<b>Total Expenses:</b>			<b>0.00</b>	<b>75,966.75</b>	<b>0.00</b>	<b>75,966.75</b>	<b>0.00</b>	<b>75,966.75</b>	<b>0.00</b>
<b>23K Total:</b>			<b>0.00</b>	<b>75,966.75</b>	<b>0.00</b>	<b>75,966.75</b>	<b>0.00</b>	<b>75,966.75</b>	<b>0.00</b>

[23L](#)      WELL NO. 18 DRILLING & EQUIPING      CAP EX      WATER      Active

Expenses	Account Key	Account Name	Encumbrances	Total Budget	Date Range Budget	Beginning Balance	Total Activity	Ending Balance	Budget Remaining
<a href="#">23LCONSTRMGMT</a>		WELL 18 CONSTRUCTION MAN...	0.00	50,000.00	50,000.00	0.00	0.00	0.00	50,000.00
<a href="#">23LCONSTRUCTION</a>		23L WELL 18 CONSTRUCTION	0.00	1,689,000.00	1,689,000.00	0.00	0.00	0.00	1,689,000.00
<a href="#">23LDESIGN</a>		23L DESIGN ENGINEERING	372,574.25	506,144.25	474,000.00	32,144.25	34,496.45	66,640.70	66,929.30
<a href="#">23LDESIGNAMENDMENT</a>		23L WELL 18 DESIGN AMENDM...	11,937.00	17,000.00	17,000.00	0.00	4,563.00	4,563.00	500.00
<a href="#">23LPERMITS</a>		WELL 18 PERMITS AND OTHER	0.00	25,000.00	25,000.00	0.00	0.00	0.00	25,000.00
<b>Total Expenses:</b>			<b>384,511.25</b>	<b>2,287,144.25</b>	<b>2,255,000.00</b>	<b>32,144.25</b>	<b>39,059.45</b>	<b>71,203.70</b>	<b>1,831,429.30</b>
<b>23L Total:</b>			<b>384,511.25</b>	<b>2,287,144.25</b>	<b>2,255,000.00</b>	<b>32,144.25</b>	<b>39,059.45</b>	<b>71,203.70</b>	<b>1,831,429.30</b>

[23PVLAND](#)      PLEASANT VALLEY LIFTS STATION PRO...      CAP EX      WASTEWATER      Future

Expenses	Account Key	Account Name	Encumbrances	Total Budget	Date Range Budget	Beginning Balance	Total Activity	Ending Balance	Budget Remaining
<a href="#">23PVLAND</a>		LAND PURCHASE	0.00	250,000.00	250,000.00	0.00	0.00	0.00	250,000.00
<a href="#">23PVLDDESIGN</a>		PLEASANT VALLEY LIFT STATION..	0.00	350,000.00	350,000.00	0.00	0.00	0.00	350,000.00
<b>Total Expenses:</b>			<b>0.00</b>	<b>600,000.00</b>	<b>600,000.00</b>	<b>0.00</b>	<b>0.00</b>	<b>0.00</b>	<b>600,000.00</b>
<b>23PVLAND Total:</b>			<b>0.00</b>	<b>600,000.00</b>	<b>600,000.00</b>	<b>0.00</b>	<b>0.00</b>	<b>0.00</b>	<b>600,000.00</b>

[23Q](#)      PRV VAULT ELECTRICAL UPGRADES      CAP EX      FACILITIES      Active

Project Activity vs Budget Report

Date Range: 01/01/2024 - 12/31/2024

Project Number	Project Name	Group	Project Type	Status					
	<b>Expenses</b>				<b>Date Range</b>	<b>Beginning</b>		<b>Ending</b>	<b>Budget</b>
	<b>Account Key</b>	<b>Account Name</b>	<b>Encumbrances</b>	<b>Total Budget</b>	<b>Budget</b>	<b>Balance</b>	<b>Total Activity</b>	<b>Balance</b>	<b>Remaining</b>
	<a href="#">23QPROJECT</a>	PRV VAULT ELECTRICAL	0.00	82,968.70	15,000.00	67,968.70	10,735.50	78,704.20	4,264.50
		<b>Total Expenses:</b>	<b>0.00</b>	<b>82,968.70</b>	<b>15,000.00</b>	<b>67,968.70</b>	<b>10,735.50</b>	<b>78,704.20</b>	<b>4,264.50</b>
		<b>23Q Total:</b>	<b>0.00</b>	<b>82,968.70</b>	<b>15,000.00</b>	<b>67,968.70</b>	<b>10,735.50</b>	<b>78,704.20</b>	<b>4,264.50</b>
<a href="#">23T</a>	ZONE 1 RESERVOIR	CAP EX	WATER	Active					
	<b>Expenses</b>				<b>Date Range</b>	<b>Beginning</b>		<b>Ending</b>	<b>Budget</b>
	<b>Account Key</b>	<b>Account Name</b>	<b>Encumbrances</b>	<b>Total Budget</b>	<b>Budget</b>	<b>Balance</b>	<b>Total Activity</b>	<b>Balance</b>	<b>Remaining</b>
	<a href="#">23TLANDPURCHASE</a>	LAND PURCHASE	0.00	1,996,121.85	0.00	1,996,121.85	0.00	1,996,121.85	0.00
	<a href="#">23TPERMITS</a>	PERMITS	0.00	5,000.00	0.00	5,000.00	0.00	5,000.00	0.00
		<b>Total Expenses:</b>	<b>0.00</b>	<b>2,001,121.85</b>	<b>0.00</b>	<b>2,001,121.85</b>	<b>0.00</b>	<b>2,001,121.85</b>	<b>0.00</b>
		<b>23T Total:</b>	<b>0.00</b>	<b>2,001,121.85</b>	<b>0.00</b>	<b>2,001,121.85</b>	<b>0.00</b>	<b>2,001,121.85</b>	<b>0.00</b>
<a href="#">23U</a>	PARKWAY SEWER REPAIRS	CAP EX	WASTEWATER	Active					
	<b>Expenses</b>				<b>Date Range</b>	<b>Beginning</b>		<b>Ending</b>	<b>Budget</b>
	<b>Account Key</b>	<b>Account Name</b>	<b>Encumbrances</b>	<b>Total Budget</b>	<b>Budget</b>	<b>Balance</b>	<b>Total Activity</b>	<b>Balance</b>	<b>Remaining</b>
	<a href="#">23UCHANGEORDERS</a>	23U CONSTRUCTION CHANGE ...	0.00	13,494.00	0.00	13,494.00	0.00	13,494.00	0.00
	<a href="#">23UCONSTRUCTION</a>	CONSTRUCTION	0.00	99,309.00	0.00	99,309.00	0.00	99,309.00	0.00
		<b>Total Expenses:</b>	<b>0.00</b>	<b>112,803.00</b>	<b>0.00</b>	<b>112,803.00</b>	<b>0.00</b>	<b>112,803.00</b>	<b>0.00</b>
		<b>23U Total:</b>	<b>0.00</b>	<b>112,803.00</b>	<b>0.00</b>	<b>112,803.00</b>	<b>0.00</b>	<b>112,803.00</b>	<b>0.00</b>
<a href="#">23V</a>	DECKER MAIN EMERGENCY REPAIRS	CAP EX	WASTEWATER	Active					
	<b>Expenses</b>				<b>Date Range</b>	<b>Beginning</b>		<b>Ending</b>	<b>Budget</b>
	<b>Account Key</b>	<b>Account Name</b>	<b>Encumbrances</b>	<b>Total Budget</b>	<b>Budget</b>	<b>Balance</b>	<b>Total Activity</b>	<b>Balance</b>	<b>Remaining</b>
	<a href="#">23VCONSTMGMT</a>	23V CONST MGMT HEADER PIP...	22,604.00	22,604.00	22,604.00	0.00	0.00	0.00	0.00
	<a href="#">23VCONSTR</a>	DECKER MAIN EMERGENCY CO...	0.00	280,000.00	280,000.00	0.00	261,927.03	261,927.03	18,072.97
	<a href="#">23VDESIGN</a>	23V DESIGN FOR HEADER PIPI...	26,046.00	26,046.00	26,046.00	0.00	0.00	0.00	0.00
		<b>Total Expenses:</b>	<b>48,650.00</b>	<b>328,650.00</b>	<b>328,650.00</b>	<b>0.00</b>	<b>261,927.03</b>	<b>261,927.03</b>	<b>18,072.97</b>
		<b>23V Total:</b>	<b>48,650.00</b>	<b>328,650.00</b>	<b>328,650.00</b>	<b>0.00</b>	<b>261,927.03</b>	<b>261,927.03</b>	<b>18,072.97</b>
<a href="#">23W</a>	ACORD BOOSTER PUMP FLOORING A...	CAP EX	FACILITIES	Active					
	<b>Expenses</b>				<b>Date Range</b>	<b>Beginning</b>		<b>Ending</b>	<b>Budget</b>
	<b>Account Key</b>	<b>Account Name</b>	<b>Encumbrances</b>	<b>Total Budget</b>	<b>Budget</b>	<b>Balance</b>	<b>Total Activity</b>	<b>Balance</b>	<b>Remaining</b>
	<a href="#">23WCHANGEORDER</a>	CONSTRUCTION CHANGE ORD...	19,786.63	20,000.00	20,000.00	0.00	0.00	0.00	213.37
	<a href="#">23WCONSTRUCTION</a>	CONSTRUCTION	5,565.25	6,000.00	6,000.00	0.00	0.00	0.00	434.75
		<b>Total Expenses:</b>	<b>25,351.88</b>	<b>26,000.00</b>	<b>26,000.00</b>	<b>0.00</b>	<b>0.00</b>	<b>0.00</b>	<b>648.12</b>
		<b>23W Total:</b>	<b>25,351.88</b>	<b>26,000.00</b>	<b>26,000.00</b>	<b>0.00</b>	<b>0.00</b>	<b>0.00</b>	<b>648.12</b>
<a href="#">24A</a>	2024 SEWER REHABILITATION PROJECT	CAP EX	WASTEWATER	Active					
	<b>Expenses</b>				<b>Date Range</b>	<b>Beginning</b>		<b>Ending</b>	<b>Budget</b>
	<b>Account Key</b>	<b>Account Name</b>	<b>Encumbrances</b>	<b>Total Budget</b>	<b>Budget</b>	<b>Balance</b>	<b>Total Activity</b>	<b>Balance</b>	<b>Remaining</b>

**Project Activity vs Budget Report**

Date Range: 01/01/2024 - 12/31/2024

Project Number	Project Name	Group	Project Type	Status					
	<a href="#">24A</a> CONSTRUCTION	CONSTRUCTION	0.00	795,000.00	795,000.00	0.00	0.00	0.00	795,000.00
		<b>Total Expenses:</b>	<b>0.00</b>	<b>795,000.00</b>	<b>795,000.00</b>	<b>0.00</b>	<b>0.00</b>	<b>0.00</b>	<b>795,000.00</b>
		<b>24A Total:</b>	<b>0.00</b>	<b>795,000.00</b>	<b>795,000.00</b>	<b>0.00</b>	<b>0.00</b>	<b>0.00</b>	<b>795,000.00</b>

[24B](#)

Expenses	Account Key	Account Name	Encumbrances	Total Budget	Date Range Budget	Beginning Balance	Total Activity	Ending Balance	Budget Remaining
	<a href="#">24BEQUIP</a>	SEWER FLOW MONITORING E...	0.00	45,000.00	45,000.00	0.00	16,432.35	16,432.35	28,567.65
		<b>Total Expenses:</b>	<b>0.00</b>	<b>45,000.00</b>	<b>45,000.00</b>	<b>0.00</b>	<b>16,432.35</b>	<b>16,432.35</b>	<b>28,567.65</b>
		<b>24B Total:</b>	<b>0.00</b>	<b>45,000.00</b>	<b>45,000.00</b>	<b>0.00</b>	<b>16,432.35</b>	<b>16,432.35</b>	<b>28,567.65</b>

[24C](#)

Expenses	Account Key	Account Name	Encumbrances	Total Budget	Date Range Budget	Beginning Balance	Total Activity	Ending Balance	Budget Remaining
	<a href="#">24CVAULTREPLUMBS</a>	LARGE METER VAULT REPLUM...	0.00	630,000.00	630,000.00	0.00	8,614.22	8,614.22	621,385.78
		<b>Total Expenses:</b>	<b>0.00</b>	<b>630,000.00</b>	<b>630,000.00</b>	<b>0.00</b>	<b>8,614.22</b>	<b>8,614.22</b>	<b>621,385.78</b>
		<b>24C Total:</b>	<b>0.00</b>	<b>630,000.00</b>	<b>630,000.00</b>	<b>0.00</b>	<b>8,614.22</b>	<b>8,614.22</b>	<b>621,385.78</b>

[24CHERRY](#)

Expenses	Account Key	Account Name	Encumbrances	Total Budget	Date Range Budget	Beginning Balance	Total Activity	Ending Balance	Budget Remaining
	<a href="#">24CHERRYDESIGN</a>	DESIGN	0.00	100,000.00	100,000.00	0.00	0.00	0.00	100,000.00
		<b>Total Expenses:</b>	<b>0.00</b>	<b>100,000.00</b>	<b>100,000.00</b>	<b>0.00</b>	<b>0.00</b>	<b>0.00</b>	<b>100,000.00</b>
		<b>24CHERRY Total:</b>	<b>0.00</b>	<b>100,000.00</b>	<b>100,000.00</b>	<b>0.00</b>	<b>0.00</b>	<b>0.00</b>	<b>100,000.00</b>

[24CHLORANALYZERS](#)

Expenses	Account Key	Account Name	Encumbrances	Total Budget	Date Range Budget	Beginning Balance	Total Activity	Ending Balance	Budget Remaining
	<a href="#">24CHORANALYZERS</a>	CHLORINE ANALYZERS	0.00	17,500.00	17,500.00	0.00	0.00	0.00	17,500.00
		<b>Total Expenses:</b>	<b>0.00</b>	<b>17,500.00</b>	<b>17,500.00</b>	<b>0.00</b>	<b>0.00</b>	<b>0.00</b>	<b>17,500.00</b>
		<b>24CHLORANALYZERS Total:</b>	<b>0.00</b>	<b>17,500.00</b>	<b>17,500.00</b>	<b>0.00</b>	<b>0.00</b>	<b>0.00</b>	<b>17,500.00</b>

[24CUSTPORTAGG](#)

Expenses	Account Key	Account Name	Encumbrances	Total Budget	Date Range Budget	Beginning Balance	Total Activity	Ending Balance	Budget Remaining
	<a href="#">24CUSTPORTAGG</a>	CUSTOMER PORTAL AGGREGAT...	0.00	200,000.00	200,000.00	0.00	0.00	0.00	200,000.00
		<b>Total Expenses:</b>	<b>0.00</b>	<b>200,000.00</b>	<b>200,000.00</b>	<b>0.00</b>	<b>0.00</b>	<b>0.00</b>	<b>200,000.00</b>
		<b>24CUSTPORTAGG Total:</b>	<b>0.00</b>	<b>200,000.00</b>	<b>200,000.00</b>	<b>0.00</b>	<b>0.00</b>	<b>0.00</b>	<b>200,000.00</b>

[24CYBEREQUIP](#)

Expenses	Account Key	Account Name	Encumbrances	Total Budget	Date Range Budget	Beginning Balance	Total Activity	Ending Balance	Budget Remaining

Project Activity vs Budget Report

Date Range: 01/01/2024 - 12/31/2024

Project Number	Project Name	Group	Project Type	Status					
	<a href="#">24CYBEREQUP</a>	CYBERSECURITY EQUIPMENT	0.00	35,000.00	35,000.00	0.00	0.00	0.00	35,000.00
		<b>Total Expenses:</b>	<b>0.00</b>	<b>35,000.00</b>	<b>35,000.00</b>	<b>0.00</b>	<b>0.00</b>	<b>0.00</b>	<b>35,000.00</b>
	<b>24CYBEREQUP Total:</b>		<b>0.00</b>	<b>35,000.00</b>	<b>35,000.00</b>	<b>0.00</b>	<b>0.00</b>	<b>0.00</b>	<b>35,000.00</b>
<a href="#">24D</a>	2024 CHANNEL GRINDERS	CAP EX		WASTEWATER	Active				
	<b>Expenses</b>				<b>Date Range</b>	<b>Beginning</b>		<b>Ending</b>	<b>Budget</b>
	<b>Account Key</b>	<b>Account Name</b>	<b>Encumbrances</b>	<b>Total Budget</b>	<b>Budget</b>	<b>Balance</b>	<b>Total Activity</b>	<b>Balance</b>	<b>Remaining</b>
	<a href="#">24D</a>	2024 CHANNEL GRINDERS	91,824.22	140,000.00	140,000.00	0.00	0.00	0.00	48,175.78
		<b>Total Expenses:</b>	<b>91,824.22</b>	<b>140,000.00</b>	<b>140,000.00</b>	<b>0.00</b>	<b>0.00</b>	<b>0.00</b>	<b>48,175.78</b>
	<b>24D Total:</b>		<b>91,824.22</b>	<b>140,000.00</b>	<b>140,000.00</b>	<b>0.00</b>	<b>0.00</b>	<b>0.00</b>	<b>48,175.78</b>
<a href="#">24F</a>	2024 SEWER REHABILITATION PROJECT	CAP EX		WASTEWATER	Active				
	<b>Expenses</b>				<b>Date Range</b>	<b>Beginning</b>		<b>Ending</b>	<b>Budget</b>
	<b>Account Key</b>	<b>Account Name</b>	<b>Encumbrances</b>	<b>Total Budget</b>	<b>Budget</b>	<b>Balance</b>	<b>Total Activity</b>	<b>Balance</b>	<b>Remaining</b>
	<a href="#">24FCHANGEORDERS</a>	CONSTRUCTION CHANGE ORD...	0.00	0.00	0.00	0.00	0.00	0.00	0.00
	<a href="#">24FCONSTRUCTION</a>	CONSTRUCTION	377,747.00	380,000.00	380,000.00	0.00	0.00	0.00	2,253.00
		<b>Total Expenses:</b>	<b>377,747.00</b>	<b>380,000.00</b>	<b>380,000.00</b>	<b>0.00</b>	<b>0.00</b>	<b>0.00</b>	<b>2,253.00</b>
	<b>24F Total:</b>		<b>377,747.00</b>	<b>380,000.00</b>	<b>380,000.00</b>	<b>0.00</b>	<b>0.00</b>	<b>0.00</b>	<b>2,253.00</b>
<a href="#">24FHR</a>	2024 FIRE HYDRANT REPLACEMENT	CAP EX		WATER	Future				
	<b>Expenses</b>				<b>Date Range</b>	<b>Beginning</b>		<b>Ending</b>	<b>Budget</b>
	<b>Account Key</b>	<b>Account Name</b>	<b>Encumbrances</b>	<b>Total Budget</b>	<b>Budget</b>	<b>Balance</b>	<b>Total Activity</b>	<b>Balance</b>	<b>Remaining</b>
	<a href="#">24FHRMATERIALS</a>	FIRE HYDRANT MATERIALS	0.00	750,000.00	750,000.00	0.00	0.00	0.00	750,000.00
		<b>Total Expenses:</b>	<b>0.00</b>	<b>750,000.00</b>	<b>750,000.00</b>	<b>0.00</b>	<b>0.00</b>	<b>0.00</b>	<b>750,000.00</b>
	<b>24FHR Total:</b>		<b>0.00</b>	<b>750,000.00</b>	<b>750,000.00</b>	<b>0.00</b>	<b>0.00</b>	<b>0.00</b>	<b>750,000.00</b>
<a href="#">24G</a>	2024 LIFT STATION PUMP REPLACEM...	CAP EX		WASTEWATER	Active				
	<b>Expenses</b>				<b>Date Range</b>	<b>Beginning</b>		<b>Ending</b>	<b>Budget</b>
	<b>Account Key</b>	<b>Account Name</b>	<b>Encumbrances</b>	<b>Total Budget</b>	<b>Budget</b>	<b>Balance</b>	<b>Total Activity</b>	<b>Balance</b>	<b>Remaining</b>
	<a href="#">24G</a>	2024 LIFT STATION PUMP REPL...	101,519.00	140,000.00	140,000.00	0.00	0.00	0.00	38,481.00
		<b>Total Expenses:</b>	<b>101,519.00</b>	<b>140,000.00</b>	<b>140,000.00</b>	<b>0.00</b>	<b>0.00</b>	<b>0.00</b>	<b>38,481.00</b>
	<b>24G Total:</b>		<b>101,519.00</b>	<b>140,000.00</b>	<b>140,000.00</b>	<b>0.00</b>	<b>0.00</b>	<b>0.00</b>	<b>38,481.00</b>
<a href="#">24I</a>	DECKER MAIN EMERGENCY ELECTIRC ...	CAP EX		WASTEWATER	Active				
	<b>Expenses</b>				<b>Date Range</b>	<b>Beginning</b>		<b>Ending</b>	<b>Budget</b>
	<b>Account Key</b>	<b>Account Name</b>	<b>Encumbrances</b>	<b>Total Budget</b>	<b>Budget</b>	<b>Balance</b>	<b>Total Activity</b>	<b>Balance</b>	<b>Remaining</b>
	<a href="#">24ICONSTMGMT</a>	24I CONSTRUCTION MANAGE...	0.00	0.00	0.00	0.00	0.00	0.00	0.00
	<a href="#">24ICONSTR</a>	DECKER MAIN EMERGENCY CO...	0.00	14,500.00	14,500.00	0.00	13,555.84	13,555.84	944.16
	<a href="#">24IDESIGN</a>	23V DESIGN FOR HEADER PIPI...	0.00	0.00	0.00	0.00	0.00	0.00	0.00
		<b>Total Expenses:</b>	<b>0.00</b>	<b>14,500.00</b>	<b>14,500.00</b>	<b>0.00</b>	<b>13,555.84</b>	<b>13,555.84</b>	<b>944.16</b>
	<b>24I Total:</b>		<b>0.00</b>	<b>14,500.00</b>	<b>14,500.00</b>	<b>0.00</b>	<b>13,555.84</b>	<b>13,555.84</b>	<b>944.16</b>

Project Activity vs Budget Report

Date Range: 01/01/2024 - 12/31/2024

Project Number	Project Name	Group	Project Type	Status					
<a href="#">24WELL15ELECT</a>	WELL #15 ELECTRICAL UPGRADES	CAP EX	WATER	Future					
<b>Expenses</b>					<b>Date Range</b>	<b>Beginning</b>		<b>Ending</b>	<b>Budget</b>
<b>Account Key</b>	<b>Account Name</b>		<b>Encumbrances</b>	<b>Total Budget</b>	<b>Budget</b>	<b>Balance</b>	<b>Total Activity</b>	<b>Balance</b>	<b>Remaining</b>
<a href="#">24WELL15CONSTR</a>	WELL #15 ELECTRICAL CONSTR...		0.00	385,000.00	385,000.00	0.00	0.00	0.00	385,000.00
<a href="#">24WELL15CONSTRMGMT</a>	WELL #15 ELECTRICAL CONSTR...		0.00	20,000.00	20,000.00	0.00	0.00	0.00	20,000.00
<a href="#">24WELL15DESIGN</a>	WELL #15 ELECTRICAL DESIGN		0.00	40,000.00	40,000.00	0.00	0.00	0.00	40,000.00
	<b>Total Expenses:</b>		<b>0.00</b>	<b>445,000.00</b>	<b>445,000.00</b>	<b>0.00</b>	<b>0.00</b>	<b>0.00</b>	<b>445,000.00</b>
	<b>24WELL15ELECT Total:</b>		<b>0.00</b>	<b>445,000.00</b>	<b>445,000.00</b>	<b>0.00</b>	<b>0.00</b>	<b>0.00</b>	<b>445,000.00</b>
<a href="#">24WELL1REDEV</a>	WELL #1 REDEVELOPMENT	CAP EX	WATER	Future					
<b>Expenses</b>					<b>Date Range</b>	<b>Beginning</b>		<b>Ending</b>	<b>Budget</b>
<b>Account Key</b>	<b>Account Name</b>		<b>Encumbrances</b>	<b>Total Budget</b>	<b>Budget</b>	<b>Balance</b>	<b>Total Activity</b>	<b>Balance</b>	<b>Remaining</b>
<a href="#">24WELL1CONSTR</a>	WELL #1 REDEVELOPMENT CO...		0.00	275,000.00	275,000.00	0.00	0.00	0.00	275,000.00
<a href="#">24WELL1CONSTRMGMT</a>	WELL #1 REDEVELOPMENT CO...		0.00	15,000.00	15,000.00	0.00	0.00	0.00	15,000.00
<a href="#">24WELL1DESIGN</a>	WELL #1 REDEVELOPMENT DES...		0.00	15,000.00	15,000.00	0.00	0.00	0.00	15,000.00
<a href="#">24WELL1PERMIT</a>	WELL #1 REDEVELOPMENT PE...		0.00	5,000.00	5,000.00	0.00	0.00	0.00	5,000.00
	<b>Total Expenses:</b>		<b>0.00</b>	<b>310,000.00</b>	<b>310,000.00</b>	<b>0.00</b>	<b>0.00</b>	<b>0.00</b>	<b>310,000.00</b>
	<b>24WELL1REDEV Total:</b>		<b>0.00</b>	<b>310,000.00</b>	<b>310,000.00</b>	<b>0.00</b>	<b>0.00</b>	<b>0.00</b>	<b>310,000.00</b>
<a href="#">24WVC</a>	2024 WEST VALLEY CITY - OVERLAY & ...	CAP EX	WATER	Future					
<b>Expenses</b>					<b>Date Range</b>	<b>Beginning</b>		<b>Ending</b>	<b>Budget</b>
<b>Account Key</b>	<b>Account Name</b>		<b>Encumbrances</b>	<b>Total Budget</b>	<b>Budget</b>	<b>Balance</b>	<b>Total Activity</b>	<b>Balance</b>	<b>Remaining</b>
<a href="#">24WVCCONSTR</a>	WVCCONSTR		0.00	125,000.00	125,000.00	0.00	0.00	0.00	125,000.00
	<b>Total Expenses:</b>		<b>0.00</b>	<b>125,000.00</b>	<b>125,000.00</b>	<b>0.00</b>	<b>0.00</b>	<b>0.00</b>	<b>125,000.00</b>
	<b>24WVC Total:</b>		<b>0.00</b>	<b>125,000.00</b>	<b>125,000.00</b>	<b>0.00</b>	<b>0.00</b>	<b>0.00</b>	<b>125,000.00</b>

Summary

Project Summary

Project Number	Project Name	Encumbrances	Total Budget	Date Range Budget	Beginning Balance	Total Activity	Ending Balance	Budget Remaining
<a href="#">20A</a>	REDWOOD ROAD SEWERLINE PROJECT	894,911.50	1,019,090.90	970,000.00	131,370.48	0.00	131,370.48	-7,191.08
<a href="#">20B</a>	RUSHTON WATER TREATMENT PLANT	0.00	11,326,631.03	63,000.00	11,263,631.03	62,323.19	11,325,954.22	676.81
<a href="#">20D</a>	KENT PUMP STATION REPLACEMENT ...	3,787,670.42	16,897,931.40	4,500,000.00	12,270,131.40	1,993,321.53	14,263,452.93	-1,153,191.95
<a href="#">20E</a>	PIONEER WWWS REPLACEMENT	0.00	3,806,930.76	34,000.00	3,772,930.76	-13,465.43	3,759,465.33	47,465.43
<a href="#">20I</a>	REDWOOD ROAD WATERLINE PROJECT	7,332,769.48	12,935,119.35	8,422,213.00	4,316,747.98	312,599.78	4,629,347.76	973,002.11
<a href="#">21F</a>	SCADA MASTER PLAN	121,892.80	395,009.27	200,000.00	195,009.27	30,107.20	225,116.47	48,000.00
<a href="#">22C</a>	LAKE PARK & MERRY LANE SUBDIVISI...	0.00	2,297,284.45	0.00	2,267,814.45	0.00	2,267,814.45	29,470.00
<a href="#">22D</a>	4100 SOUTH & 4700 SOUTH WATERLI...	0.00	2,676,750.95	0.00	2,676,750.95	0.00	2,676,750.95	0.00
<a href="#">22F</a>	RIDGELAND PUMP STATION REPLAC...	1,180,878.95	3,610,349.53	1,950,000.00	1,660,349.53	725,228.64	2,385,578.17	43,892.41
<a href="#">22H</a>	WATER INNOVATION & METER TESTI...	0.00	153,879.66	15,000.00	138,879.66	0.00	138,879.66	15,000.00
<a href="#">23C</a>	WELL NO. 1 CHLORINATOR	150,635.80	636,649.50	248,000.00	388,649.50	13,161.72	401,811.22	84,202.48
<a href="#">23D</a>	ACORD RESERVOIR REPAIR & RECOAT...	1,091,461.37	1,223,403.22	1,196,000.00	27,403.22	6,756.23	34,159.45	97,782.40
<a href="#">23E</a>	BUILDINGS A B & C UPGRADES AND ...	31,747.99	913,132.75	614,637.00	298,495.75	542,988.93	841,484.68	39,900.08
<a href="#">23F</a>	EAST REC CATHOTIC PROTECTION & ...	10,500.92	362,349.58	345,000.00	17,349.58	20,949.50	38,299.08	313,549.58
<a href="#">23G</a>	CHESTERFIELD & WARNER EXHAUST ...	4,448.50	186,190.75	138,600.00	47,590.75	3,660.75	51,251.50	130,490.75
<a href="#">23I</a>	ANDERSON WTP	523,527.87	1,740,836.71	1,700,000.00	40,836.71	210,376.02	251,212.73	966,096.11
<a href="#">23K</a>	LARGE METER VAULT REPLUMBS	0.00	75,966.75	0.00	75,966.75	0.00	75,966.75	0.00
<a href="#">23L</a>	WELL NO. 18 DRILLING & EQUIPING	384,511.25	2,287,144.25	2,255,000.00	32,144.25	39,059.45	71,203.70	1,831,429.30
<a href="#">23PVLAND</a>	PLEASANT VALLEY LIFTS STATION PRO...	0.00	600,000.00	600,000.00	0.00	0.00	0.00	600,000.00
<a href="#">23Q</a>	PRV VAULT ELECTRICAL UPGRADES	0.00	82,968.70	15,000.00	67,968.70	10,735.50	78,704.20	4,264.50
<a href="#">23T</a>	ZONE 1 RESERVOIR	0.00	2,001,121.85	0.00	2,001,121.85	0.00	2,001,121.85	0.00
<a href="#">23U</a>	PARKWAY SEWER REPAIRS	0.00	112,803.00	0.00	112,803.00	0.00	112,803.00	0.00
<a href="#">23V</a>	DECKER MAIN EMERGENCY REPAIRS	48,650.00	328,650.00	328,650.00	0.00	261,927.03	261,927.03	18,072.97
<a href="#">23W</a>	ACORD BOOSTER PUMP FLOORING A...	25,351.88	26,000.00	26,000.00	0.00	0.00	0.00	648.12
<a href="#">24A</a>	2024 SEWER REHABILITATION PROJECT	0.00	795,000.00	795,000.00	0.00	0.00	0.00	795,000.00
<a href="#">24B</a>	2024 SEWER FLOW MONITORING EQU...	0.00	45,000.00	45,000.00	0.00	16,432.35	16,432.35	28,567.65
<a href="#">24C</a>	2024 LARGE METER VAULT REPLUMBS	0.00	630,000.00	630,000.00	0.00	8,614.22	8,614.22	621,385.78
<a href="#">24CHERRY</a>	CHERRYWOOD VILLAGE WATERLINE R...	0.00	100,000.00	100,000.00	0.00	0.00	0.00	100,000.00
<a href="#">24CHLORANALYZERS</a>	2024 CHLORINE ANALYZERS	0.00	17,500.00	17,500.00	0.00	0.00	0.00	17,500.00
<a href="#">24CUSTPORTAGG</a>	2024 CUSTOMER PORTAL AGGREGAT...	0.00	200,000.00	200,000.00	0.00	0.00	0.00	200,000.00
<a href="#">24CYBEREQUIP</a>	2024 CYBERSECURITY EQUIPMENT	0.00	35,000.00	35,000.00	0.00	0.00	0.00	35,000.00
<a href="#">24D</a>	2024 CHANNEL GRINDERS	91,824.22	140,000.00	140,000.00	0.00	0.00	0.00	48,175.78
<a href="#">24F</a>	2024 SEWER REHABILITATION PROJECT	377,747.00	380,000.00	380,000.00	0.00	0.00	0.00	2,253.00
<a href="#">24FHR</a>	2024 FIRE HYDRANT REPLACEMENT	0.00	750,000.00	750,000.00	0.00	0.00	0.00	750,000.00
<a href="#">24G</a>	2024 LIFT STATION PUMP REPLACEM...	101,519.00	140,000.00	140,000.00	0.00	0.00	0.00	38,481.00
<a href="#">24I</a>	DECKER MAIN EMERGENCY ELECTIRC ...	0.00	14,500.00	14,500.00	0.00	13,555.84	13,555.84	944.16
<a href="#">24WELL15ELECT</a>	WELL #15 ELECTRICAL UPGRADES	0.00	445,000.00	445,000.00	0.00	0.00	0.00	445,000.00
<a href="#">24WELL1REDEV</a>	WELL #1 REDEVELOPMENT	0.00	310,000.00	310,000.00	0.00	0.00	0.00	310,000.00
<a href="#">24WVC</a>	2024 WEST VALLEY CITY - OVERLAY & ...	0.00	125,000.00	125,000.00	0.00	0.00	0.00	125,000.00



**Summary**

**Project Summary**

Project Number	Project Name	Encumbrances	Total Budget	Date Range Budget	Beginning Balance	Total Activity	Ending Balance	Budget Remaining	
		<b>Report Total:</b>	<b>16,160,048.95</b>	<b>69,823,194.36</b>	<b>27,748,100.00</b>	<b>41,803,945.57</b>	<b>4,258,332.45</b>	<b>46,062,278.02</b>	<b>7,600,867.39</b>

**Group Summary**

Group	Encumbrances	Total Budget	Date Range Budget	Beginning Balance	Total Activity	Ending Balance	Budget Remaining	
CAP EX	16,160,048.95	69,823,194.36	27,748,100.00	41,803,945.57	4,258,332.45	46,062,278.02	7,600,867.39	
	<b>Report Total:</b>	<b>16,160,048.95</b>	<b>69,823,194.36</b>	<b>27,748,100.00</b>	<b>41,803,945.57</b>	<b>4,258,332.45</b>	<b>46,062,278.02</b>	<b>7,600,867.39</b>

**Type Summary**

Group	Encumbrances	Total Budget	Date Range Budget	Beginning Balance	Total Activity	Ending Balance	Budget Remaining	
FACILITIES	178,992.67	1,823,490.38	1,123,137.00	700,353.38	583,831.63	1,284,185.01	360,312.70	
WASTEWATER	1,529,601.14	7,930,514.99	3,930,750.00	4,082,044.57	303,060.04	4,385,104.61	2,015,809.24	
WATER	14,451,455.14	60,069,188.99	22,694,213.00	37,021,547.62	3,371,440.78	40,392,988.40	5,224,745.45	
	<b>Report Total:</b>	<b>16,160,048.95</b>	<b>69,823,194.36</b>	<b>27,748,100.00</b>	<b>41,803,945.57</b>	<b>4,258,332.45</b>	<b>46,062,278.02</b>	<b>7,600,867.39</b>



GRANGER-HUNTER  
IMPROVEMENT DISTRICT

---

# ENGINEERING REPORT

May 2024 Board Meeting

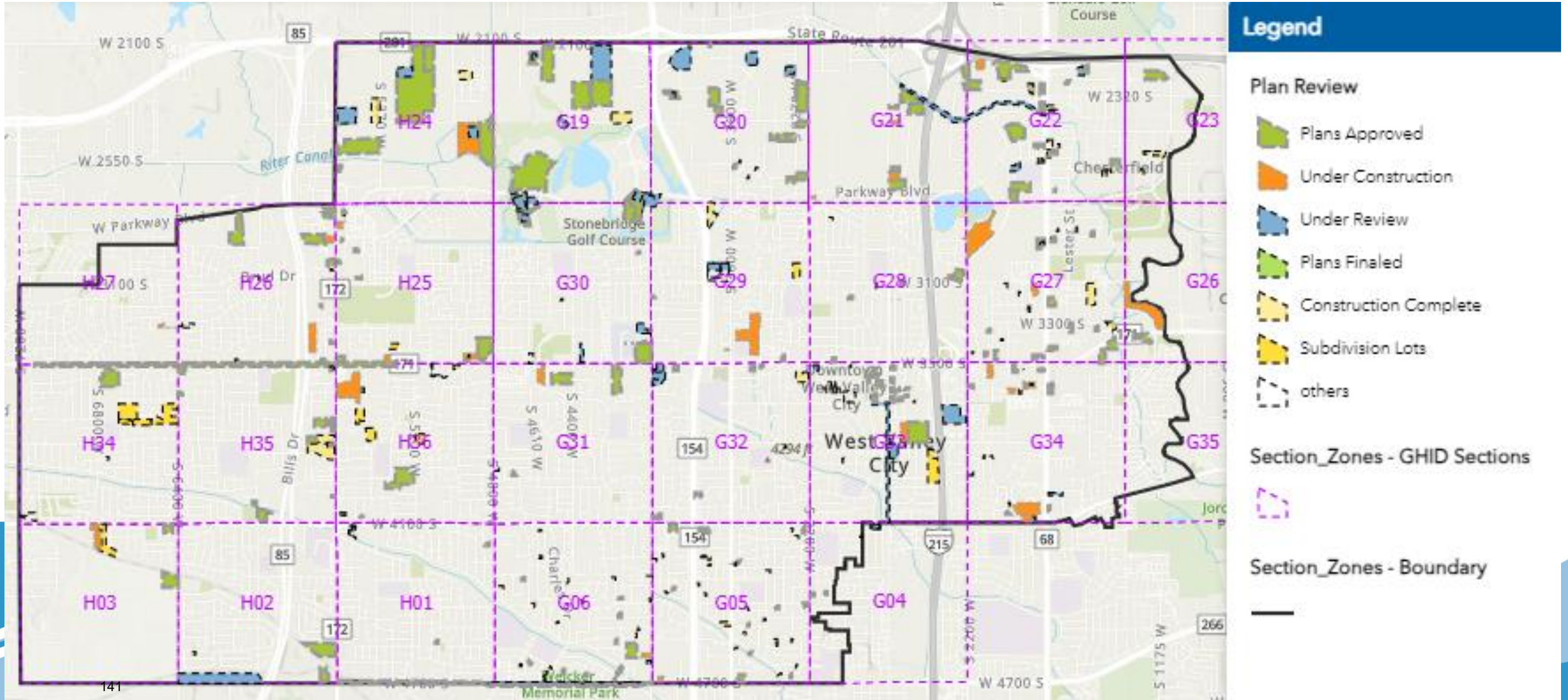
# PLAN REVIEW UPDATE

	PROJECT NAME	NOTES	ADDRESS	TYPE	STATUS
1	Wasatch WVC Office		3535 S Market St	Tenant Improvement	Project on Hold by Owner
2	Swire Coca-Cola South Warehouse Fire System	Upgrading fire sprinkler system. Double Check Detector Assembly required.	2269 S 3270 W	Tenant Improvement	Resubmittal Required
3	Fetzer Woodworking Fire System		4850 W 3500 S	Tenant Improvement	Resubmittal Required
4	Commercial Retail Development		3995 S Redwood Rd	Commercial	Resubmittal Required
5	WVC Brighton Canal Storm Drain Improvements		2600 W to Redwood Rd	Other	Resubmittal Required
6	New Life Center UPC	Constructing 2nd building.	3885 W 4100 S	Commercial	Final Approval
7	Harmons TI Fire Sprinkler System	Upgrading fire sprinkler system	3955 W 3500 S	Tenant Improvement	Resubmittal Required
8	UTA Midvalley Connector BRT Project	Bus Stations	Constitution Blvd from 3500 S - 4700 S	Other	Resubmittal Required
9	Nusano Office		4669 W Lake Park Blvd	Tenant Improvement	Final Approval
10	Ineos Fire Sprinkler System		5544 W 2400 S	Tenant Improvement	Resubmittal Required
11	Mountain America Credit Union		2551 S Redwood Rd	Commercial	Resubmittal Required
12	Granger Apartments Sewer Improvements	Replacing sewer within the complex	3348 S 4000 W	Tenant Improvement	Final Approval
13	Jack In The Box		4380 W 3500 S	Commercial	Resubmittal Required
14	Cielo Cafe		4960 W 3500 S	Tenant Improvement	Final Approval
15	<sup>139</sup> West View Park Expansion		4059 S 6000 W	Other	Final Approval

# PLAN REVIEW - CONTINUED

	PROJECT NAME	NOTES	ADDRESS	TYPE	STATUS
16	La Botana de Mama Hila		4936 W 3500 S Suites A-B	Tenant Improvement	Resubmittal Required
17	Cafe Rio Expansion Fire Sprinkler Protection		2282 S Presidents Dr	Tenant Improvement	Resubmittal Required
18	Lake Park Bldg 1 TI Fire Sprinkler Protection		4097 W Lake Park Blvd	Tenant Improvement	Resubmittal Required
19	Lansing Building Products TI Fire Sprinkler Protection		4927 W 2400 S Suite 200	Tenant Improvement	Resubmittal Required
20	American Preparatory Academy Addition		3636 W 3100 S	Tenant Improvement	Resubmittal Required
21	Wingstop		4578 S 4000 W	Tenant Improvement	Resubmittal Required
22	Creative Learning Academy Fire Sprinkler Protection		2948 S Redwood Rd	Tenant Improvement	Resubmittal Required
23	West Valley City Kiowa Way Storm Drain Project		Kiowa Way	Other	Final Approval
24	Mountain High Subdivision Infrastructure Improvements		3831 S 2700 W	Commercial	Resubmittal Required
25	Arnold Machinery Company Fire Sprinkler Protection		2975 W 2100 S	Tenant Improvement	Resubmittal Required



























# PLAN REVIEW UPDATE



# INSPECTIONS UPDATE

Projects Under  
**26**  
Inspection



-  RGA Design Center 1741 W 3100 S
-  Morrell Office Warehouse 2411 S 2700 W
-  20E Pioneer WWPS Replacement 2184 S CONSTITUTION BLVD
-  West Lake Junior High School 3400 S 3450 W
-  H2O Lofts Apartments 2864 S DECKER LAKE DR
-  Back 9 Apartments 2600 W 3800 S
-  Ark Plaza 3601 S 1950 W
-  4700 S Expansion Project 4000-5600 W on 4700 S
-  20D Kent Booster Pump Station 4404 S 4800 W
-  Mountain View Micro Flex 5718 W 3500 S
-  Day Estates Sub 3789 S 5200 W
-  Alicia's Bakery 4936 W 3500 S
-  5600 Hotel LLC 2878 S 5600 W
-  Stonebridge Bldg. 2 2785 S LEADERSHIP CT
-  Decker Station Apts 3058 S DECKER LAKE DR
-  Decker Lake Flex 3076 S DECKER LAKE DR
-  20I 3100 S - 4100 S Redwood Rd Water Project
-  22F Ridgeland Pump Station Replacement 2386 S 3600 W
-  Lake Park Lot 1A (Nusano Radioisotope) 4129 W LAKE PARK BLVD
-  Peak JCB Dealerships 4527 W SOUTH FRONTAGE RD
-  Asahi Refinery 4601 W SOUTH FRONTAGE RD
-  Heather Villas Sub 6087 W PARKWAY BLVD
-  Bonneville Townhomes 2900 S 5600 W
-  Wallace Stegner Academy 4590 S. 5600 W.
-  Catrachos Foods 4344 W. 3500 S.
-  Erin Hills Estates 5507 W 3500 S

# THE LOFTS – 4555 W 3500 S



4" sewer lateral inspection for new home construction

# NUSANO RADIOISOTOPE – 4129 W LAKE PARK BLVD



4" tap on 24" water main with thrust block



4" water lateral trench



# PRIDE TRUCKING – 5499 W 2455 S



6" fire line entering building on north side




6" riser with thrust block inside building



New water lateral installation



# PROPERTY SALES & PURCHASE



# PROPERTY SALE APPROVAL

---

- Staff Recommendation: Motion to declare surplus and approve sale of the parcel at 2248 South Constitution Blvd. to B&L Properties Management I, LLC for \$1,000.00 and authorize the General Manager to prepare, revise and execute the Real Estate Purchase Agreement, subject to legal counsel final review and approval.