

## **THE BOARD OF TRUSTEES OF THE GRANGER-HUNTER IMPROVEMENT DISTRICT**

PUBLIC NOTICE is hereby given by the Board of Trustees that Granger-Hunter Improvement District will hold a Board Meeting at 3:00 p.m. on Tuesday, September 21, 2021, at its main office located at 2888 South 3600 West, West Valley City, Utah. Trustees and members of the public are able to attend this meeting in person or electronically through [www.ghid.org](http://www.ghid.org).

### **Agenda**

#### **A. GENERAL**

1. Call to order – Welcome – Report those present for the record
2. Public Comments
3. Consider approval of the August 24, 2021 Board Meeting Minutes
4. Discuss potential conflicts of interest

#### **B. OUR TEAM**

1. Water and Sewer Master Plans – Further Revenue and Rate Discussions
  - a. Property Tax Calculation and Discussion
  - b. Funding Scenarios – Alternatives to Meet Revenue Needs
  - c. Rate Design Considerations

#### **C. OUR COMMUNITY**

1. Jordan Valley Water Conservancy District review
2. Central Valley Water Reclamation Facility review
3. Legislative Update - ARPA
4. Consider adoption of Resolution No. 09-21-21 Intent to Cancel the 2021 Election of Two Trustee Seats to the Board of the Granger-Hunter Improvement District

#### **D. OUR OPERATIONS**

1. Review & discuss Financial Report for August 2021
2. Review & discuss Paid Invoice Report for August 2021
3. Water maintenance update
4. Wastewater maintenance update
5. Water supply review
6. Capital Projects update
7. Consider an award of a Construction Contract to Broderick & Henderson Construction, LLC in the amount of \$1,410,500.00 for the 20G: Building B Addition and Remodel Project.
8. Engineering Department update

#### **E. BOARD MEMBERS INPUT, REPORTS, FOLLOW-UP ITEMS OR QUESTIONS**

#### **F. CALENDAR**

1. The next board meeting will be October 19, 2021

**MINUTES OF THE  
GRANGER-HUNTER IMPROVEMENT DISTRICT  
BOARD MEETING**

The Meeting of the Board of Trustees of the Granger-Hunter Improvement District (GHID) was held Tuesday, August 24, 2021, at 3:00 P.M. at the District office located at 2888 S. 3600 W., West Valley City, Utah.

This meeting was conducted electronically in accordance with the Utah Open and Public Meetings Act (Utah Code Ann. (1953) §§ 52-4-1 et seq.) and Chapter 7.12 of the Administrative Policy and Procedures Manual (“Electronic Meetings”).

**Trustees Present:**

Debra Armstrong	Chair
Corey Rushton	Trustee
Roger Nordgren	Trustee

**Staff Members Present:**

Jason Helm	General Manager
Todd Marti	Assistant General Manager/District Engineer
Troy Stout	Assistant General Manager/Chief Operating Officer
Michelle Ketchum	Director of Administration
Dustin Martindale	Director of Water Systems - <i>Excused</i>
Ricky Ncaise	Director of Wastewater
Victor Narteh	Director of Engineering
Justin Gallegos	Director of Information Technology - <i>Excused</i>
Austin Ballard	Controller
Dakota Cambruzzi	Human Resource Manager
Kristy Johnson	Executive Assistant
Brent Rose	Legal Counsel – Clyde Snow & Sessions PC – <i>Arrived at 3:10 pm/Left 5:30 pm</i>

**Guests:**

Adam Spackman	System Administrator, GHID
Keith Larson	Project Manager, Bowen, Collins & Associate – <i>Left meeting following presentation</i>
Marie Owens	AE2S
Steve Starr	Water Systems Division Manager, GHID – <i>Electronically</i>
Idanely Orosco	Customer Service, GHID - <i>Electronically</i>
Shawn Ellis	Water Systems Division Manager, GHID – <i>Electronically</i>
Linda Townes Cook	Jordan Valley Water Conservancy District – <i>Electronically</i>
William Snellmer	Member of the Community - <i>Electronically</i>

A copy of the exhibits referred to in these minutes is attached and incorporated by this reference. The exhibits are also included in the official minute books maintained by Granger-Hunter Improvement District.

**CALL TO ORDER**

At 3:00 P.M. Debra Armstrong called the meeting to order and recognized all those present.

**Public Comments**

There were none.

**Approval of the  
July 20, 2021  
Board Meeting Minutes**

A motion to approve the Board Meeting Minutes from July 20, 2021, was made by Roger Nordgren, followed by a second from Debra Armstrong.

The motion passed as follows;

Armstrong – aye                      Rushton – aye                      Nordgren – aye

**Conflicts of interest**

There were none.

**OUR TEAM  
Master Plan Update –  
Revenue Needs Analysis  
and Property Taxes and  
Rates Discussion**

Keith Larson, the project manager for the rate study from Bowen, Collins & Associates, presented the master plan update, revenue needs analysis and property taxes and rates plan for GHID. A discussion took place regarding property taxes and rates. Corey Rushton asked Austin Ballard to analyze the Public Good percentage to make sure that property taxes are adequately funding those amounts. Mr. Larson recommended the Board consider a statement of intent to raise the amount of property tax before the deadline of October 19, 2021. Some further property tax analysis will be done by District staff and reported on at the September 21, 2021 Board Meeting. The Board will file a statement of intent to raise the amount of property tax with the understanding that the increase will be based on the analysis results. The Board discussed a tax increase policy moving forward. – See Master Plan Update, Revenue Needs Analysis: Property Taxes and Rates report attached to these minutes for details.

**2021 Strategic Plan  
Initiatives Update**

Jason Helm presented the 2021 Strategic Plan Initiatives update. Troy Stout discussed the Water Loss Task Force Plan. Corey Rushton discussed the process for reallocation of budget line items, such as the election funds, that will no longer be used. In an effort of transparency with the General Public, Mr. Rushton asked that larger line items that are redistributed, be included in the Board financial report. – See 2021 Strategic Initiatives Quarterly Objective Performance report attached to these minutes for details.

**OUR COMMUNITY  
Jordan Valley Water  
Conservancy District  
Review**

Mr. Helm presented the August Jordan Valley Water Conservancy District update and some of the impacts of water conservation on water sales and revenue. – See Jordan Valley Water Conservancy District Update attached to these minutes for details.

**Draft Drought  
Contingency Plan  
Discussion**

Mr. Helm and Todd Marti discussed the draft drought contingency plan. The Board supports the draft plan with further support from West Valley City regarding water efficiency standards. – See Draft Drought Contingency Plan attached to these minutes for details.

**BREAK**

A short break began at 5:30 p.m. The Board Meeting resumed at 5:36 p.m.

**Central Valley Water  
Reclamation Facility  
Review**

Mr. Helm presented the August Central Valley Water Reclamation update. – See Central Valley Water Reclamation Update attached to these minutes for details.

**West Valley City Water  
Efficiency Standard  
Coordination**

Mr. Helm discussed the West Valley City Water Efficiency Standard coordination efforts. Mr. Helm explained that the District sent a letter to West Valley City and reported some response from the City. – See the Support of Existing and Future West Valley City Sustainable Practices and Programs Letter attached to these minutes for details.

**OUR OPERATIONS  
Review & Discuss  
Financial Report for  
July 2021**

Austin Ballard summarized the July Financial Report. Mr. Ballard mentioned water sales have increased over the last month however, estimations still show revenue shortages by the end of the year. Mr. Ballard discussed some ways to cover those shortages.

**Review & Discuss Paid  
Invoice Report for  
July 2021**

Mr. Ballard discussed the July check report. The July check report totaled \$4,131,120.53 coming from five categories; Jordan Valley (34%), infrastructure (26%), Central Valley (22%), taxes, payroll and benefits (8%), and other (10%).

Mr. Ballard discussed the current candidate submissions for the upcoming election and explained that the two candidates are currently serving as Board members. Mr. Ballard will present a resolution at the September 21, 2021 Board Meeting that will notify the Public of the cancellation of the upcoming election. Mr. Ballard also discussed the budget calendar. Jason Helm asked the Board to appoint a Trustee to serve on the budget committee. The Board appointed Roger Nordgren to serve on the budget committee. The committee will meet to discuss the budget on September 20, 2021 with the 2022 tentative budget binders to be dispersed at the October 19, 2021 Board Meeting and the 2022 tentative budget hearing taking place December 14, 2021. Corey Rushton noted a possible conflict with the date of December meeting. Kristy Johnson will follow-up with Mr. Rushton to verify the date.

**Water Maintenance  
Update**

Troy Stout presented the water maintenance report. – See the Water Systems Update report attached to these minutes for details.

**Consider Approval for  
the Purchase of Three  
Channel Grinders to  
JWC Environmental for  
Armstrong and Decker  
Main Pump Stations**

Mr. Stout asked the Board to consider approval for the purchase of three Channel Grinders in the amount of \$108,831.00 to JWC Environment for Armstrong and Decker Main Pump Stations. A discussion took place regarding the pump parts and sole source procurement procedures. Roger Nordgren made a motion to approve the contract as noted. Following a second from Debra Armstrong, the motion passed as follows:

Armstrong – aye

Rushton – aye

Nordgren – aye

**Wastewater  
Maintenance Update**

Mr. Stout presented the wastewater maintenance report. – See the Wastewater Systems Update report attached to these minutes for details.

**Water Supply Review**

Todd Marti discussed the water supply report. – See the Water Supply Review report attached to these minutes for details.

**Capital Projects Update**

Mr. Marti presented the capitol projects update. – See the Capitol Projects Update report attached to these minutes for details.

**Consider Approval of a  
Change Order to Silver  
Spur Construction for  
Additional Asphalt for  
the 19F: 3600 West  
Waterline Project**

Mr. Marti asked the Board to consider approval of change order to Silver Spur Construction in the amount of \$238,697.26 for additional asphalt for the 19F: 3600 West Waterline Project. After a discussion regarding the change order process, Corey Rushton made a motion to approve the change order as noted. Following a second from Debra Armstrong, the motion passed as follows:

Armstrong – aye                      Rushton – aye                      Nordgren – aye

**Engineering Department  
Update**

Mr. Marti discussed the engineering department update. – See the Engineering Department Update report attached to these minutes for details.

**ADJOURNED**

Inasmuch as all agenda items have been satisfied, Debra Armstrong made a motion to adjourn the meeting. Following a second from Roger Nordgren, the motion passed as follows and the meeting adjourned at 6:42 P.M.

Armstrong – aye                      Rushton – aye                      Nordgren – aye

Debra K. Armstrong, Chair

---


Austin Ballard, Clerk

---



# **Our Team**

- Water and Sewer  
Master Plans

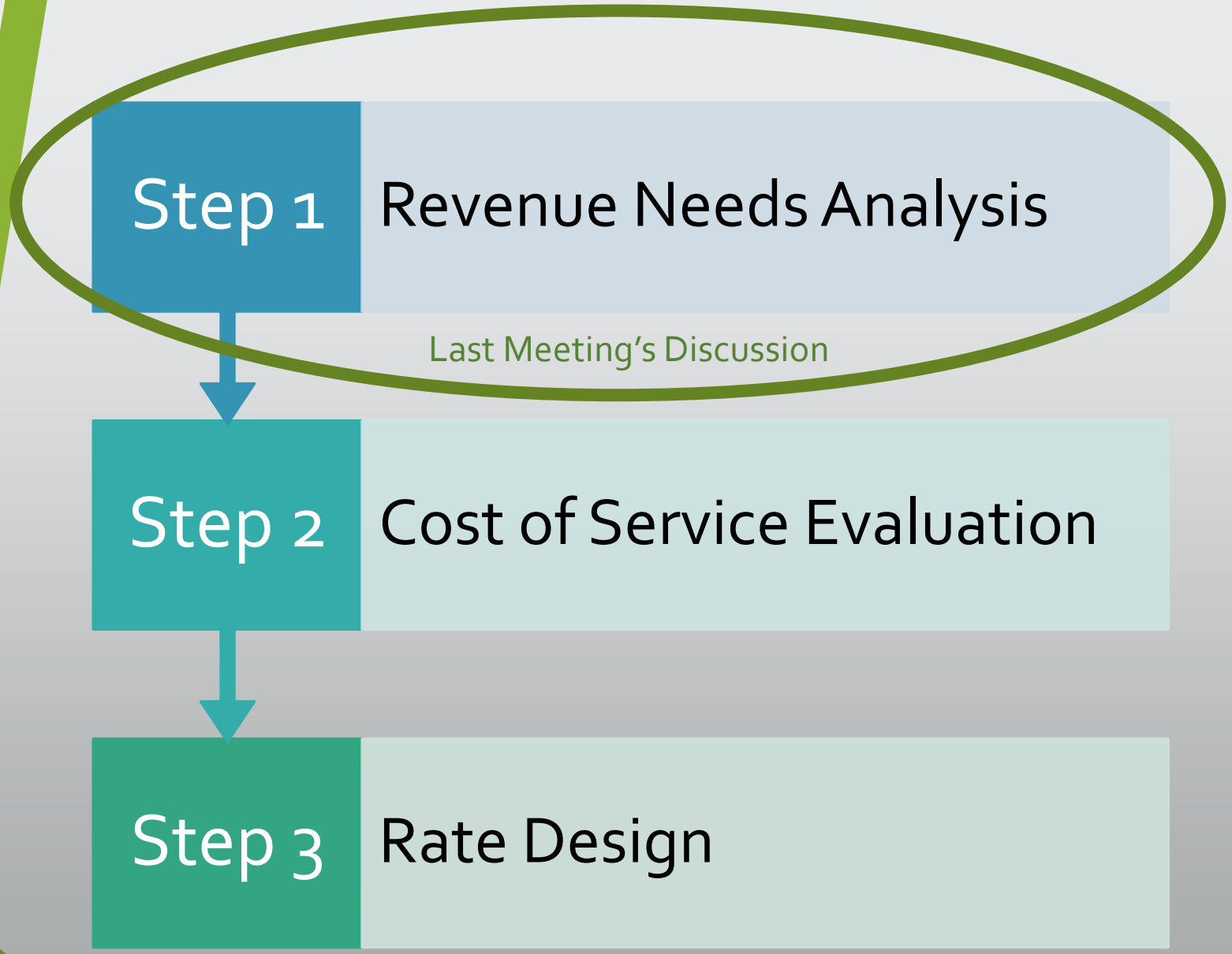


# Water and Sewer Master Plans – Further Revenue and Rate Discussions

Granger-Hunter Improvement District

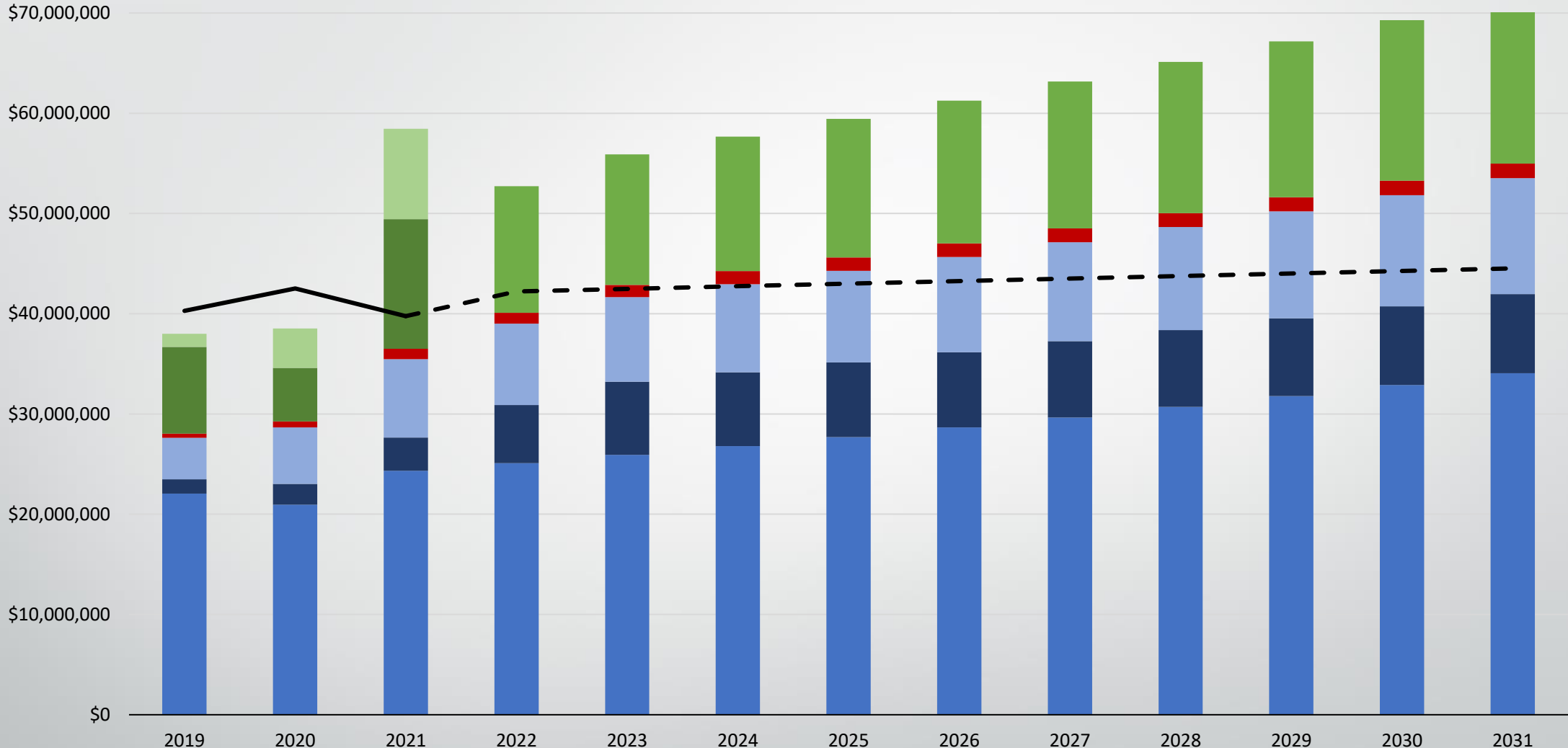
Presented by Bowen Collins & Associates and Zions Public Finance, Inc.

# Rate Study Process





# 10-Year Revenue and Expenditures



- Operating and Non-Operating Expenses
- CVWRF - Debt Service
- CVWRF - Operations
- Debt Service
- Non-SRF Capital
- SRF Capital
- Target Annual Capital Costs
- Revenue
- Projected Revenue - Existing Rates



## Revenue Needs Conclusions:

- To sustainably fund the water and sewer system, Granger-Hunter ID needs to increase total revenues by approximately 30%
- Grants, bonding and project phasing can be used to adjust how quickly this increase is implemented
- Increases in revenue can come from a combination of sources

# What's the "right" amount of property tax revenue?

- Potential calculation of Public Fire Protection costs

- AWWA Manual

- Maine Water Utilities Association Formula = 3 to 3.5%

- Public Service Commission of Wisconsin Formula = 6 to 8%

- Original Custom Analysis Per Austin = 8% (Includes current outstanding bond obligations)

- Compare to existing property tax revenue of 11%

Board Direction to Re-Analyze



# Today's Outline

- Report Back on Property Tax Issue
- Present Alternative Solutions to Revenue Needs
- Discuss Rate Design Considerations



# Report Back on Property Tax

# Property Tax Calculations

**2021 Assessed Values** \$ 9,104,272,725

**2021 Budget O&M less CVWRF bonding** \$ 32,147,339

Scenario	Revenue	Rev Incr	Prop Tax Rate	% of O&M	% Prop Tax Rate Incr
Current Rate	\$ 3,769,169	\$ -	0.000414	11.7%	-
Cost Analysis	\$ 5,335,512	\$ 1,566,343	0.000586	16.6%	41.6%
5% Rate Increase	\$ 3,957,627	\$ 188,458	0.000435	12.3%	5.0%
10% Rate Increase	\$ 4,146,086	\$ 376,917	0.000455	12.9%	10.0%
15% Rate Increase	\$ 4,334,544	\$ 565,375	0.000476	13.5%	15.0%
30% Rate Increase	\$ 4,899,920	\$ 1,130,751	0.000538	15.2%	30.0%
45% Rate Increase	\$ 5,465,295	\$ 1,696,126	0.000600	17.0%	45.0%
Max Rate	\$ 7,283,418	\$ 3,514,249	0.000800	22.7%	93.2%

# Property Tax Impact to Home and Business Owners

- The GRANGER-HUNTER IMPROVEMENT DISTRICT tax on a \$425,000 residence would increase from \$96.77 to \$136.98, which is \$40.21 per year.
- The GRANGER-HUNTER IMPROVEMENT DISTRICT tax on a \$425,000 business would increase from \$175.95 to \$249.05, which is \$73.10 per year.

# Property Tax Recommendations

- Based on anticipated “Public Good” services GHID offers, the analysis supports a property tax revenue of approximately 16% of operating expenses
- To move forward with this amount, the Board should agree to the following steps:
  - Begin the truth-in-taxation (TNT) process by notifying the county legislative body and Tax Commission of the date, time and location of the public hearing where the budget and property tax increase will be discussed
  - State the intent in this meeting to increase property taxes
  - State the dollar amount increase of \$1,566,343, or other amount as decided
  - State the purpose of the increase, which staff has identified as “Public Good” services
  - State the approximate percentage of property tax increase of 41.6%, or other amount as decided
  - Issue all appropriate advertisements and parcel specific notices. Set a public hearing date for final consideration of property tax increase (November 2021).
  - Adopt a resolution (December 2021) finalizing increase. This resolution must be sent to the county legislative body and Tax Commission.




# Central Valley Fee Assessment

## 2017

- Central Valley Water Reclamation Facility (CVWRF) begins significant facility rehabilitation
- GHID installed a \$5 per EDU fee assessment

## 2022

- Preliminary 2022 Budget CVWRF debt service charges are anticipated to increase by approximately \$3.4m
- Cumulative amounts collected from the \$5 per EDU fee will not be sufficient to cover the increasing debt service
- GHID needs to increase EDU fee to \$11.25 to cover these charges



# Alternatives to Meet Revenue Needs

# Revenue Assumptions and Needs

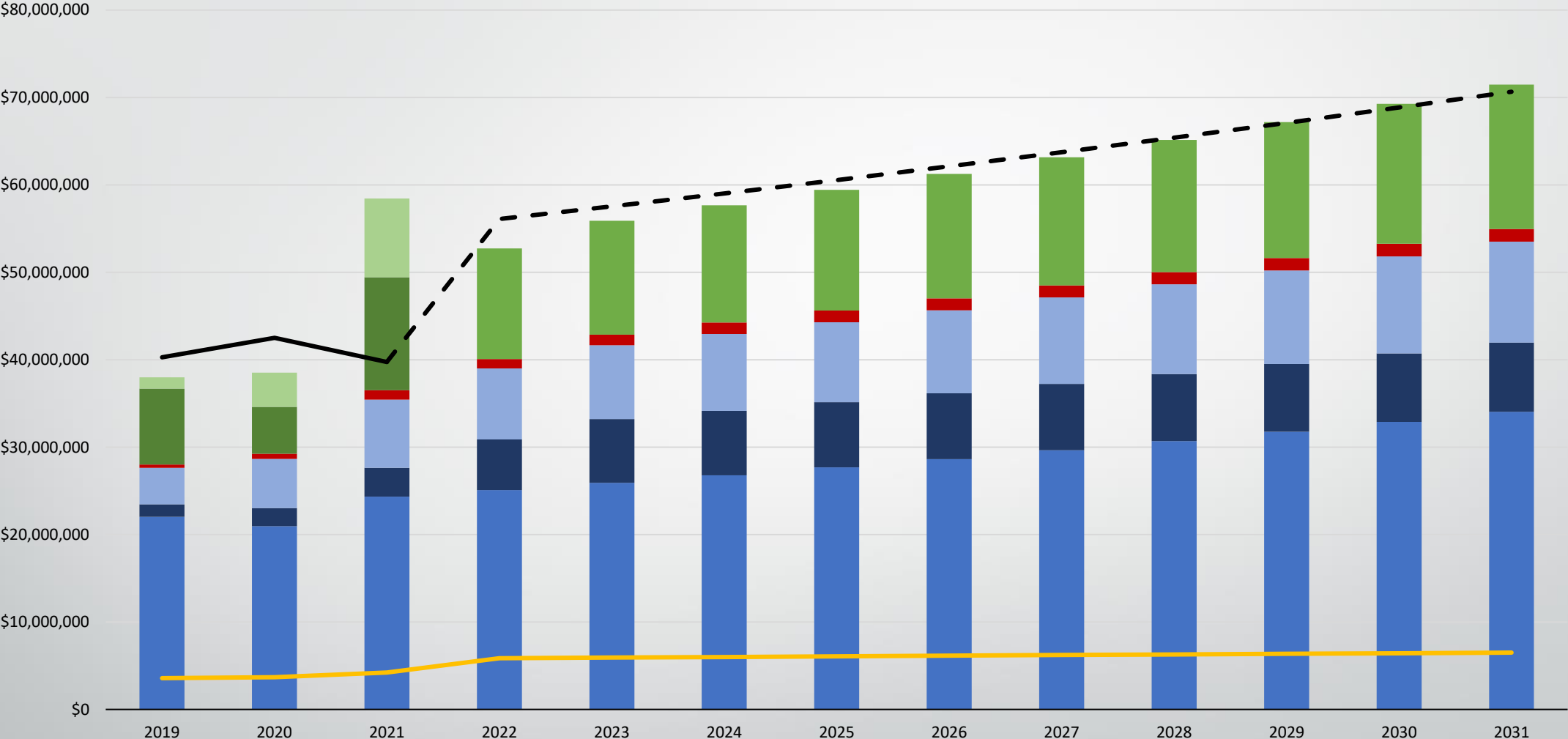
- Assumptions:
  - 42% one-time property tax increase
  - Increase the CVWRF Assessment (Ex. from \$5 to \$11.25 for Residential)
- With above assumptions revenues only reach 80% of expenses
- Revenue will still need to be increased by 20% to sustainably fund the water and sewer system

# Option A

- One-time rate increase of 40% in 2022 with annual increases of 2.5% thereafter will fill the 20% revenue gap

# Option A: 10-Year Revenue and Expenditures

Type text here

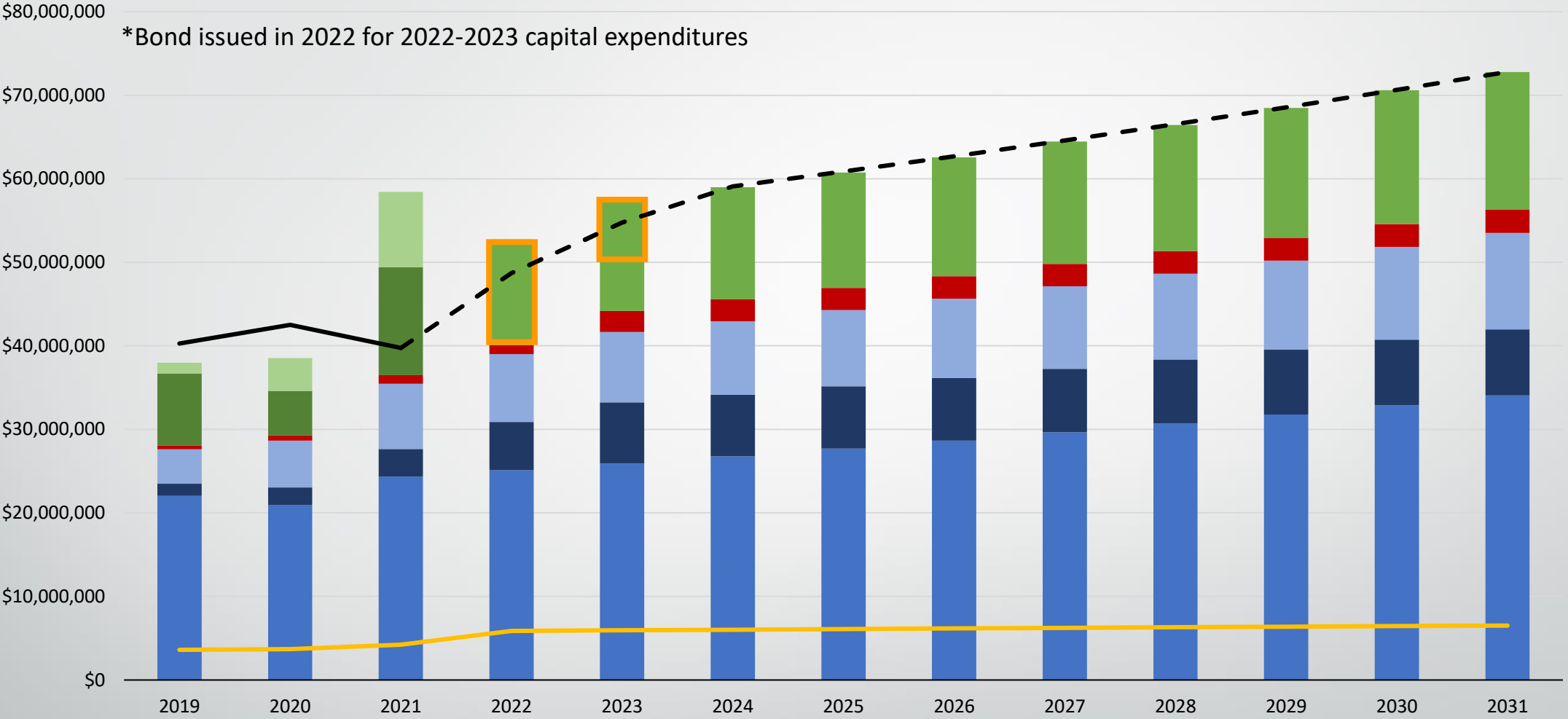


- Operating and Non-Operating Expenses
- CVWRF - Debt Service
- CVWRF - Operations
- Debt Service
- Non-SRF Capital
- SRF Capital
- Target Annual Capital Costs
- Revenue
- Property Tax Income
- - Projected Revenue

# Option B

- Initial rate increase of 17.5% in 2022
- Rate increase of 15% in 2023
- Rate increase of 9% in 2024
- Annual rate increase of 3% starting in 2025 and continuing thereafter
- Bond of \$20M in 2022 for capital costs

# Option B: 10-Year Revenue and Expenditures



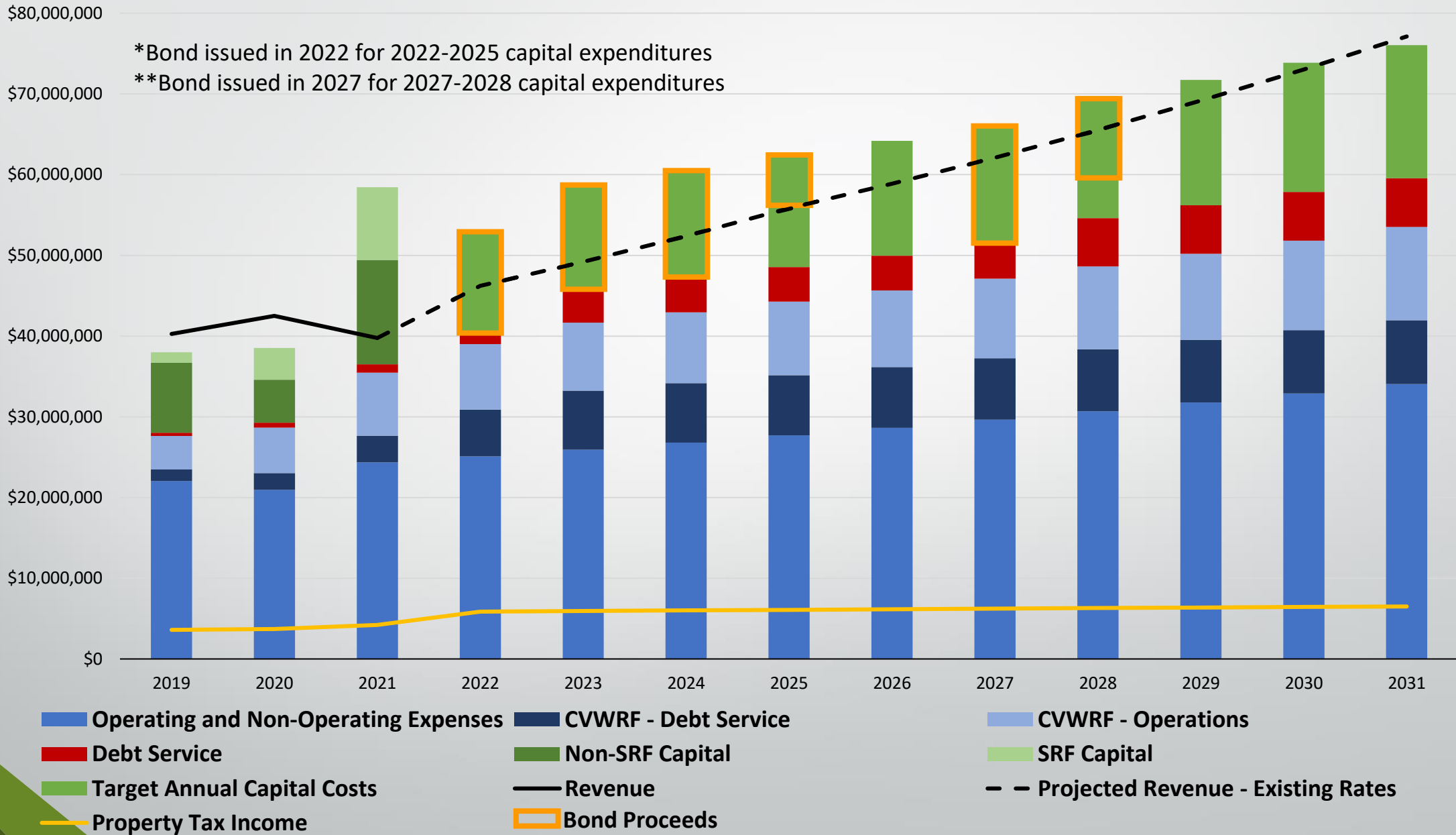
- Operating and Non-Operating Expenses
- CVWRF - Debt Service
- CVWRF - Operations
- Debt Service
- Non-SRF Capital
- SRF Capital
- Target Annual Capital Costs
- Revenue
- - Projected Revenue
- Property Tax Income
- Bond Proceeds

# Option C

- Initial rate increase of 10% in 2022
- Rate increase of 7.5% in 2023 and 2025
- Annual rate increase of 6 % in 2026 and continuing thereafter
- Bond of \$45M in 2022 for capital costs
- Bond of \$25M in 2027 for capital costs



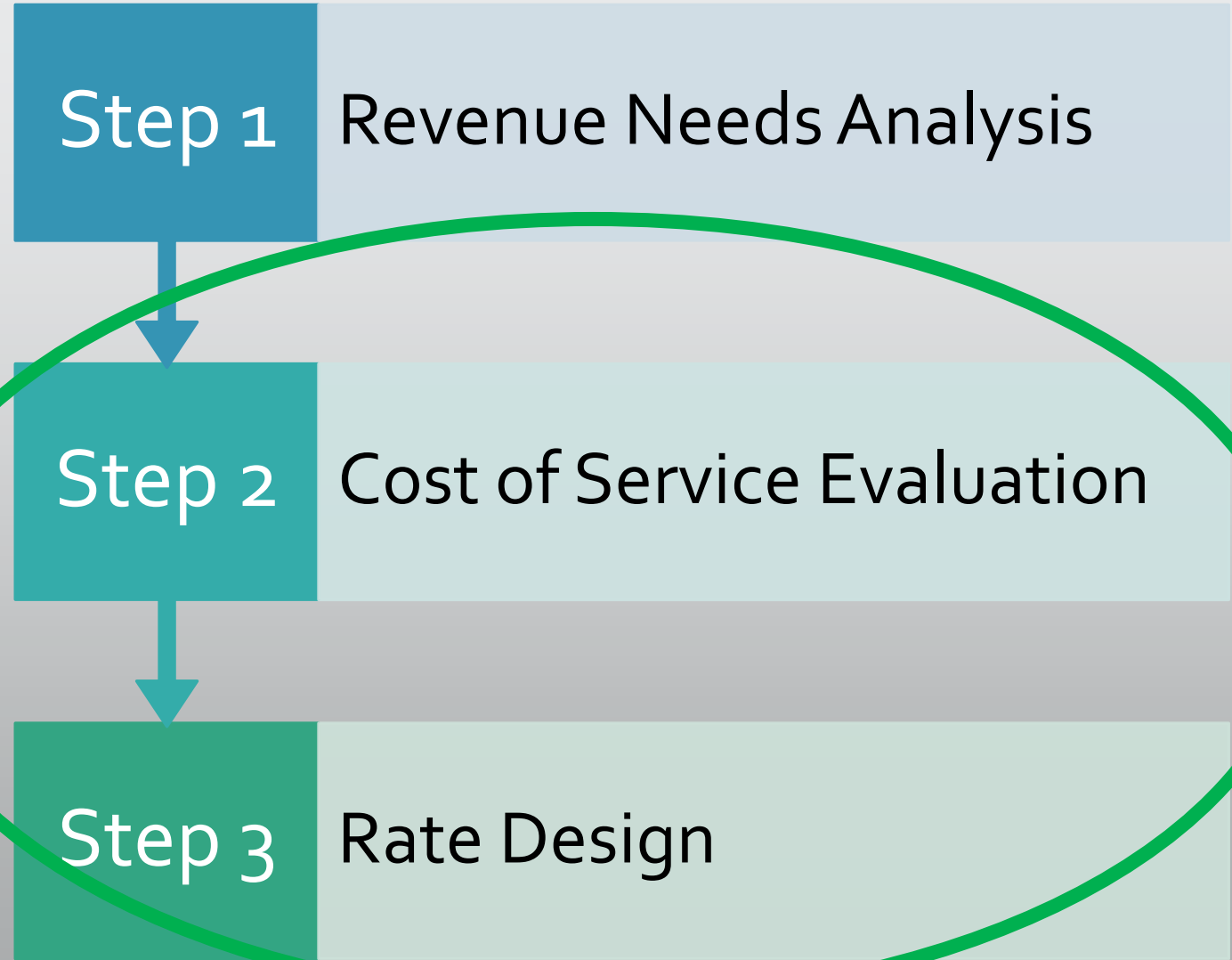
# Option C: 10-Year Revenue and Expenditures





# Rate Design Considerations

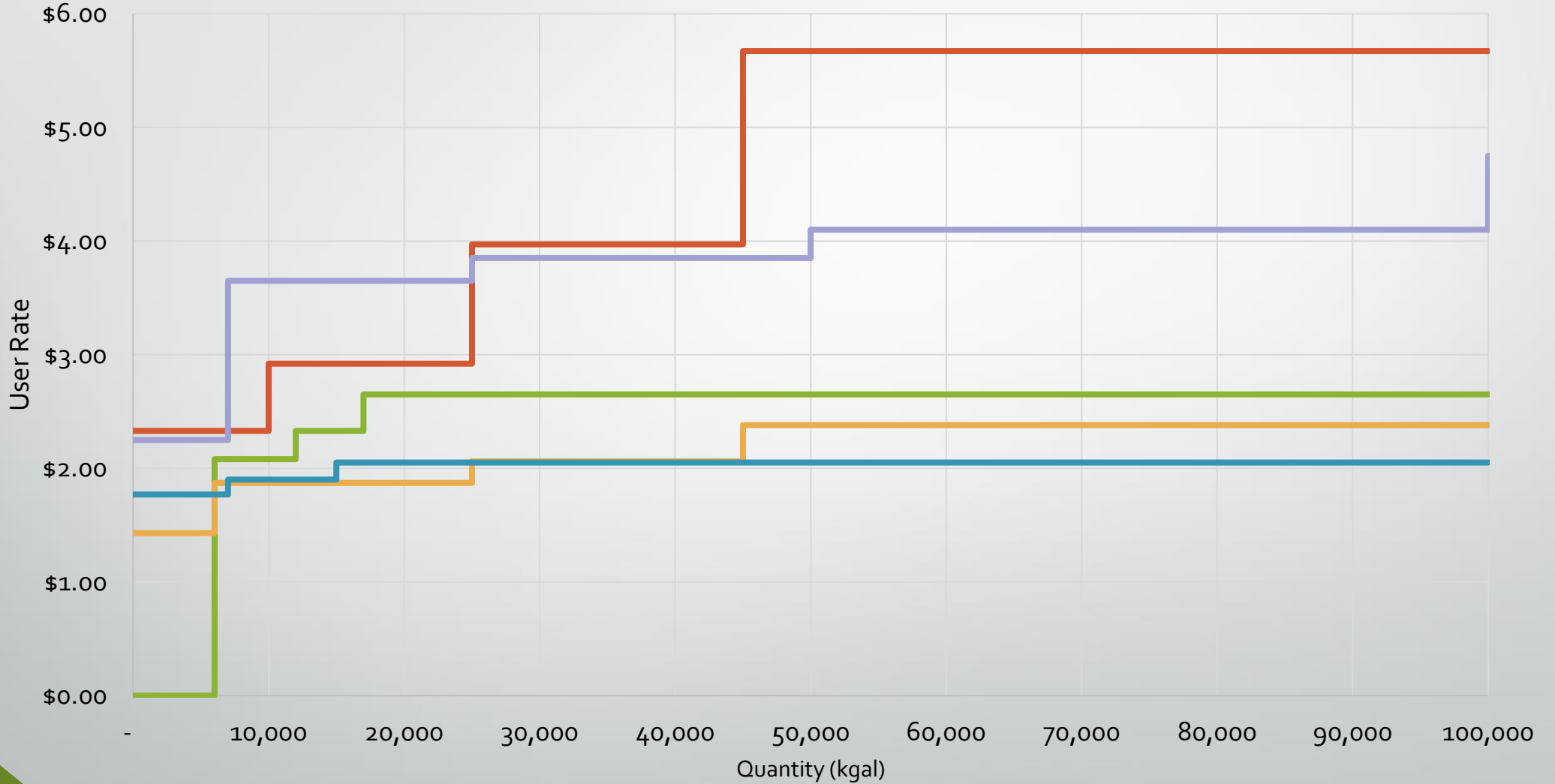
# Rate Study Process



Rate Design Issues

# Water – Tier Design

Comparison Tiered Rate

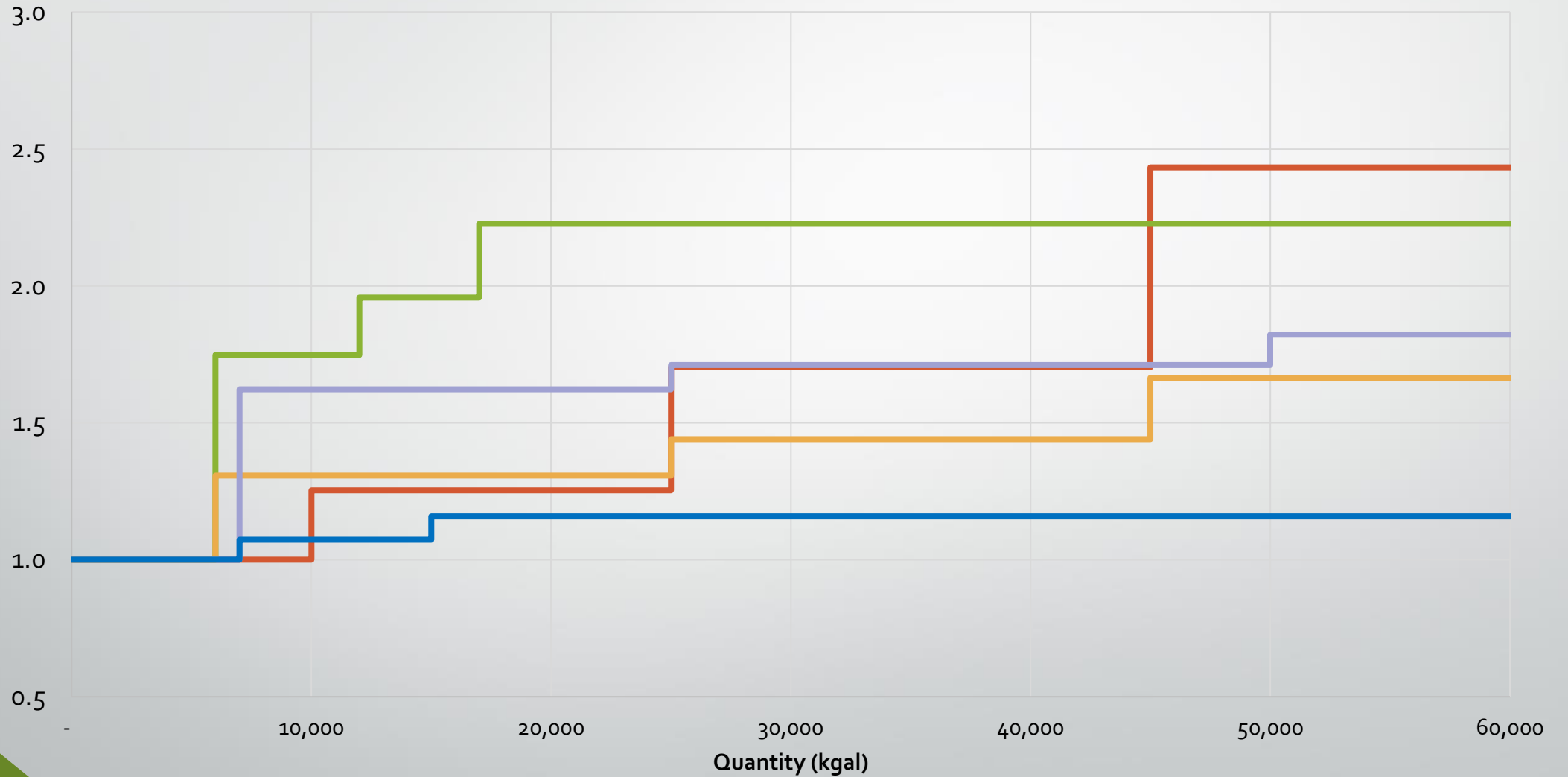


— KID — Magna Water — Tay-Ben — West Jordan — GHID

# Water – Tier Design

Type text here

Normalized Tiered Rate

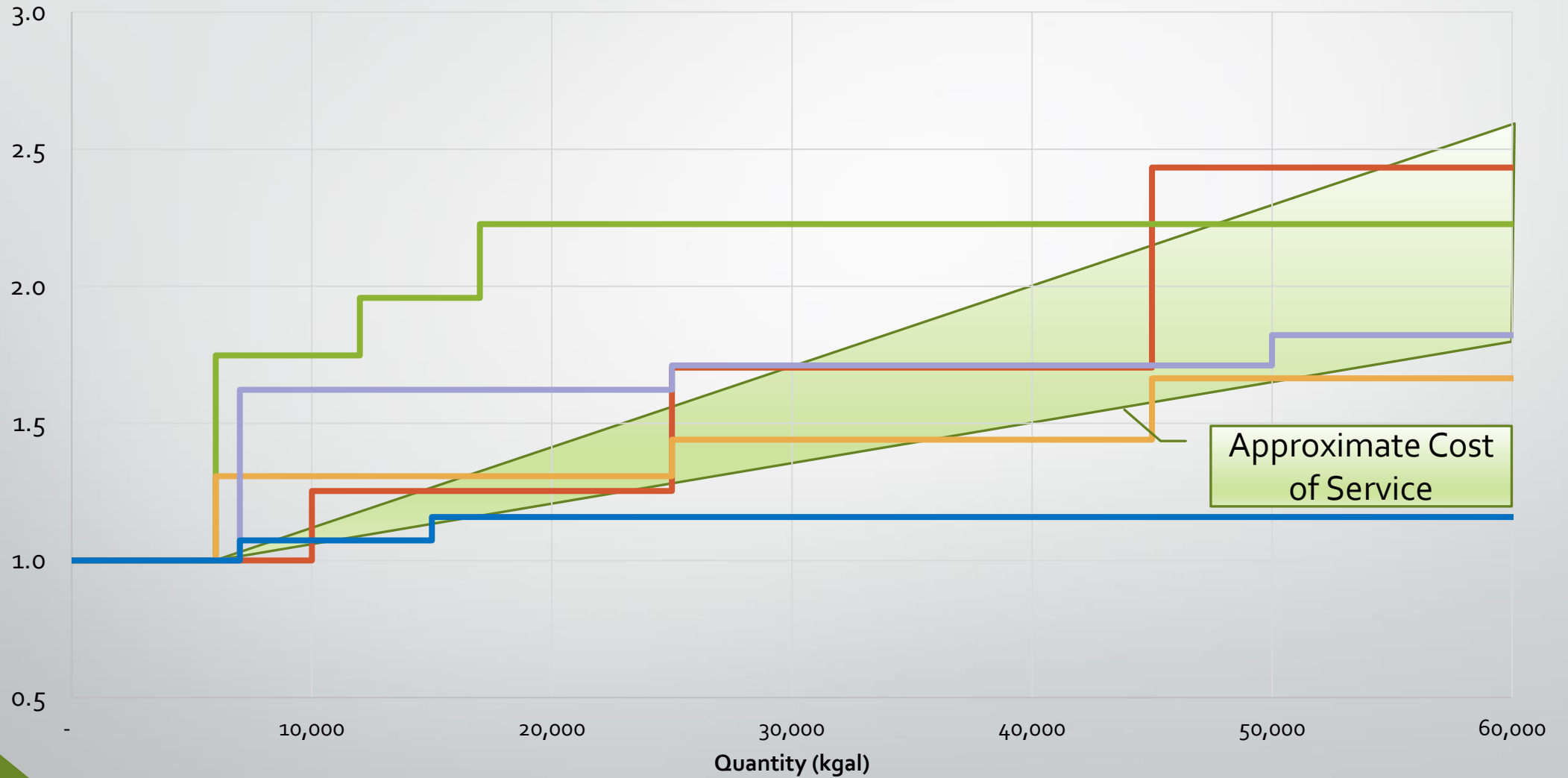


KID Magna Water Tay-Ben West Jordan GHID

# Water – Tier Design

Type text here

Normalized Tiered Rate



Approximate Cost of Service

KID Magna Water Tay-Ben West Jordan GHID

# Water – Tier Design

	Advantages	Who Benefits
<b>Option 1</b> – Leave As-Is	<ul style="list-style-type: none"><li>• Consistency</li><li>• Revenue Stability</li></ul>	<ul style="list-style-type: none"><li>• Large Properties</li><li>• High Water Users</li></ul>
<b>Option 2</b> – Scale Up Existing Tiers	<ul style="list-style-type: none"><li>• Better Align with Cost of Service</li><li>• Encourage Conservation</li></ul>	<ul style="list-style-type: none"><li>• Small Properties</li><li>• Low Water Users</li></ul>
<b>Option 3</b> – Scale Up Existing Tiers & Add 4 <sup>th</sup> Tier	<ul style="list-style-type: none"><li>• Better Align with Cost of Service</li><li>• Encourage Conservation</li><li>• Target Extreme Water Use</li></ul>	<ul style="list-style-type: none"><li>• Small Properties</li><li>• Low Water Users</li></ul>

# Non-Residential Tiers

**Option 1 (Current Approach):** All non-residential charged flat rates

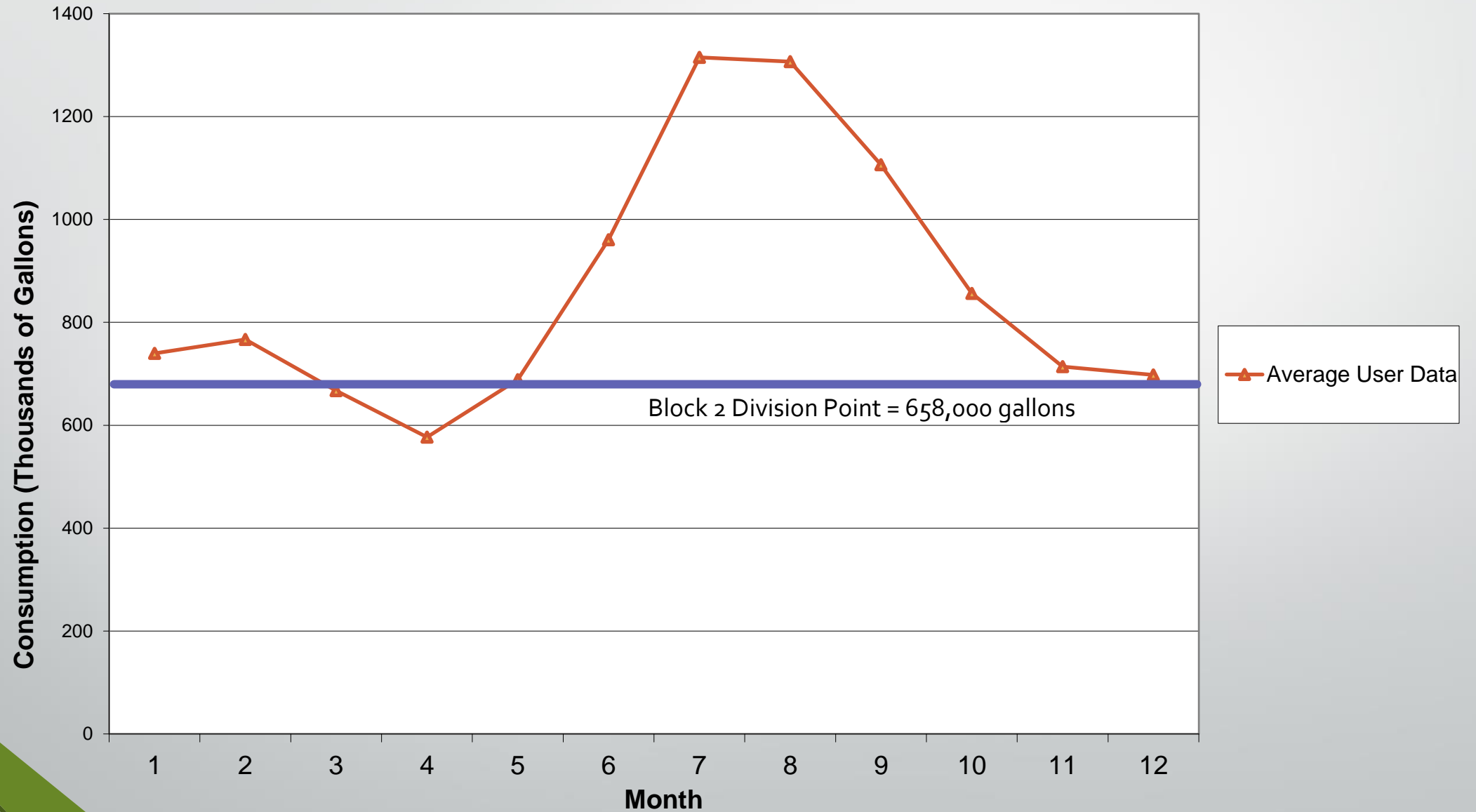
**Option 2:** Tiered rates defined by meter size

**Sample Non-Residential Tiers by Meter Size**  
**Upper Block Limits (kgal)**

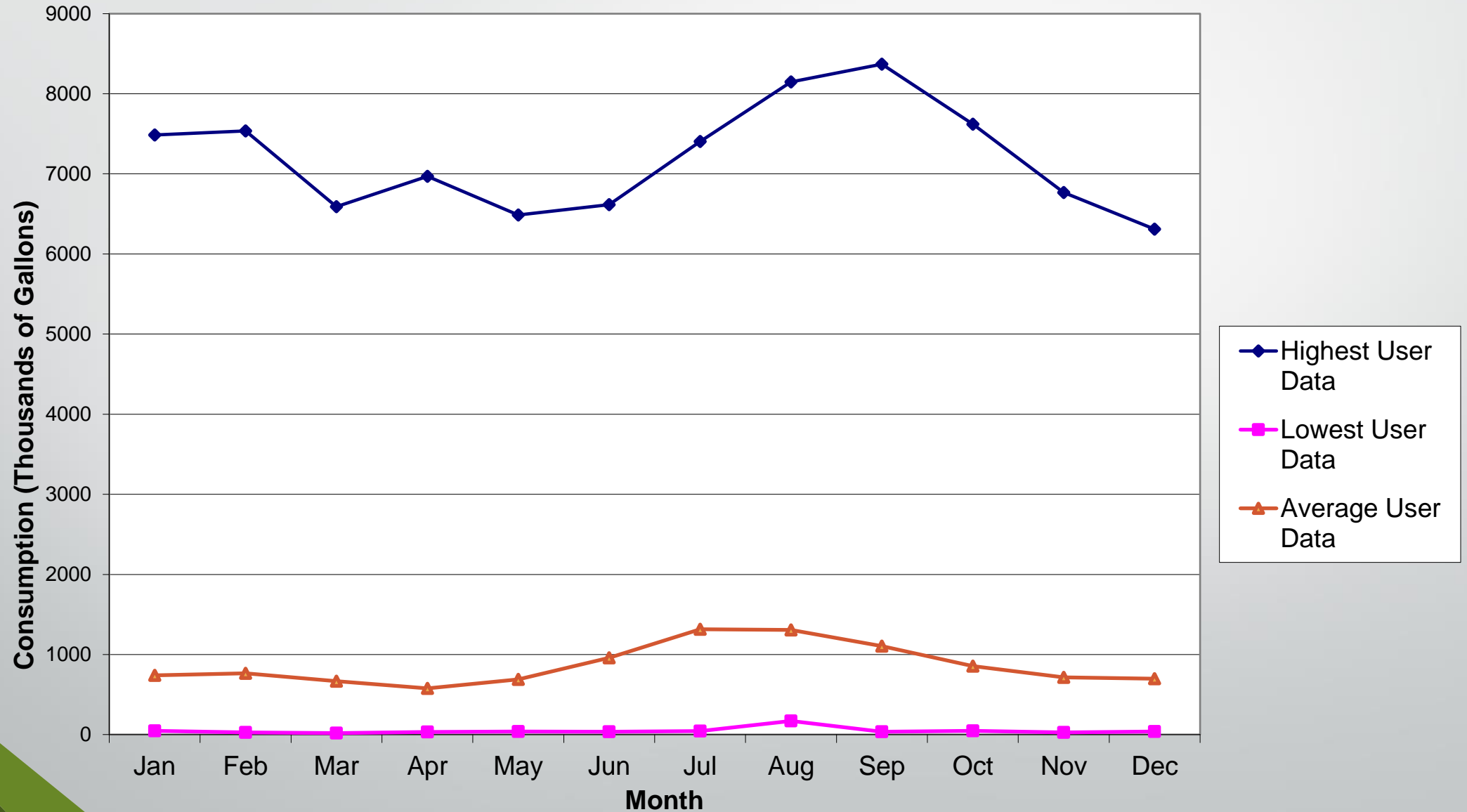
Meter Size	Block 1	Block 2	Block 3	Block 4
¾" & smaller	9	16	40	+
1"	18	46	106	+
1 ½"	36	92	212	+
2"	58	147	339	+
3"	140	359	827	+
4"	257	658	1,516	+
6"	515	1,316	3,032	+
8"	1,024	2,617	6,031	+
10"	1,024	2,617	6,031	+



# 4" Commercial Average Water User



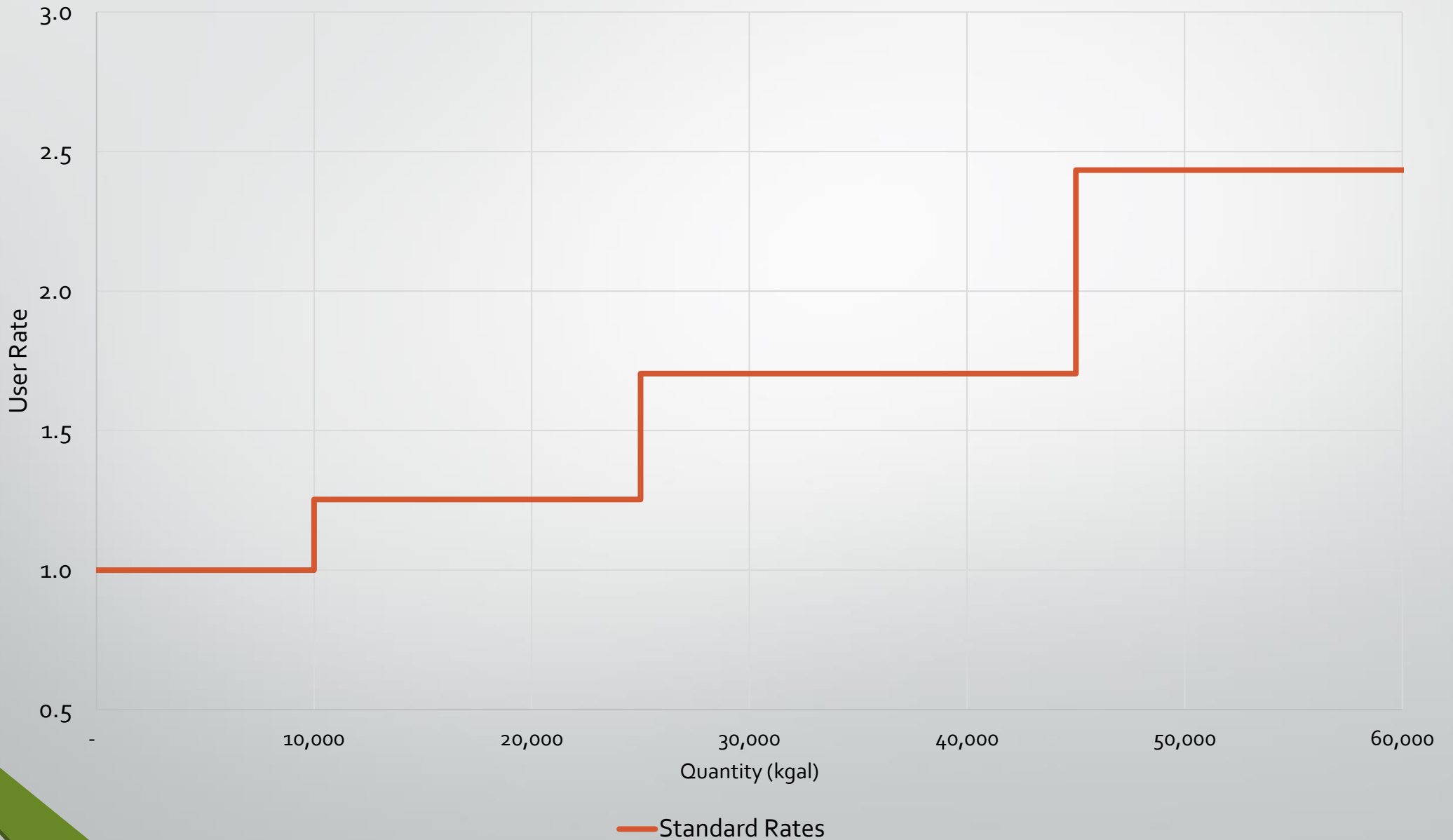
## 4" Commercial Highest, Average, Lowest



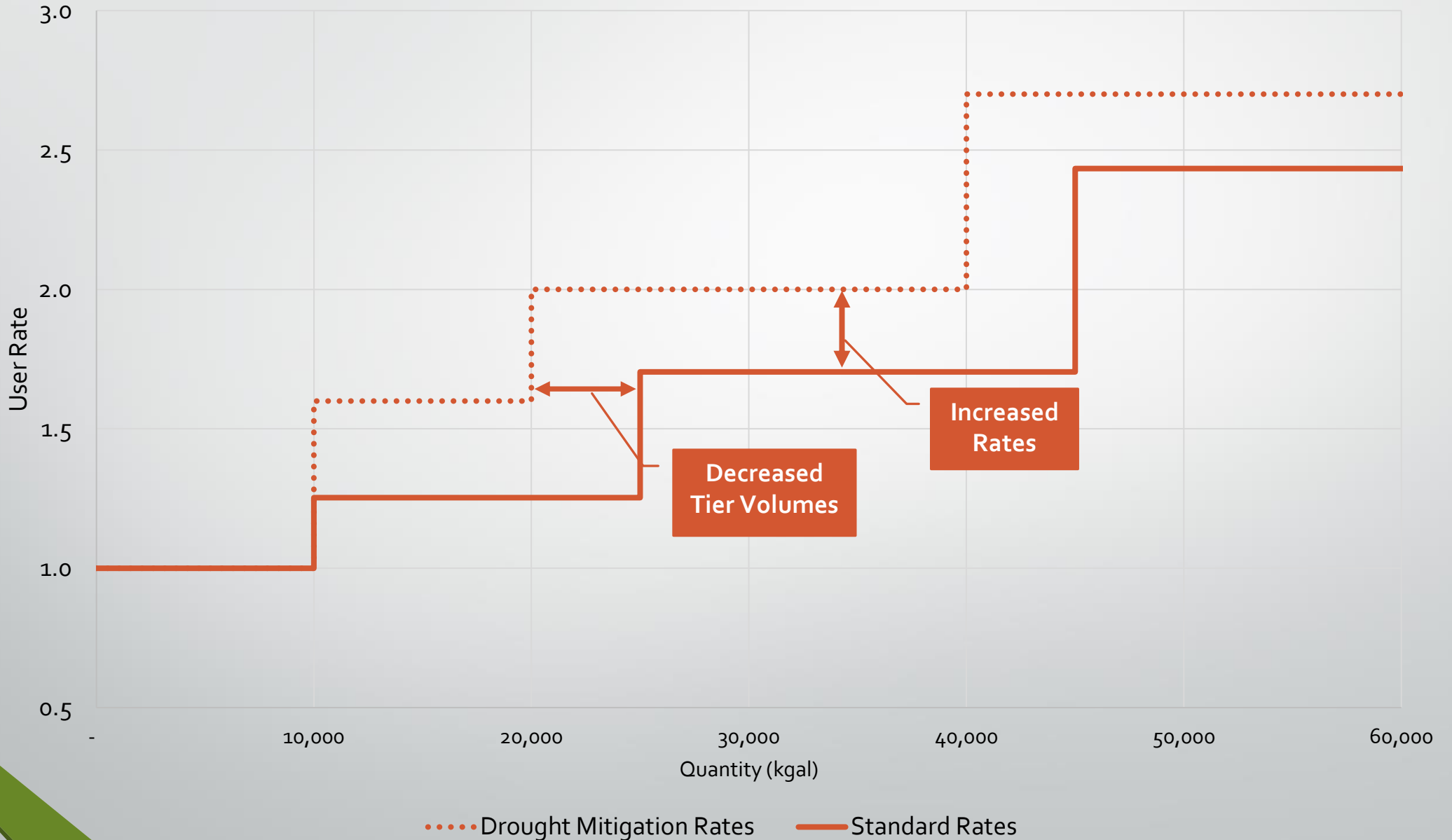
# Water – Non-Residential Rates

	Advantages	Who Benefits
<b>Option 1</b> – Flat Monthly Rate (Current Approach)	<ul style="list-style-type: none"><li>• Simplicity</li><li>• Equitable Application to Different User Types</li></ul>	<ul style="list-style-type: none"><li>• Commercial Constant Water Users</li><li>• High Peaking Factor Customers - Schools &amp; Parks</li><li>• High Water Users (Relative to Meter Size)</li></ul>
<b>Option 2</b> – Tiers by Meter Size	<ul style="list-style-type: none"><li>• Conservation</li></ul>	<ul style="list-style-type: none"><li>• Low Water Users (Relative to Meter Size)</li></ul>

# Water – Drought Mitigation Rates



# Water – Drought Mitigation Rates

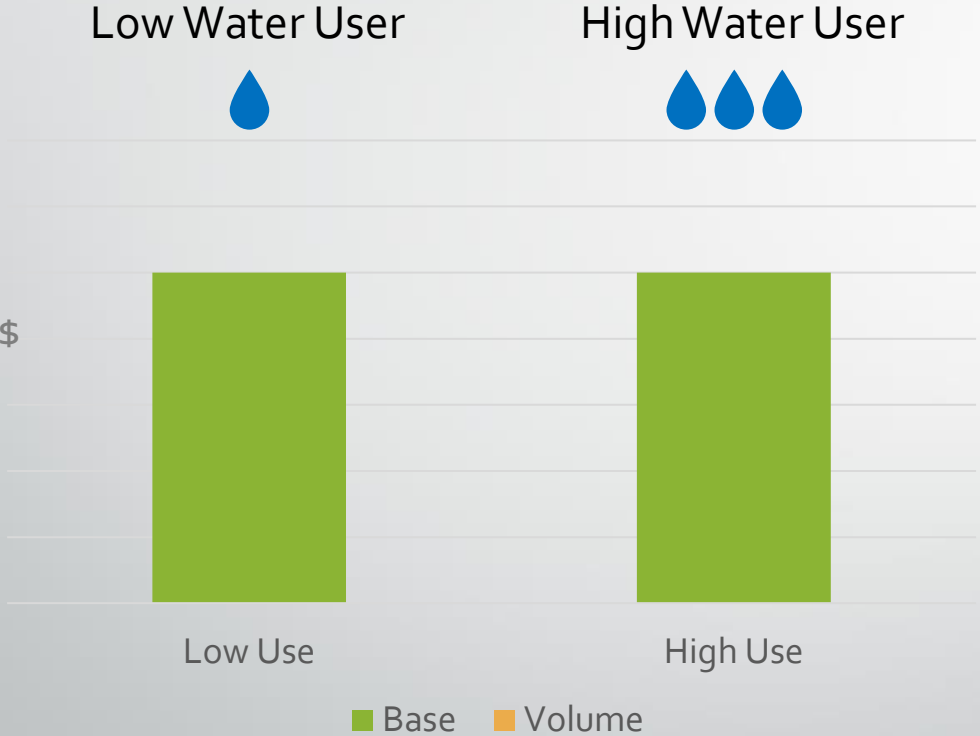


# Water – Drought Mitigation Rates

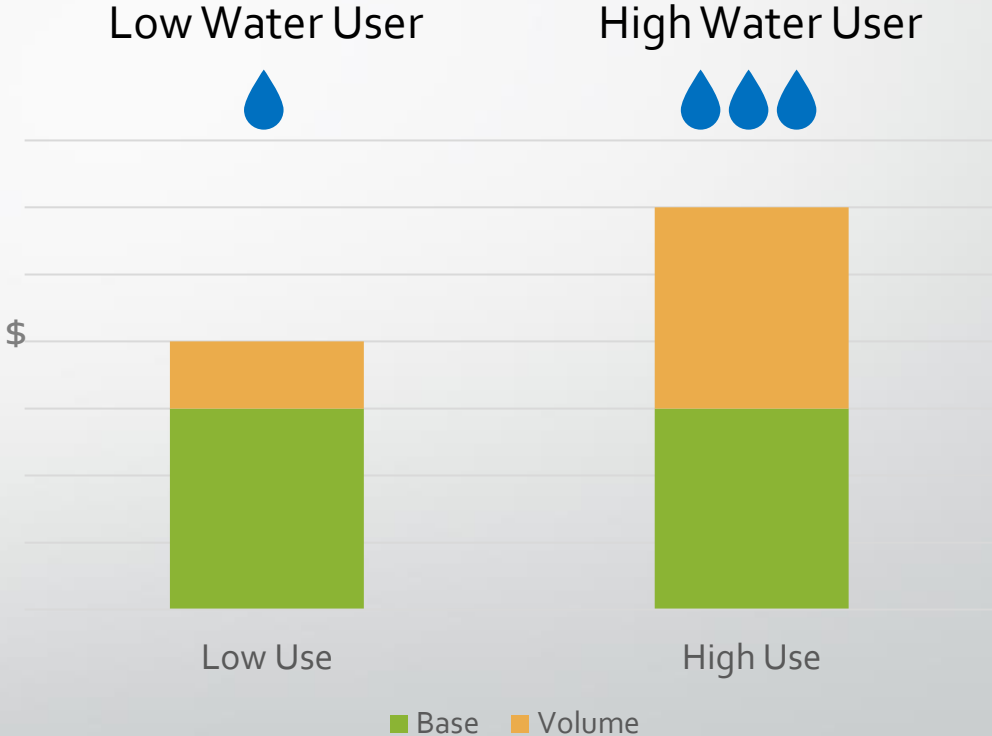
	Advantages	Who Benefits
<b>Option 0</b> – No Drought Mitigation Rates	<ul style="list-style-type: none"> <li>• Simplicity</li> <li>• Consistency</li> </ul>	<ul style="list-style-type: none"> <li>• Users Not Interested in Conserving During Drought</li> </ul>
<b>Option 1</b> – Reduce Tier Volumes	<ul style="list-style-type: none"> <li>• Logical Connection to Reduced Water Availability</li> <li>• Motivation for Conservation</li> <li>• Offsets Lost Revenue During Drought</li> </ul>	
<b>Option 2</b> – Increase Tier Rates	<ul style="list-style-type: none"> <li>• Easy to Understand (“Drought Surcharge”)</li> <li>• Motivation for Conservation</li> <li>• Offsets Lost Revenue During Drought</li> </ul>	
<b>Option 3</b> – Reduce Tier Volumes & Increase Rates	<ul style="list-style-type: none"> <li>• Highest Motivation for Conservation</li> <li>• Offsets Lost Revenue During Drought</li> </ul>	

# Sewer – Fixed vs. Volume Charges

Fixed Flat Charge



Base + Volume



# Sewer – Fixed vs. Volume Charges

	Advantages	Who Benefits
<b>Option 1</b> – Flat Monthly Rate (Current Approach)	<ul style="list-style-type: none"><li>• Simplicity</li><li>• Stability</li><li>• Status Quo</li></ul>	<ul style="list-style-type: none"><li>• Large Families</li><li>• High Water Users</li></ul>
<b>Option 2</b> – Base + Volume Charge	<ul style="list-style-type: none"><li>• Equity</li><li>• Conservation</li></ul>	<ul style="list-style-type: none"><li>• Grandma</li><li>• Low Water Users</li></ul>



# What to Expect Next

- Direction from Board on Property Tax – Today
- General guidance from Board on Overall Revenue Needs - Today
- General guidance from Board on Rate Structure Alternatives - Today
- **Statement of Intent to Raise and Amount of Property Tax – Before October 19**
- Presentation of Detailed Rate Alternatives – October
- Presentation of Draft Recommended Rates - November
- **Truth in Taxation Hearing - December**
- Rate Hearings and Adoption – December
- Implement Any Adopted Rate Changes – January 1, 2022



# **Our Community**

- Jordan Valley Water Conservancy District Review
- Central Valley Water Reclamation Facility Review
- Legislative Update – ARPA
- Resolution No. 9-21-21

# Jordan Valley Water Conservancy District Update– September 2021

## JORDAN VALLEY WATER CONSERVANCY DISTRICT Monthly Summary of Water Deliveries in Acre Feet July 2021

### Municipal and Industrial (M&I) Water Deliveries

Wholesale System	This Month	Previous Year	% Change	YTD	YTD Prev Year	YTD % Change	Fiscal YTD	Fiscal YTD Prev Year	Fiscal YTD % Change	Contract Amount	% of Contract Used
Bluffdale City	552.00	573.42	-4%	2,057.63	2,119.05	-3%	552.00	573.42	-4%	2,500	82%
Copperton Improvement District	1.45	0.00		2.43	0.00		1.45	0.00		0	
Draper City	784.66	833.63	-6%	2,747.95	2,742.94	0%	784.66	833.63	-6%	3,800	72%
Granger-Hunter Improvement District	2,545.30	3,037.98	-16%	9,527.17	11,572.08	-18%	2,545.30	3,037.98	-16%	18,500	51%
Herriman City	1,021.31	1,083.01	-6%	3,758.68	3,505.10	7%	1,021.31	1,083.01	-6%	5,867	64%
Hexcel Corporation	65.30	54.62	20%	391.43	429.28	-9%	65.30	54.62	20%	720	54%
Kearns Improvement District	1,239.61	1,415.64	-12%	4,880.77	5,037.39	-3%	1,239.61	1,415.64	-12%	7,000	70%
Magna Water District	67.53	67.80	0%	465.82	470.80	-1%	67.53	67.80	0%	800	58%
Midvale City	461.63	504.35	-8%	1,783.34	2,115.27	-16%	461.63	504.35	-8%	3,085	58%
Riverton City	567.52	617.65	-8%	2,860.97	2,777.21	3%	567.52	617.65	-8%	4,000	72%
South Jordan City	2,774.99	3,222.30	-14%	10,130.03	10,686.09	-5%	2,774.99	3,222.30	-14%	18,000	56%
City of South Salt Lake	81.97	105.94	-23%	454.95	496.81	-8%	81.97	105.94	-23%	1,020	8%
Taylorsville-Bennion Improvement District	345.06	358.15	-4%	2,754.96	2,760.63	0%	345.06	358.15	-4%	4,700	59%
Utah Department of Corrections	21.13	37.27	-43%	239.98	305.39	-21%	21.13	37.27	-43%	548	44%
WaterPro, Inc.	269.30	336.78	-20%	603.60	575.97	5%	269.30	336.78	-20%	950	64%
City of West Jordan	2,938.54	3,544.72	-17%	12,278.29	13,145.66	-7%	2,938.54	3,544.72	-17%	20,000	61%
White City Water Improvement District	0.00	0.00		0.00	0.00		0.00	0.00		0	
Willow Creek Country Club	75.50	83.89	-10%	207.97	227.80	-9%	75.50	83.89	-10%	350	59%
<b>Wholesale System Subtotal</b>	<b>13,812.78</b>	<b>15,877.17</b>	<b>-13%</b>	<b>55,145.98</b>	<b>58,967.46</b>	<b>-6%</b>	<b>13,812.78</b>	<b>15,877.17</b>	<b>-13%</b>	<b>91,840</b>	<b>60%</b>
Retail System	1,218.96	1,385.99	-12%	4,624.90	4,953.35	-7%	1,218.96	1,385.99	-12%		
<b>Total Wholesale &amp; Retail</b>	<b>15,031.74</b>	<b>17,263.16</b>	<b>-13%</b>	<b>59,770.88</b>	<b>63,920.81</b>	<b>-6%</b>	<b>15,031.74</b>	<b>17,263.16</b>	<b>-13%</b>		

### Other M&I

MWDSLS (Transported)	2,668.94	2,605.00	2%	7,229.69	6,750.00	7%	2,668.94	2,605.00	2%		
MWDSLS (Treated)	0.00	0.00		0.00	0.00		0.00	0.00			
District Use (Non-revenue)	90.19	103.58	-13%	358.63	383.52	-6%	90.19	103.58	-13%		
<b>Other Deliveries Subtotal</b>	<b>2,759.13</b>	<b>2,708.58</b>	<b>2%</b>	<b>7,588.32</b>	<b>7,133.52</b>	<b>6%</b>	<b>2,759.13</b>	<b>2,708.58</b>	<b>2%</b>		
<b>Total M&amp;I Deliveries</b>	<b>17,790.87</b>	<b>19,971.74</b>	<b>-11%</b>	<b>67,359.20</b>	<b>71,054.33</b>	<b>-5%</b>	<b>17,790.87</b>	<b>19,971.74</b>	<b>-11%</b>		

### Irrigation and Raw Water Deliveries

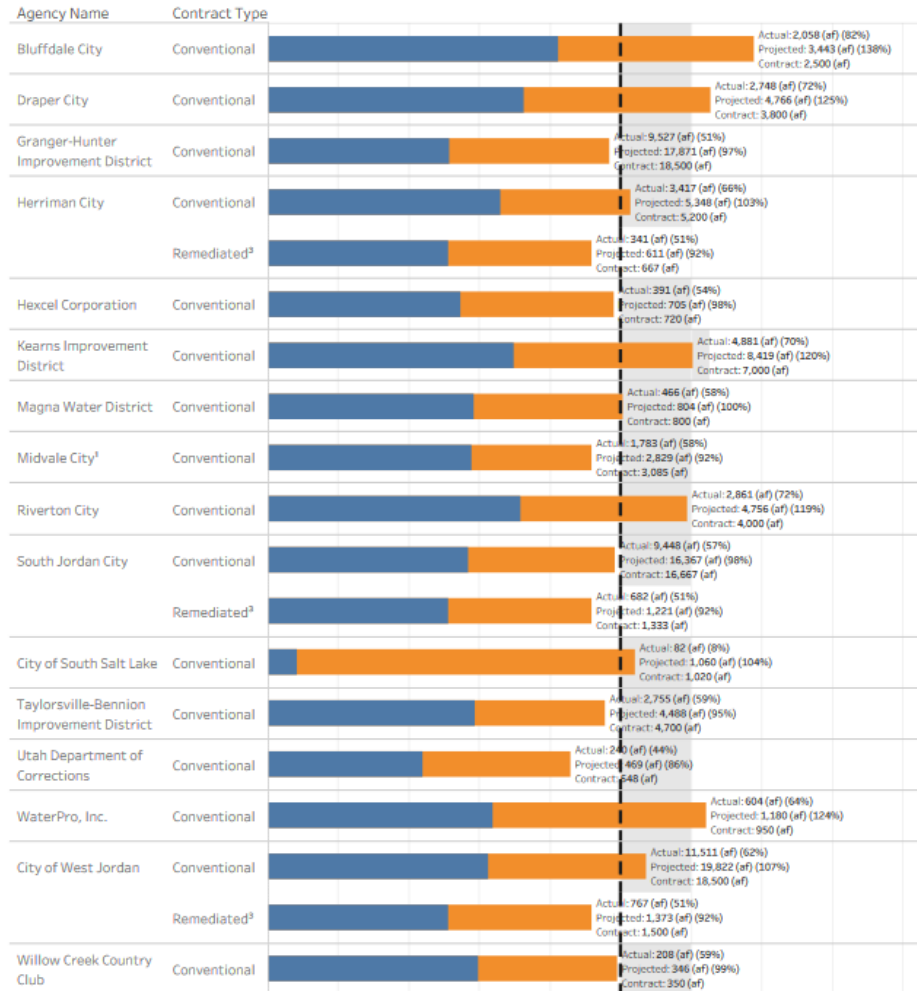
Welby Jacob Water Users	5,699.48	6,102.88	-7%	17,901.28	18,668.17	-4%	5,699.48	6,102.88	-7%		
<b>Total Irrigation and Raw Water</b>	<b>5,699.48</b>	<b>6,102.88</b>	<b>-7%</b>	<b>17,901.28</b>	<b>18,668.17</b>	<b>-4%</b>	<b>5,699.48</b>	<b>6,102.88</b>	<b>-7%</b>		
<b>Total Deliveries</b>	<b>23,490.35</b>	<b>26,074.62</b>	<b>-10%</b>	<b>85,260.48</b>	<b>89,722.50</b>	<b>-5%</b>	<b>23,490.35</b>	<b>26,074.62</b>	<b>-10%</b>		

Most contracts are based on a calendar year except for the City of South Salt Lake which is based on a fiscal year beginning on July 1st.  
Water transported for MWDSLS by JVVCD is delivered to Salt Lake City at 2100 South.  
Water treated by JVVCD for MWDSLS is delivered to Sandy City along 11400 South.  
District use includes water consumed in breaks, reservoir washing, fires, and irrigation.



# Jordan Valley Water Conservancy District Update– September 2021

**Jordan Valley Water Conservancy District  
Wholesale Contract Progress by %  
July 2021**

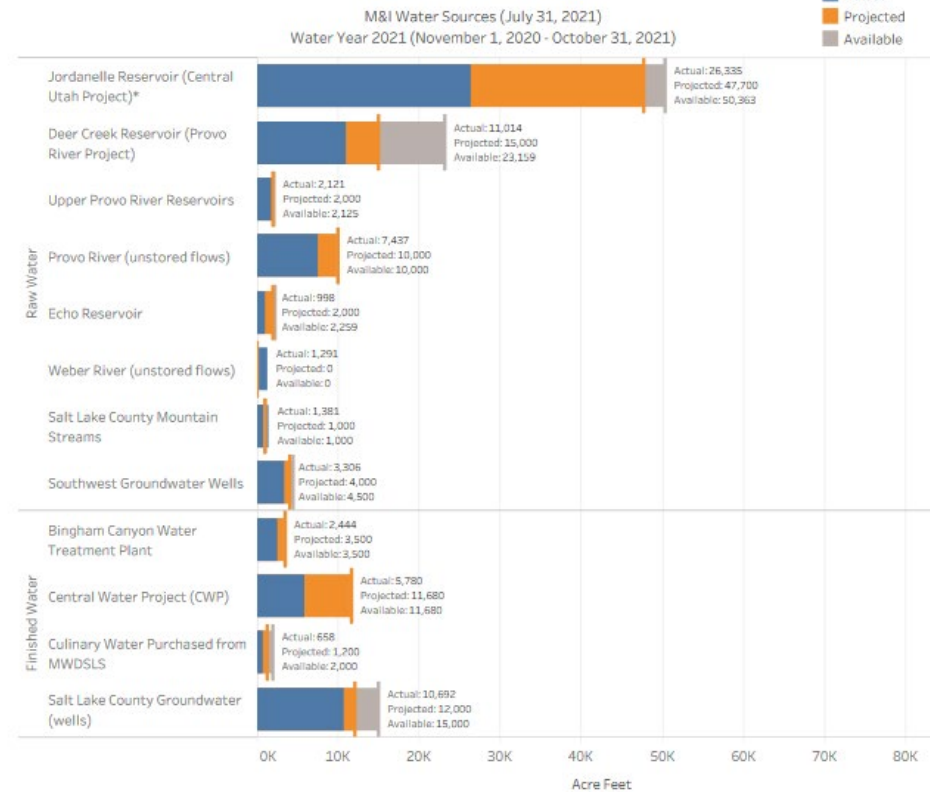


<sup>1</sup>Due to an increase in contract Midvale projections fall short of their contract total.

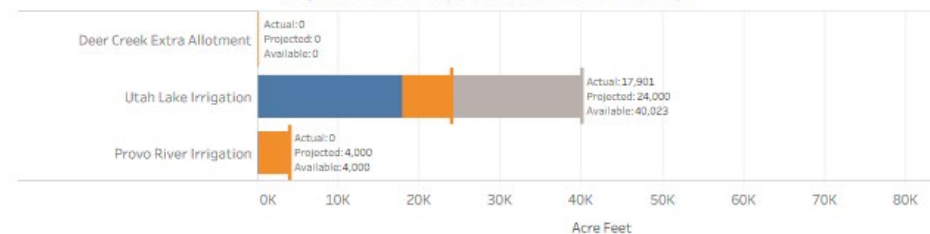
<sup>2</sup>Projected deliveries are calculated as an average monthly delivery over the previous three years for months left in the contract year.

<sup>3</sup>Remediated water is credited first as it becomes available.

**Jordan Valley Water Conservancy District**




**Irrigation Water Sources (July 31, 2021)  
Irrigation Season 2021 (April 15, 2020 - October 31, 2021)**



\*Central Utah Project may include holdover water from the previous year.





**Central Valley  
Water  
Reclamation  
Facility Review**

# Central Valley Water Reclamation Update– September 2021

## Central Valley Water Reclamation Facility Monthly Cost Summary August 31, 2021

Description	Monthly Costs	Member Entity	O & M Monthly		
			Capital %	Average %	Pretreatment %
Facility Operation	1,229,518	Cottonwood	16.0301%	16.0301%	3.05%
Pretreatment Field	67,260	Mt Olympus	23.2916%	23.2916%	14.71%
Entity Lab Work	-	Granger-Hunter	26.4714%	26.4714%	42.15%
Net Lab Costs	81,496	Kearns	10.9784%	10.9784%	3.95%
Bond Trust Payment	1,452,808	Murray	7.6364%	7.6364%	13.00%
Bond/Cash Capital 2019A	-	South Salt Lake	5.0891%	5.0891%	21.70%
Bond/Cash Capital 2021C	5,032,472	Taylorville-Ben	10.5030%	10.5030%	1.44%
State Loan	2,336,100		100.0000%	100.0000%	100.0000%
Pay-as-you-go CIP	339,706				
	<b>10,539,360</b>				

Calculation	Description	Mount					Taylorville-			Total
		Cottonwood	Olympus	Granger-Hunter	Kearns	Murray	South Salt Lake	Bennion		
Monthly flows % (Table 5)	Facility Operation	197,092.96	286,374.41	325,470.63	134,981.40	93,890.91	62,571.40	129,136.28	1,229,517.99	
Directly reimbursable costs	Pretreatment Field	2,051.43	9,893.95	28,350.09	2,656.77	8,743.80	14,595.42	968.54	67,260.00	
Directly reimbursable costs	Entity Lab Work	-	-	-	-	-	-	-	-	
Monthly flows % (Table 5)	Net Lab Costs	13,063.89	18,981.72	21,573.13	8,946.96	6,223.36	4,147.41	8,559.52	81,495.99	
	<b>Total O &amp; M</b>	<b>212,208.28</b>	<b>315,250.08</b>	<b>375,393.85</b>	<b>146,585.13</b>	<b>108,858.07</b>	<b>81,314.23</b>	<b>138,664.34</b>	<b>1,378,273.98</b>	
	2021C Bond Entity Draws (Do not pay)	806,710.29	1,172,143.25	1,332,165.79	552,484.91	384,299.69	-	528,560.53	4,776,364.46	
	State Loan Draws (Do not pay)	374,479.17	544,115.07	618,398.38	256,466.40	178,393.94	-	245,360.58	2,217,213.54	
	State Loan SSL	-	-	-	-	-	118,886.47	-	118,886.47	
	Cash Entity Capital	-	-	-	-	-	256,107.53	-	256,107.53	
	Monthly CIP (pay-as-you-go)	54,455.21	79,122.96	89,924.93	37,294.28	25,941.31	17,287.98	35,679.32	339,705.99	
	2017 A & B Bond Trust Payments	-	-	-	-	-	-	-	-	
	2019A Bond Trust Payments	-	-	-	-	-	-	-	-	
	2020A Loan DSRF Payments	6,331.30	10,148.88	11,417.08	3,952.92	3,234.29	-	4,498.53	39,583.00	
	2020A Loan DS Payments	4,998.44	8,012.34	9,013.56	3,120.75	2,553.41	-	3,551.50	31,250.00	
	2021A Bank of Utah	54,724.07	87,721.33	98,683.03	34,166.78	27,955.42	17,278.73	38,882.63	359,411.99	
	2021B Bond Trust Payments	55,330.98	88,694.19	99,777.46	34,545.70	28,265.46	17,470.36	39,313.85	363,398.00	
	2021C Bond Trust Payments	105,433.44	169,006.61	190,125.60	65,826.85	53,859.71	-	74,912.78	659,164.99	
	<b>Total Entity Bill for Month</b>	<b>493,481.72</b>	<b>757,956.39</b>	<b>874,335.51</b>	<b>325,492.41</b>	<b>250,667.67</b>	<b>508,345.30</b>	<b>335,502.95</b>	<b>3,545,781.95</b>	

Member Entity	2017A Bond %	2017B Bond %	2019A Bond %	2020A Loan %	2021A Bond %	2021B Bond %	2020C Bond %
Cottonwood	27.5492%	0.00%	25.3905%	15.9950%	15.2260%	15.2260%	15.9950%
Mt Olympus	0.00%	0.00%	0.0000%	25.6395%	24.4069%	24.4069%	25.6395%
Granger-Hunter	49.6790%	0.00%	45.7865%	28.8434%	27.4568%	27.4568%	28.8434%
Kearns	0.00%	100.00%	15.8525%	9.9864%	9.5063%	9.5063%	9.9864%
Murray	14.0733%	0.00%	12.9705%	8.1709%	7.7781%	7.7781%	8.1709%
South Salt Lake	8.6985%	0.00%	0.0000%	0.0000%	4.8075%	4.8075%	0.0000%
Taylorville-Ben	0.00%	0.00%	0.0000%	11.3648%	10.8184%	10.8184%	11.3648%
	100.0000%	100.00%	100.0000%	100.0000%	100.0000%	100.0000%	100.0000%

## Summary Of Loadings To The Central Valley Plant Based On Data From Previous 12 Months


ENTITY	FLOW MGD	BOD Mg/l	BOD # Per Day	TSS Mg/l	TSS # Per Day
COTTONWOOD	6.81	261.30	14,839.04	260.55	14,796.73
MOUNT OLYMPUS	12.02	219.77	22,026.02	189.11	18,952.64
GRANGER-HUNTER	12.15	250.55	25,383.63	225.97	22,893.54
KEARNS	3.26	458.17	12,448.36	370.86	10,076.17
MURRAY	3.60	253.53	7,616.32	209.84	6,303.87
SOUTH SALT LAKE	2.31	311.57	5,999.33	190.95	3,676.79
TAYLORSVILLE-BENNION	4.35	302.92	10,998.74	246.51	8,950.51
<b>TOTALS</b>	<b>44.50</b>	<b>267.61</b>	<b>99,311.45</b>	<b>230.80</b>	<b>85,650.25</b>

## Entities Share Of O&M Cost

ENTITY	Percent Based On Flow	Percent Based On BOD	Percent Based On TSS	Percent Of Total O&M Cost's
COTTONWOOD	3.5964%	5.0072%	7.4265%	16.0301%
MOUNT OLYMPUS	6.3469%	7.4323%	9.5123%	23.2916%
GRANGER-HUNTER	6.4159%	8.5653%	11.4903%	26.4715%
KEARNS	1.7206%	4.2005%	5.0572%	10.9784%
MURRAY	1.9024%	2.5700%	3.1639%	7.6364%
SOUTH SALT LAKE	1.2194%	2.0244%	1.8454%	5.0891%
TAYLORSVILLE-BENNION	2.2994%	3.7113%	4.4923%	10.5030%
<b>TOTALS</b>	<b>23.5011%</b>	<b>33.5111%</b>	<b>42.9879%</b>	<b>100.0000%</b>



# Central Valley Water Reclamation Update— September 2021



## Budget Summary

	2021	2022	% Changes
<b>Revenue</b>			
Member Entity Operations	22,395,087	23,571,376	5.25%
Member Entity Bonds	10,697,350	21,570,773	101.65%
Member Entity Capital	12,801,836	12,311,642	-3.83%
State Loan Proceeds	24,727,308	28,897,297	16.86%
Use of Bond Proceeds	90,561,562	83,386,731	-7.92%
<b>Total Revenue/Bond Proceeds</b>	<b>161,183,143</b>	<b>169,737,819</b>	<b>5.31%</b>
<b>Expenses</b>			
Wages & Benefits	13,186,257	13,996,612	6.15%
Operations	1,287,825	1,293,656	0.45%
Contract Services	1,599,515	1,567,940	-1.97%
Utilities	1,316,734	1,243,636	-5.55%
Chemicals	683,188	787,222	15.23%
Maintenance	3,538,323	3,752,863	6.06%
Insurance	483,245	529,447	9.56%
Contingency	300,000	400,000	33.33%
<b>Total Expenses</b>	<b>22,395,087</b>	<b>23,571,376</b>	<b>5.25%</b>
<b>Bonds &amp; Capital</b>			
Debt Service	10,697,350	21,570,773	101.65%
Capital	128,090,706	124,595,670	-2.73%
<b>Total Bonds and Capital</b>	<b>138,788,056</b>	<b>146,166,443</b>	<b>5.32%</b>
<b>Total Budget</b>	<b>161,183,143</b>	<b>169,737,819</b>	<b>5.31%</b>

## Wages & Benefits

The total year-to-year change for personnel wages and benefits is an increase of 6.15 percent which includes a 5.2 percent cost-of-living adjustment (COLA), 2.0 percent merit, 2.1 percent annual career ladder increase (28 possible staff). The COLA is based on the Bureau of Labor Statistics, West Region Consumer Price Index (CPI). The function of the COLA adjustment is to ensure employee wages remain in line with energy, food, and housing cost escalation measured by the Bureau of Labor Statistics. The Board policy has been to use the July West Region CPI to adjust COLA to help employees maintain wage purchasing ability in the event of inflationary pressures. The July West Region consumer price index information is on the following page:



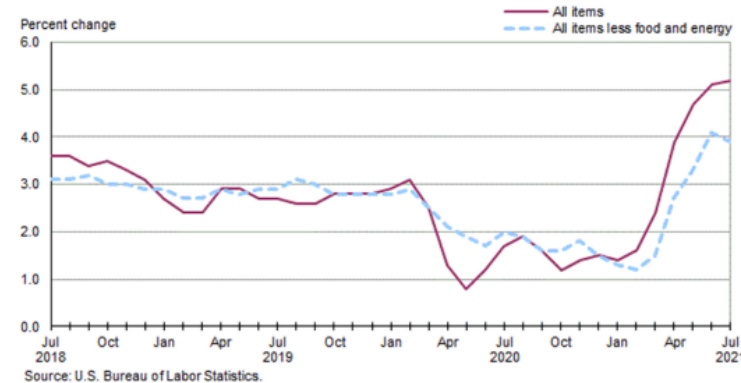
## Consumer Price Index, West Region — July 2021

Area prices were up 0.6 percent over the past month, up 5.2 percent from a year ago

Prices in the West Region, as measured by the Consumer Price Index for All Urban Consumers (CPI-U), advanced 0.6 percent in July, the U.S. Bureau of Labor Statistics reported today. (See table A.) The July increase was influenced by higher prices for shelter, food, and gasoline. (Data in this report are not seasonally adjusted. Accordingly, month-to-month changes may reflect seasonal influences.)

Over the last 12 months, the CPI-U rose 5.2 percent. (See chart 1 and table A.) Food prices increased 4.6 percent. Energy prices jumped 24.9 percent, largely the result of an increase in the price of gasoline. The index for all items less food and energy increased 3.9 percent over the year. (See table 1.)

Chart 1. Over-the-year percent change in CPI-U, West region, July 2018–July 2021



[https://www.bls.gov/regions/west/news-release/consumerpriceindex\\_west.htm](https://www.bls.gov/regions/west/news-release/consumerpriceindex_west.htm)

## Staffing

There are no additional positions in the budget. One position was moved from the Electrical Department to the Operations Department. This change was made help prepare for the upcoming operational needs of the new Biological Nutrient Removal (BNR) process. One additional operational position will need to be added in the future prior to going live with the BNR system.

It is anticipated that two employees will be retiring in 2022. These payouts have been budgeted and are part of the increase in Wages & Benefits.

Health insurance is budgeted to increase by 2 percent. In 2021, health insurance decreased by 3.77 percent and in 2020 increased 4.41 percent. The projected national average increase for 2022 is 7 percent\*. CVWRF management is pleased that our increase is well below the national average.

\*<https://www.shrm.org/ResourcesAndTools/hr-topics/benefits/Pages/rising-inflation-will-affect-health-care-costs.aspx>





**Legislative  
Update - ARPA**



# ARPA – American Rescue Plan Act of 2021

<b>Estimated American Rescue Plan Funding to Utah</b>	
<b><i>State/Local Funding</i></b>	
State Fiscal Relief Fund	\$ 1,516,673,000
Local Fiscal Relief Fund	\$ 1,090,987,000
Capital Projects	\$ 135,986,000
<b><i>Subtotal</i></b>	<b>\$ 2,743,646,000</b>
<b><i>Agency-Specific Grants and Funding</i></b>	
Education	\$ 1,182,171,000
Health and Human Services	\$ 519,230,000
Agriculture	\$ 2,970,000
Transportation	\$ 174,205,000
FEMA (emergency management/emergency food and shelter)	\$ 3,754,000
Other independent agencies	\$ 4,303,000
<b><i>Subtotal</i></b>	<b>\$ 1,886,633,000</b>
<b><i>Direct Individual Payments</i></b>	
Direct Individual Stimulus Payments	\$ 3,764,534,000
<b><i>Total</i></b>	<b>\$ 8,394,813,000</b>

## Overview

The American Rescue Plan Act of 2021 (ARPA) is a \$1.9 trillion stimulus bill, signed into law on March 11, 2021, that provides a third round<sup>1</sup> of fiscal relief to states, local governments, businesses, and individuals in an effort to speed the country's recovery from the health and economic ramifications of the COVID-19 pandemic. The following summary provides information as to the allocation of funds and allowable uses for Utah and its local governments and individuals. This information is subject to change as the Department of the Treasury issues additional guidance. More details related to time constraints on use of funding, matching requirements, and maintenance-of-effort requirements may be found in the companion Excel workbook.

<b>Natural Resources, Agriculture, and Environmental Quality</b>		
<b>Natural Resources</b>		
20	Water Development and Conservation Grants	100,000,000
21	<b>Natural Resources, Agriculture, and Environmental Quality Total</b>	<b>100,000,000</b>



# ARPA – American Rescue Plan Act of 2021



## GRANGER-HUNTER IMPROVEMENT DISTRICT

### Contact:

Jason Helm, P.E., General Manager  
2888 S. 3600 W., West Valley City, UT 84119  
[j.helm@ghid.org](mailto:j.helm@ghid.org), 801-955-2201

### Service Area:

West Valley City, UT: Water and Wastewater Service  
Approximately 7200 West to 1300 West, 2100 South to 4700 South

### Population Served:

Approximately 128,000

## DISASTER RESILIENCY PROJECTS

### Redwood Road Water Replacement Project

- Background: The waterlines on Redwood Road from 4100 South to 3100 South have reached the end of their life and are in need of replacement. The cast iron waterline sections were originally installed in 1957 and the steel waterline portions were installed in 1959. They have experienced multiple failures over the last few years and there is an elevated risk of failure during a large earthquake. Up to 6,000 customers could be left without water and sewer service if large sections of the pipeline were to fail. In addition, this is a high-growth area with more high-density residential planned and under construction.
- Status: Granger-Hunter Improvement District has plans to replace the waterlines in this section and is in the process of hiring a consultant to design the improvements. Construction is anticipated to begin in the Spring of 2022.
- Funding: Granger-Hunter has secured a low-interest State Revolving Fund loan through the State of Utah Division of Drinking water for approximately 77% of the project, with an estimated total of \$4 million. The District would seek approximately \$925,000 for the remainder of the funding of the project.



Redwood Road Main Break



### Kent Pump Station Replacement Project

- Background: The Kent Pump Station was originally constructed in 1979 and has reached the end of its useful life. The brick building is in danger of significant damage in the event of a large earthquake due to not being up to current seismic code. If damaged, water service for up to 10,000 people could be affected.
- Status: Granger-Hunter has hired a consultant and will release the bid documents for contractors in July 2021. Construction would begin in the Fall of 2021.
- Funding: Granger-Hunter has secured a low-interest State Revolving Loan through the Utah Division of Drinking Water for approximately 77% of the project, with a total project estimate of \$8.4 million. Granger-Hunter would seek approximately \$1,900,000 for the remainder of the funding for the project.



Kent Pump Station

### Pioneer Wastewater Pump Station Replacement Project

- Background: Granger-Hunter Improvement District is planning to replace the Pioneer Wastewater Pump Station that was originally installed in 1968 at 2520 South Constitution Boulevard in West Valley City, UT. This pump station serves approximately 160 acres of commercial/industrial property in the north-central portion of the Granger-Hunter service area. Due to the age of the pump station, a major earthquake could lead to pump station failure and major sewer backups in the area. In extremis, Granger-Hunter would be forced to turn off water to approximately 30 businesses in the service area. Depending on the damage, it could take days or weeks to restore service to the area. In addition, Granger-Hunter has teamed with West Valley City to remove an old culvert over a canal on 2700 W. as part of this project. The project will replace the pump station in its entirety.
- Status: The Project design is substantially complete and is ready to be bid for contractors. It is anticipated that work could begin on the project within 2-3 months once bids are received and contracts signed.
- Funding: Granger-Hunter is planning on paying the full amount of this project from general fund revenues. Granger-Hunter would seek approximately \$3.1 million for construction of the project.



# ARPA – American Rescue Plan Act of 2021

**EXPANDED TURF BUYBACK PROGRAM**

Outdoor water use makes up 60% of our municipal and industrial use.

Expanded turf removal programs show we are serious about water conservation.

**60%**

**STATEWIDE INSTALLATION OF SECONDARY WATER METERS**

1/3 of Utah uses secondary or untreated water. Systems with meters have saved between 20% and 30%.

Very few of these connections are metered. You can't manage what you don't measure.

**INTEGRATED LAND USE AND WATER PLANNING**

Land and water use planning are currently done separately. Adopting water efficiency standards is proactive and more cost effective than future turf replacement.

**AGRICULTURAL OPTIMIZATION**

Agriculture accounts for approximately 75% of Utah's water use.

Investment in agricultural optimization will create supply flexibility, benefits for farmers and improve water quantity and quality.

**75%**


**WATER CONSERVATION MEASURES**

**VISIT [DROUGHT.UTAH.GOV](https://drought.utah.gov) TODAY**



# Utah's Water Infrastructure

- Constructed in the 1970's and 80's; has reached the end of its useful life
- Infrastructure investments have not kept pace with rapidly growing communities
- Investments will boost local economies, protect public health, and make multi-generational improvements
- Current funding leaves an estimated **\$1.2 billion in unmet need**



# DEQ Water Project Priorities

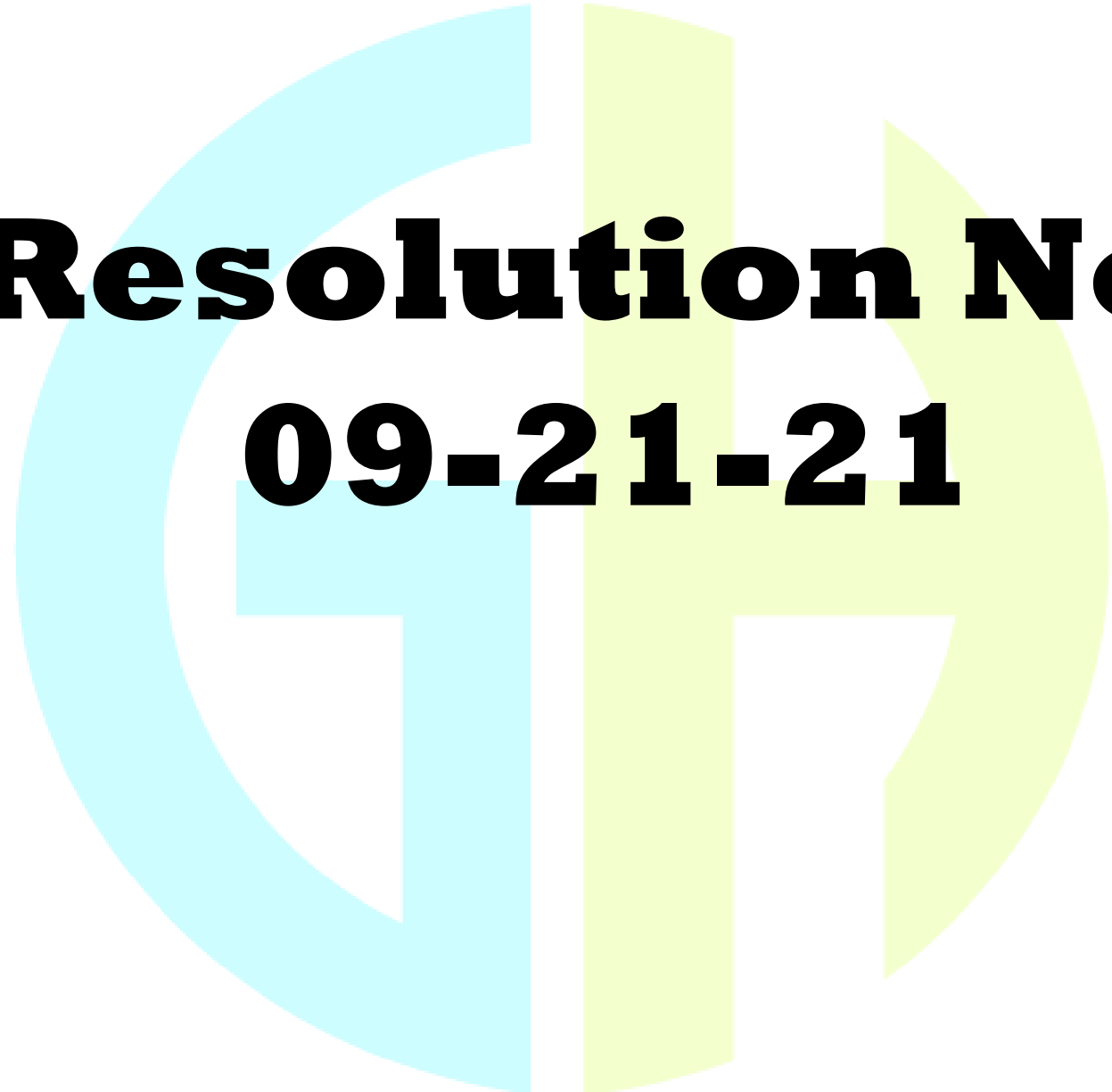
- **Essential drinking water projects:** upgrade or repair infrastructure in smaller, primarily rural communities and schools
- **Sewer investment in disadvantaged rural communities:** 47 mostly rural communities receive grants for wastewater infrastructure
- **Critical water infrastructure grants:** Fund new wastewater infrastructure through competitive, needs-based process



# Summary

- \$100 Million in appropriations
- \$50 Million for Secondary Meters
- Remainder prioritized on rural systems, septic tank abandonment.
- Preparing a more detailed plan for next month





**Resolution No.**  
**09-21-21**



GRANGER-HUNTER  
IMPROVEMENT DISTRICT

---

2888 South 3600 West • P.O. Box 701110 • West Valley City, Utah 84170-1110 • Phone (801) 968-3551 • Fax (801) 968-5467 • [www.ghid.org](http://www.ghid.org)

DATE: September 16, 2021

TO: Board of Trustees of Granger-Hunter Improvement District

FROM: Austin Ballard, Controller/Clerk

SUBJECT: Cancellation of Election and Consideration of Resolution 09-21-21

---

In accordance with Utah code 17B-1-306, Granger-Hunter Improvement District (District) is required to hold at-large elections for expiring terms for each Board of Trustee seat. This year, the terms for the trustee seats held by Debra Armstrong and Roger Nordgren expire on December 31<sup>st</sup>, 2021. As of August 31<sup>st</sup>, 2021, there were only two candidates who successfully filed their candidacy for the at-large trustee seats. Per state law, if only one candidate files [per vacancy] and there is no write-in candidate who complies with section 20A-9-601, the board, in accordance with Section 20A-1-206 may:

- (i) Consider the candidate[s] to be elected to the position; and
- (ii) Cancel the election.

To cancel the election, the Board must adopt a resolution (included herewith), and notice of the cancellation must be published on the Public Notice Website, post ten additional notices in places that are most likely to give notice to the voters in within the District, the District website, and published twice in a newspaper of general circulation before the day of the election.

It is recommended that the Board approve Resolution 09-21-21 CANCELLING THE ELECTION OF TRUSTEES TO THE BOARD OF THE GRANGER-HUNTER IMPROVEMENT DISTRICT, and that the Board authorize staff to post the required notices as described above.

Please feel free to contact me at 801-955-2206 or at [a.ballard@ghid.org](mailto:a.ballard@ghid.org) if you have any questions or input. Thank you for your support.





GRANGER-HUNTER  
IMPROVEMENT DISTRICT

2888 South 3600 West • P.O. Box 701110 • West Valley City, Utah 84170-1110 • Phone (801) 968-3551 • Fax (801) 968-5467 • www.ghid.org

## Resolution of the Board of Trustees

### Resolution No. 9-21-21

#### INTENT TO CANCEL THE 2021 ELECTION OF TWO TRUSTEE SEATS TO THE BOARD OF THE GRANGER-HUNTER IMPROVEMENT DISTRICT

WHEREAS, the Board of Trustees of the Granger-Hunter Improvement District (“the District”) has provided the required notice of the expiring term of its two trustees;

WHEREAS, the appropriate time and notice has been given for all candidates to file, including the appropriate time for any write-in candidate, for the two at-large seats;

WHEREAS, the number of candidates for the office of trustee, including eligible write-in candidate, does not exceed the number of the open trustee positions for which the candidates have filed;

WHEREAS, there are no other local district ballot propositions;

NOW THEREFORE, BE IT RESOLVED as follows:

1. The Granger-Hunter Improvement District’s 2021 election is hereby cancelled.
2. The remaining trustee candidates are running unopposed.
3. The candidates that are running are considered elected to office whose term starts at noon on January 1, 2022
4. This Resolution shall take effect upon authorized execution.

PASSED, ADOPTED and APPROVED this 21<sup>st</sup> day of September, 2021.

\_\_\_\_\_  
Debra K. Armstrong, Chair of the Board of Trustees

ATTEST:

\_\_\_\_\_  
Austin Ballard, District Clerk

# **Our Operations**

- Review & Discuss Financial Report for August 2021
  - Review & Discuss Paid Invoice Report for August 2021
  - Water Maintenance Update
- Wastewater Maintenance Update
  - Water Supply Review
  - Capital Projects Update
- 20G: Building B Addition and Remodel Project Action Item
- Engineering Department Update



**GRANGER-HUNTER**  
IMPROVEMENT DISTRICT

**REVENUES**

	Actual 8/31/2020	Amended Budget 2020	% of Budget	Actual 8/31/2021	Budget 2021	% of Budget
<b>REVENUES</b>						
<b>Operating Revenues:</b>						
Water Sales	\$ 13,238,154	\$ 19,728,000	67.1%	\$ 12,530,938	\$ 19,884,000	63.0%
Sewer Service Charges	7,105,602	11,807,000	60.2%	7,127,786	11,677,000	61.0%
Central Valley Assessmt	1,788,641	2,700,000	66.2%	1,801,602	2,700,000	66.7%
Engineering Fees	6,042	6,000	100.7%	6,849	7,000	97.8%
Connection fees	31,876	34,000	93.8%	21,528	40,000	53.8%
Inspection	47,276	49,000	96.5%	48,787	55,000	88.7%
Delinquent/Turn-on Fees	8,665	35,000	24.8%	4,240	35,000	12.1%
Conservation Grant	48,390	68,500	70.6%	34,570	41,300	83.7%
Total Operating Revenue	<u>22,274,646</u>	<u>34,427,500</u>	64.7%	<u>21,576,300</u>	<u>34,439,300</u>	62.7%
<b>Property Tax Revenue:</b>						
Property Tax	30,971	3,400,000	0.9%	4,362	3,400,000	0.1%
Motor Vehicle	130,448	250,000	52.2%	152,142	250,000	60.9%
Personal Property	311,877	325,000	96.0%	307,071	325,000	94.5%
Delinquent Tax/Interest	48,377	80,000	60.5%	51,606	80,000	64.5%
Tax Increment for RDA	-	200,000	0.0%	-	200,000	0.0%
Total Property Tax Revenue	<u>521,673</u>	<u>4,255,000</u>	12.3%	<u>515,181</u>	<u>4,255,000</u>	12.1%
<b>Non-operating Revenue:</b>						
Impact Fees - Water	617,426	300,000	205.8%	394,220	450,000	87.6%
Impact Fees - Sewer	338,448	150,000	225.6%	230,760	200,000	115.4%
Interest	262,438	525,000	50.0%	94,957	250,000	38.0%
Sale of Surplus Equipment	6,279	59,000	10.6%	19,972	40,000	49.9%
Other	81,541	120,000	68.0%	74,398	120,000	62.0%
Total Non-operating Revenue	<u>1,306,132</u>	<u>1,154,000</u>	113.2%	<u>814,307</u>	<u>1,060,000</u>	76.8%
<b>Total Revenues</b>	<u>\$ 24,102,451</u>	<u>\$ 39,836,500</u>	60.5%	<u>\$ 22,905,788</u>	<u>\$ 39,754,300</u>	57.6%

*Percent of Year Completed:* 66.67%



**GRANGER-HUNTER**  
IMPROVEMENT DISTRICT

**EXPENSES**

	Actual 8/31/2020	Amended Budget 2020	% of Budget	Actual 8/31/2021	Budget 2021	% of Budget
<b>EXPENSES</b>						
<b>Payroll Wages:</b>						
Salaries & Wages	\$ 3,291,566	\$ 5,028,072	65.5%	\$ 3,116,008	\$ 4,893,240	63.7%
Overtime Wages	76,393	175,000	43.7%	61,836	175,000	35.3%
On-call Pay	43,211	71,280	60.6%	45,657	71,280	64.1%
Incentive Pay	5,727	15,000	38.2%	6,605	15,000	44.0%
Vehicle Allowance	4,638	9,000	51.5%	3,861	9,000	42.9%
Other/OPEB	307,444	250,000	123.0%	(1,062)	250,000	-0.4%
Clothing Allowance	18,975	22,000	86.3%	20,625	21,450	96.2%
<i>Total Payroll Wages</i>	<u>3,747,954</u>	<u>5,570,352</u>	<u>67.3%</u>	<u>3,253,530</u>	<u>5,434,970</u>	<u>59.9%</u>
<b>Payroll Benefits:</b>						
State Retirement Plan	533,863	955,045	55.9%	553,517	947,920	58.4%
401K Plan	396,305	598,677	66.2%	375,670	594,210	63.2%
Health/Dental Insurance	986,934	1,670,320	59.1%	1,020,488	1,687,023	60.5%
Medicare	49,323	73,547	67.1%	46,280	72,730	63.6%
Workers Compensation Ins	11,850	40,000	29.6%	22,879	40,000	57.2%
Life/LTD/LTC Insurance	51,378	75,000	68.5%	68,750	75,000	91.7%
State Unemployment	5,965	5,000	119.3%	-	10,000	0.0%
<i>Total Payroll Benefits</i>	<u>2,035,618</u>	<u>3,417,589</u>	<u>59.6%</u>	<u>2,087,584</u>	<u>3,426,883</u>	<u>60.9%</u>
<b>Operations &amp; Maintenance:</b>						
Repair & Replacement	330,027	655,560	50.3%	418,106	731,400	57.2%
Building & Grounds	47,153	82,450	57.2%	45,588	82,450	55.3%
Vehicle Maint & Fuel	110,578	189,431	58.4%	126,624	193,680	65.4%
Vehicle Lease	149,801	254,600	58.8%	156,239	225,800	69.2%
Tools & Supplies	42,545	73,400	58.0%	45,634	89,750	50.8%
Water Purchases	6,455,127	11,010,400	58.6%	6,844,309	10,717,260	63.9%
Treatment Chemicals	20,779	41,300	50.3%	37,628	41,300	91.1%
Water Lab Testing Fees	27,685	76,750	36.1%	13,609	66,500	20.5%
Utilities	492,623	982,000	50.2%	422,278	905,000	46.7%
<i>Total O&amp;M</i>	<u>7,676,318</u>	<u>13,365,891</u>	<u>57.4%</u>	<u>8,110,015</u>	<u>13,053,140</u>	<u>62.1%</u>
<b>CVWRF:</b>						
Facility Operations	2,334,724	4,494,860	51.9%	3,010,331	5,517,471	54.6%
Project Betterments	352,092	1,360,725	25.9%	968,070	1,748,831	55.4%
Interceptor Monitoring	(2,967)	-	0.0%	-	-	0.0%
Pre-treatment Field	157,525	283,675	55.5%	202,619	286,024	70.8%
Laboratory	132,566	227,418	58.3%	170,164	251,563	67.6%
CVW Debt Service	1,303,403	1,954,999	66.7%	2,234,066	3,311,053	67.5%
<i>Total CVWRF</i>	<u>\$ 4,277,343</u>	<u>\$ 8,321,677</u>	<u>51.4%</u>	<u>\$ 6,585,250</u>	<u>\$ 11,114,942</u>	<u>59.2%</u>



	Actual 8/31/2020	Budget 2020	% of Budget	Actual 8/31/2021	Budget 2021	% of Budget
<b>General &amp; Administrative:</b>						
Office Supplies/Printing	\$ 9,727	\$ 33,940	28.7%	\$ 10,129	\$ 27,840	36.4%
Postage & Mailing	84,358	159,500	52.9%	84,551	155,550	54.4%
General Administrative	27,325	61,000	44.8%	19,689	133,810	14.7%
Computer Supplies	158,045	494,243	32.0%	250,234	471,167	53.1%
General Insurance	264,920	439,612	60.3%	294,192	360,595	81.6%
Utilities	46,135	95,500	48.3%	41,181	95,500	43.1%
Telephone	71,611	120,200	59.6%	73,023	113,600	64.3%
Training & Education	42,873	133,200	32.2%	19,566	97,475	20.1%
Safety	30,943	39,620	78.1%	23,645	40,620	58.2%
Legal fees	15,616	44,000	35.5%	24,942	54,000	46.2%
Auditing Fees	12,000	12,000	100.0%	12,000	12,000	100.0%
Professional Consulting	30,774	97,400	31.6%	102,719	347,400	29.6%
Public Relations/Conservation	11,276	55,000	20.5%	59,615	98,500	60.5%
Banking & Bonding	217,569	330,900	65.8%	215,461	332,900	64.7%
Admin Contingency	-	180,000	0.0%	-	180,000	0.0%
<i>Total General Administrative</i>	<u>1,023,172</u>	<u>2,296,115</u>	<u>44.6%</u>	<u>1,230,947</u>	<u>2,520,957</u>	<u>48.8%</u>
<b>Total Operating Expenses</b>	<u>18,760,405</u>	<u>32,971,624</u>	<u>56.9%</u>	<u>21,267,326</u>	<u>35,550,892</u>	<u>59.8%</u>
<b>Net Operating Revenues</b>	<u>5,342,046</u>	<u>6,864,876</u>	<u>77.8%</u>	<u>1,638,462</u>	<u>4,203,408</u>	<u>39.0%</u>
<b>Indirect Operating Expenses:</b>						
Depreciation	-	7,700,000	0.0%	5,309,634	8,000,000	66.4%
RDA Pass-Through	-	200,000	0.0%	-	200,000	0.0%
<i>Total Indirect Operating Exp</i>	<u>-</u>	<u>7,900,000</u>	<u>0.0%</u>	<u>5,309,634</u>	<u>8,200,000</u>	<u>64.8%</u>
<b>Equipment and Infrastructure:</b>						
Infrastructure	2,445,928	15,746,152	15.5%	3,721,140	21,212,000	17.5%
New Vehicles & Equipment	376,233	409,747	91.8%	115,652	625,810	18.5%
<i>Total Equipment</i>	<u>2,822,161</u>	<u>16,155,899</u>	<u>17.5%</u>	<u>3,836,792</u>	<u>21,837,810</u>	<u>17.6%</u>
<b>Debt Service:</b>						
Bond Interest and Fees	22,971	244,995	9.4%	36,781	207,388	17.7%
Bond Principal Pmt ('12 Bond)	288,000	288,000	100.0%	295,000	311,000	94.9%
Bond Princ Pmt (2019 DEQ)	435,525	310,000	140.5%	532,000	532,000	100.0%
<i>Total Debt Service</i>	<u>746,496</u>	<u>842,995</u>	<u>88.6%</u>	<u>863,781</u>	<u>1,050,388</u>	<u>82.2%</u>
<b>Total Equip &amp; Debt Service</b>	<u>3,568,657</u>	<u>16,998,894</u>	<u>21.0%</u>	<u>4,700,573</u>	<u>22,888,198</u>	<u>20.5%</u>
<b>Net Revenues</b>	<u>1,773,389</u>	<u>(18,034,018)</u>	<u>-9.8%</u>	<u>(8,371,745)</u>	<u>(26,884,790)</u>	<u>31.1%</u>
<b>Infrastructure and Debt</b>						
Add back Depreciation	-	7,700,000	0.0%	5,309,634	8,000,000	66.4%
Add back Infrastructure	2,445,928	15,746,152	15.5%	3,721,140	21,212,000	17.5%
<b>Net Revenues, net of Infr &amp; Depr</b>	<u>\$ 4,219,317</u>	<u>\$ 5,412,134</u>	<u>78.0%</u>	<u>\$ 659,029</u>	<u>\$ 2,327,210</u>	<u>28.3%</u>

A large, stylized dollar sign (\$) is centered in the background. The left half of the dollar sign is light blue, and the right half is light green. The text is overlaid on this graphic.

**August 2021  
Paid Invoice  
Report**

VENDOR SET: 01 Granger - Hunter Improvem  
BANK: \* ALL BANKS  
DATE RANGE: 8/01/2021 THRU 8/31/2021

VENDOR I.D.	NAME	STATUS	CHECK DATE	AMOUNT	DISCOUNT	CHECK NO	CHECK STATUS	CHECK AMOUNT
C-CHECK	VOID CHECK	V	8/18/2021			122809		

\* \* T O T A L S \* \*

	NO	INVOICE AMOUNT	DISCOUNTS	CHECK AMOUNT
REGULAR CHECKS:	0	0.00	0.00	0.00
HAND CHECKS:	0	0.00	0.00	0.00
DRAFTS:	0	0.00	0.00	0.00
EFT:	0	0.00	0.00	0.00
NON CHECKS:	0	0.00	0.00	0.00
VOID CHECKS:	1	VOID DEBITS 0.00		
		VOID CREDITS 0.00	0.00	0.00

TOTAL ERRORS: 0

	NO	INVOICE AMOUNT	DISCOUNTS	CHECK AMOUNT
VENDOR SET: 01 BANK: * TOTALS:	1	0.00	0.00	0.00
BANK: * TOTALS:	1	0.00	0.00	0.00

VENDOR SET: 01 Granger - Hunter Improvem  
 BANK: GENCK GENERAL - CHECKING  
 DATE RANGE: 8/01/2021 THRU 8/31/2021

VENDOR I.D.	NAME	STATUS	CHECK DATE	AMOUNT	DISCOUNT	CHECK NO	CHECK STATUS	CHECK AMOUNT
0001	US TREASURY							
I-T1 202108036355	FEDERAL WITHHOLDING	D	8/03/2021			001298		
01 23010	FEDERAL W/H & MEDICARE PAYABLE			16,856.73				
I-T4 202108036355	MEDICARE WITHHOLDING	D	8/03/2021			001298		
01 23010	FEDERAL W/H & MEDICARE PAYABLE			2,953.14				
01 500150	MEDICARE			2,953.14				22,763.01
2532	HEALTH EQUITY INC							
I-HSB202108036355	HEALTH SAVINGS ACCOUNT	D	8/03/2021			001299		
01 22090	CAFETERIA PLAN PAYABLE			5,668.17				
01 500130	HEALTH INSURANCE			4,750.00				10,418.17
4640	UTAH RETIREMENT SYSTEMS							
I-2DC202108036355	TIER 2 DEFINED CONTRIBUTION	D	8/03/2021			001300		
01 500110	STATE RETIREMENT PLAN			661.94				
I-2HY202108036355	TIER 2 HYBRID CONTRIBUTION	D	8/03/2021			001300		
01 500110	STATE RETIREMENT PLAN			12,322.16				
I-45202108036355	457 CONTRIBUTION %	D	8/03/2021			001300		
01 22040	RETIREMENT CONTRIB PAYABLE			159.25				
I-457202108036355	457 CONTRIBUTION AMOUNT	D	8/03/2021			001300		
01 22040	RETIREMENT CONTRIB PAYABLE			215.00				
I-45B202108036355	457 CONTRIB - BOARD	D	8/03/2021			001300		
01 500120	401K PLAN EXPENSE			103.34				
I-45T202108036355	457 CONTRIB - TIER 2	D	8/03/2021			001300		
01 500120	401K PLAN EXPENSE			51.67				
I-4K2202108036355	401(K) \$ TIER 2 EMP CONTRIB	D	8/03/2021			001300		
01 22040	RETIREMENT CONTRIB PAYABLE			20.00				
I-4KP202108036355	401(K) % CONTRIBUTION AMOUNT	D	8/03/2021			001300		
01 22040	RETIREMENT CONTRIB PAYABLE			163.56				
I-DC4202108036355	TIER 2 DC 401K	D	8/03/2021			001300		
01 500110	STATE RETIREMENT PLAN			989.45				
I-HY4202108036355	TIER 2 HYBRID 401K	D	8/03/2021			001300		
01 500110	STATE RETIREMENT PLAN			475.37				
I-RT2202108036355	TIER 2 ROTH IRA CONTRIB AMOUNT	D	8/03/2021			001300		
01 22040	RETIREMENT CONTRIB PAYABLE			510.00				
I-RTH202108036355	ROTH IRA CONTRIBUTION AMNT	D	8/03/2021			001300		
01 22040	RETIREMENT CONTRIB PAYABLE			330.00				
I-T24202108036355	TIER 2 - 457 CONTRIB	D	8/03/2021			001300		
01 22040	RETIREMENT CONTRIB PAYABLE			5.00				
I-USR202108036355	UT STATE RET CONTRIBUTION	D	8/03/2021			001300		
01 500110	STATE RETIREMENT PLAN			17,644.44				33,651.18
2400	GRANGER HUNTER IMP DIST							
I-202107296354	GHID-4 JUL 2021	D	8/04/2021			001301		
01 510460	UTILITIES - ADMIN			1,154.65				
01 530280	UTILITIES - WATER/OPS			130.61				
01 550280	UTILITIES - WW			53.00				1,338.26



VENDOR SET: 01 Granger - Hunter Improvem  
 BANK: GENCK GENERAL - CHECKING  
 DATE RANGE: 8/01/2021 THRU 8/31/2021

VENDOR I.D.	NAME	STATUS	CHECK DATE	AMOUNT	DISCOUNT	CHECK NO	CHECK STATUS	CHECK AMOUNT
4990	WORKERS COMPEN OF UTAH							
I-7531347	JUL 2021/SCHEDULED PREMIUM	D	8/04/2021			001302		
01 500160	WORKERS COMP INS	JUL 2021/SCHEDULED P		3,008.20				3,008.20
1267	APELLO							
I-110166-01	AUG 2021 ANSWERING SERVICE	D	8/11/2021			001303		
01 510470	TELEPHONE	AUG 2021 ANSWERING S		480.00				480.00
2188	FERGUSON ENTERPRISES, INC							
I-1154009-1	4" CONCRT RISERS	D	8/11/2021			001304		
01 560210	REPAIR SUPPLIES - METER	4" CONCRT RISERS		668.60				
I-1156034	2" RISERS	D	8/11/2021			001304		
01 560210	REPAIR SUPPLIES - METER	2" RISERS		155.95				
I-1157266	Emergency Repair Parts	D	8/11/2021			001304		
01 530210	REPAIR SUPPLIES - CONST	Emergency Repair Par		584.00				
I-1157269	Capital Improvements	D	8/11/2021			001304		
01 520920	INFRASTRUCTURE PURCHASES	Capital Improvements		1,963.20				
I-1157732	Hydrant Gate Valve	D	8/11/2021			001304		
01 530210	REPAIR SUPPLIES - CONST	Hydrant Gate Valve		1,295.00				
I-1157732-1	Hydrant Gate Valve	D	8/11/2021			001304		
01 530210	REPAIR SUPPLIES - CONST	Hydrant Gate Valve		185.00				
I-1157747	Emergency Repair Parts	D	8/11/2021			001304		
01 530210	REPAIR SUPPLIES - CONST	Emergency Repair Par		188.75				
I-1157830	Emergency Repair Parts	D	8/11/2021			001304		
01 530210	REPAIR SUPPLIES - CONST	Emergency Repair Par		101.50				
I-1158310	Large Meter Capital	D	8/11/2021			001304		
01 520920	INFRASTRUCTURE PURCHASES	Large Meter Capital		2,948.75				
I-1160006	Emergency Repair Parts	D	8/11/2021			001304		
01 530210	REPAIR SUPPLIES - CONST	Emergency Repair Par		453.80				
I-8999182	Emergency Repair Parts	D	8/11/2021			001304		
01 530210	REPAIR SUPPLIES - CONST	Emergency Repair Par		109.09				
I-8999182-1	Emergency Repair Parts	D	8/11/2021			001304		
01 530210	REPAIR SUPPLIES - CONST	Emergency Repair Par		249.02				
I-9049298	Emergency Repair Parts	D	8/11/2021			001304		
01 530210	REPAIR SUPPLIES - CONST	Emergency Repair Par		120.94				9,023.60
2400	GRANGER HUNTER IMP DIST							
I-202108096368	GHID-1 JUL 2021	D	8/11/2021			001305		
01 530280	UTILITIES - WATER/OPS	GHID-1 JUL 2021		1,131.01				1,131.01
3040	MAGNA WATER CO							
I-202108096363	JUL 2021 SEWER CHARGES	D	8/11/2021			001306		
01 41020	SEWER SERVICE CHARGES	HUNTER VILLAGE PH 17		2,235.75				
01 41020	SEWER SERVICE CHARGES	HUNTER VILLAGE PH 16		596.20				
01 41020	SEWER SERVICE CHARGES	7200 WEST SEWER		178.86				
01 41020	SEWER SERVICE CHARGES	ORCHARDVIEW SUBDIV		924.11				
01 41020	SEWER SERVICE CHARGES	MAJESTIC VILLAS PASS		2,444.42				6,379.34

*Inventory + Large Mtr  
Capital Project*

VENDOR SET: 01 Granger - Hunter Improvem  
 BANK: GENCK GENERAL - CHECKING  
 DATE RANGE: 8/01/2021 THRU 8/31/2021

VENDOR I.D.	NAME	STATUS	CHECK DATE	AMOUNT	DISCOUNT	CHECK NO	CHECK STATUS	CHECK AMOUNT
3657	READY MADE CONCRETE							
I-116245	Cement	D	8/11/2021			001307		
01 530210	REPAIR SUPPLIES - CONST	Cement		162.00				
I-116711	Cement	D	8/11/2021			001307		
01 530210	REPAIR SUPPLIES - CONST	Cement		230.50				
I-117198	Cement	D	8/11/2021			001307		
01 530210	REPAIR SUPPLIES - CONST	Cement		305.00				697.50
3850	SALT LAKE CEMENT CUTTING							
I-91579	Cement Cutting	D	8/11/2021			001308		
01 530210	REPAIR SUPPLIES - CONST	Cement Cutting		150.00				
I-91680	Cement Cutting	D	8/11/2021			001308		
01 530210	REPAIR SUPPLIES - CONST	Cement Cutting		150.00				
I-91736	Cement Cutting	D	8/11/2021			001308		
01 530210	REPAIR SUPPLIES - CONST	Cement Cutting		150.00				450.00
4880	WEST VALLEY CITY							
I-202108096364	JUL 2021 STORMWATER	D	8/11/2021			001309		
01 510460	UTILITIES - ADMIN	2888 S	3600 W	402.00				
01 510460	UTILITIES - ADMIN	2824 S	3600 W	372.00				
01 550280	UTILITIES - WW	1247 W	2320 S A	21.00				
01 550280	UTILITIES - WW	1155 W	2320 S	12.00				
01 550280	UTILITIES - WW	1247 W	2320 S B	21.00				
01 550280	UTILITIES - WW	3100 S	DECKER LAKE D	36.00				
01 530280	UTILITIES - WATER/OPS	1460 W	3100 S	42.00				
01 530280	UTILITIES - WATER/OPS	1313 W	3300 S	18.00				
01 550280	UTILITIES - WW	1360 W	3100 S	12.00				
01 530280	UTILITIES - WATER/OPS	2117 W	2343 S	72.00				
01 530280	UTILITIES - WATER/OPS	1629 W	2320 S	42.00				
01 550280	UTILITIES - WW	2250 S	CONSTITUTION	6.00				
01 530280	UTILITIES - WATER/OPS	4080 S	2200 W	24.00				
01 530280	UTILITIES - WATER/OPS	2386 S	3600 W	84.00				
01 530280	UTILITIES - WATER/OPS	4404 S	4800 W	24.00				
01 530280	UTILITIES - WATER/OPS	6551 W	4100 S	18.00				
01 550280	UTILITIES - WW	2149 W	3100 S	36.00				
01 550280	UTILITIES - WW	2557 S	5370 W	8.10				
01 530280	UTILITIES - WATER/OPS	4525 S	6000 W	12.00				
01 530280	UTILITIES - WATER/OPS	4381 S	NUGGET DR	12.00				
01 550280	UTILITIES - WW	2911 S	2910 W	6.00				
01 530280	UTILITIES - WATER/OPS	3222 S	CULTURAL CENT	42.00				1,322.10
0001	US TREASURY							
I-T1 202108176378	FEDERAL WITHHOLDING	D	8/18/2021			001310		
01 23010	FEDERAL W/H & MEDICARE PAYABLE	FEDERAL WITHHOLDING		14,318.38				
I-T4 202108176378	MEDICARE WITHHOLDING	D	8/18/2021			001310		
01 23010	FEDERAL W/H & MEDICARE PAYABLE	MEDICARE WITHHOLDING		2,566.26				
01 500150	MEDICARE	MEDICARE WITHHOLDING		2,566.26				19,450.90

VENDOR SET: 01 Granger - Hunter Improvem  
 BANK: GENCK GENERAL - CHECKING  
 DATE RANGE: 8/01/2021 THRU 8/31/2021

VENDOR I.D.	NAME	STATUS	CHECK DATE	AMOUNT	DISCOUNT	CHECK NO	CHECK STATUS	CHECK AMOUNT
2532	HEALTHEQUITY INC							
I-HSB202108176378	HEALTH SAVINGS ACCOUNT	D	8/18/2021			001311		
01 22090	CAFETERIA PLAN PAYABLE	HEALTH SAVINGS ACCOU		4,658.17				
01 500130	HEALTH INSURANCE	HEALTH SAVINGS ACCOU		500.00				5,158.17
4640	UTAH RETIREMENT SYSTEMS							
I-2DC202108176378	TIER 2 DEFINED CONTRIBUTION	D	8/18/2021			001312		
01 500110	STATE RETIREMENT PLAN	TIER 2 DEFINED CONTR		706.47				
I-2HY202108176378	TIER 2 HYBRID CONTRIBUTION	D	8/18/2021			001312		
01 500110	STATE RETIREMENT PLAN	TIER 2 HYBRID CONTRI		11,831.28				
I-45%202108176378	457 CONTRIBUTION %	D	8/18/2021			001312		
01 22040	RETIREMENT CONTRIB PAYABLE	457 CONTRIBUTION %		142.75				
I-457202108176378	457 CONTRIBUTION AMOUNT	D	8/18/2021			001312		
01 22040	RETIREMENT CONTRIB PAYABLE	457 CONTRIBUTION AMO		215.00				
I-4K2202108176378	401(K) \$ TIER 2 EMP CONTRIB	D	8/18/2021			001312		
01 22040	RETIREMENT CONTRIB PAYABLE	401(K) \$ TIER 2 EMP		20.00				
I-4KP202108176378	401(K) % CONTRIBUTION AMOUNT	D	8/18/2021			001312		
01 22040	RETIREMENT CONTRIB PAYABLE	401(K) % CONTRIBUTIO		132.19				
I-DC4202108176378	TIER 2 DC 401K	D	8/18/2021			001312		
01 500110	STATE RETIREMENT PLAN	TIER 2 DC 401K		1,056.02				
I-HY4202108176378	TIER 2 HYBRID 401K	D	8/18/2021			001312		
01 500110	STATE RETIREMENT PLAN	TIER 2 HYBRID 401K		456.46				
I-RT2202108176378	TIER 2 ROTH IRA CONTRIB AMOUNT	D	8/18/2021			001312		
01 22040	RETIREMENT CONTRIB PAYABLE	TIER 2 ROTH IRA CONT		510.00				
I-RTH202108176378	ROTH IRA CONTRIBUTION AMNT	D	8/18/2021			001312		
01 22040	RETIREMENT CONTRIB PAYABLE	ROTH IRA CONTRIBUTIO		330.00				
I-T24202108176378	TIER 2 - 457 CONTRIB	D	8/18/2021			001312		
01 22040	RETIREMENT CONTRIB PAYABLE	TIER 2 - 457 CONTRIB		5.00				
I-USR202108176378	UT STATE RET CONTRIBUTION	D	8/18/2021			001312		
01 500110	STATE RETIREMENT PLAN	UT STATE RET CONTRIB		17,727.01				33,132.18
1730	CLYDE SNOW & SESSIONS							
I-159788	MATTER 006400/GENERAL	D	8/18/2021			001313		
01 510500	LEGAL EXPENSE	MATTER 006400/GENERA		5,523.20				5,523.20
2400	GRANGER HUNTER IMP DIST							
I-202108176379	GHID-2 JUL 2021	D	8/18/2021			001314		
01 530280	UTILITIES - WATER/OPS	GHID-2 JUL 2021		47.89				47.89
4704	VERIZON WIRELESS							
I-9885564441	JUL 2021 CELL PHONE & EQUIPMEN	D	8/18/2021			001315		
01 510470	TELEPHONE	JUL 2021 CELL PHONE		2,849.07				
01 510440	COMPUTER SUPPLIES/EQUIPMENT	JUL 2021 EQUIPMENT		119.98				2,969.05

VENDOR SET: 01 Granger - Hunter Improvem  
 BANK: GENCK GENERAL - CHECKING  
 DATE RANGE: 8/01/2021 THRU 8/31/2021

VENDOR I.D.	NAME	STATUS	CHECK DATE	AMOUNT	DISCOUNT	CHECK NO	CHECK STATUS	CHECK AMOUNT
2400	GRANGER HUNTER IMP DIST							
I-202108236385	GHID-3 AUG 2021	D	8/25/2021			001316		
01 530280	UTILITIES - WATER/OPS	GHID-3 AUG 2021		225.84				
01 550280	UTILITIES - WW	GHID-3 AUG 2021		53.00				278.84
0001	US TREASURY							
I-T1 202108316402	FEDERAL WITHHOLDING	D	8/31/2021			001317		
01 23010	FEDERAL W/H & MEDICARE PAYABLE	FEDERAL WITHHOLDING		15,212.66				
I-T4 202108316402	MEDICARE WITHHOLDING	D	8/31/2021			001317		
01 23010	FEDERAL W/H & MEDICARE PAYABLE	MEDICARE WITHHOLDING		2,675.26				
01 500150	MEDICARE	MEDICARE WITHHOLDING		2,675.26				20,563.18
2532	HEALTH EQUITY INC							
I-HSB202108316402	HEALTH SAVINGS ACCOUNT	D	8/31/2021			001318		
01 22090	CAFETERIA PLAN PAYABLE	HEALTH SAVINGS ACCOU		4,633.17				4,633.17
4640	UTAH RETIREMENT SYSTEMS							
I-2DC202108316402	TIER 2 DEFINED CONTRIBUTION	D	8/31/2021			001319		
01 500110	STATE RETIREMENT PLAN	TIER 2 DEFINED CONTR		729.62				
I-2HY202108316402	TIER 2 HYBRID CONTRIBUTION	D	8/31/2021			001319		
01 500110	STATE RETIREMENT PLAN	TIER 2 HYBRID CONTRI		12,798.73				
I-45%202108316402	457 CONTRIBUTION %	D	8/31/2021			001319		
01 22040	RETIREMENT CONTRIB PAYABLE	457 CONTRIBUTION %		144.43				
I-457202108316402	457 CONTRIBUTION AMOUNT	D	8/31/2021			001319		
01 22040	RETIREMENT CONTRIB PAYABLE	457 CONTRIBUTION AMO		215.00				
I-45B202108316402	457 CONTRIB - BOARD	D	8/31/2021			001319		
01 500120	401K PLAN EXPENSE	457 CONTRIB - BOARD		103.34				
I-45T202108316402	457 CONTRIB - TIER 2	D	8/31/2021			001319		
01 500120	401K PLAN EXPENSE	457 CONTRIB - TIER 2		51.67				
I-4K2202108316402	401(K) \$ TIER 2 EMP CONTRIB	D	8/31/2021			001319		
01 22040	RETIREMENT CONTRIB PAYABLE	401(K) \$ TIER 2 EMP		20.00				
I-4KP202108316402	401(K) % CONTRIBUTION AMOUNT	D	8/31/2021			001319		
01 22040	RETIREMENT CONTRIB PAYABLE	401(K) % CONTRIBUTIO		136.18				
I-DC4202108316402	TIER 2 DC 401K	D	8/31/2021			001319		
01 500110	STATE RETIREMENT PLAN	TIER 2 DC 401K		1,090.62				
I-HY4202108316402	TIER 2 HYBRID 401K	D	8/31/2021			001319		
01 500110	STATE RETIREMENT PLAN	TIER 2 HYBRID 401K		493.79				
I-RT2202108316402	TIER 2 ROTH IRA CONTRIB AMOUNT	D	8/31/2021			001319		
01 22040	RETIREMENT CONTRIB PAYABLE	TIER 2 ROTH IRA CONT		510.00				
I-RTH202108316402	ROTH IRA CONTRIBUTION AMNT	D	8/31/2021			001319		
01 22040	RETIREMENT CONTRIB PAYABLE	ROTH IRA CONTRIBUTIO		340.00				
I-T24202108316402	TIER 2 - 457 CONTRIB	D	8/31/2021			001319		
01 22040	RETIREMENT CONTRIB PAYABLE	TIER 2 - 457 CONTRIB		5.00				
I-USR202108316402	UT STATE RET CONTRIBUTION	D	8/31/2021			001319		
01 500110	STATE RETIREMENT PLAN	UT STATE RET CONTRIB		17,744.21				34,382.59

VENDOR SET: 01 Granger - Hunter Improvem

BANK: GENCK GENERAL - CHECKING

DATE RANGE: 8/01/2021 THRU 8/31/2021

VENDOR I.D.	NAME	STATUS	CHECK DATE	AMOUNT	DISCOUNT	CHECK NO	CHECK STATUS	CHECK AMOUNT
1142	I-202104156219							
	ALLIANZ CONSULTING SOLUTIONS, MAR 21 CC FEE REDUC SRVCS	V	4/21/2021			122201		306.79
1142	M-CHECK							
	ALLIANZ CONSULTING SOLUTIONS, ALLIANZ CONSULTING SOLUTUNPOST	V	8/05/2021			122201		306.79CR
1106	I-AAX202107066315							
	AFLAC GROUP INSURANCE							
	AFLAC GROUP INS AFTER TAX	R	8/03/2021			122697		
	HEALTH INSURANCE PAYABLE	AFLAC GROUP INS AFTE		28.73				
	I-AAX202107206338							
	AFLAC GROUP INS AFTER TAX	R	8/03/2021			122697		
	HEALTH INSURANCE PAYABLE	AFLAC GROUP INS AFTE		28.73				
	I-AGP202107066315							
	AFLAC GROUP INS PRE TAX	R	8/03/2021			122697		
	HEALTH INSURANCE PAYABLE	AFLAC GROUP INS PRE		64.86				
	I-AGP202107206338							
	AFLAC GROUP INS PRE TAX	R	8/03/2021			122697		
	HEALTH INSURANCE PAYABLE	AFLAC GROUP INS PRE		64.86				187.18
1725	I-CS2202108036355							
	CHILD SUPPORT SERVICES							
	CASE #C001446501	R	8/03/2021			122698		
	GARNISHMENT PAYABLE	CASE #C001446501		84.46				84.46
1725	I-CS3202108036355							
	CHILD SUPPORT SERVICES							
	CASE #C001355847	R	8/03/2021			122699		
	GARNISHMENT PAYABLE	CASE #C001355847		172.62				172.62
1725	I-CS5202108036355							
	CHILD SUPPORT SERVICES							
	CASE #C001522928	R	8/03/2021			122700		
	GARNISHMENT PAYABLE	CASE #C001522928		213.23				213.23
4650	I-T2 202107066315							
	UTAH STATE TAX COMMISSION							
	STATE WITHHOLDING	R	8/03/2021			122701		
	STATE W/H PAYABLE	STATE WITHHOLDING		8,732.31				
	I-T2 202107206338							
	STATE WITHHOLDING	R	8/03/2021			122701		
	STATE W/H PAYABLE	STATE WITHHOLDING		11,128.72				19,861.03
4870	I-4K*202108036355							
	WELLS FARGO ADVISORS							
	401(K) CONTRIBUTIONS	R	8/03/2021			122702		
	RETIREMENT CONTRIB PAYABLE	401(K) CONTRIBUTIONS		250.38				
	01 500120							
	401K PLAN EXPENSE	401(K) CONTRIBUTIONS		23,900.46				
	I-LM2202108036355							
	401(K) LOAN PAYMENT	R	8/03/2021			122702		
	RETIREMENT CONTRIB PAYABLE	401(K) LOAN PAYMENT		690.64				
	I-LMS202108036355							
	401(K) LOAN PAYMENT	R	8/03/2021			122702		
	RETIREMENT CONTRIB PAYABLE	401(K) LOAN PAYMENT		1,166.80				26,008.28

Vendor lost check.  
 Re-issued ✓ on  
 Pg. 13

VENDOR SET: 01 Granger - Hunter Improvem  
BANK: GENCK GENERAL - CHECKING  
DATE RANGE: 8/01/2021 THRU 8/31/2021

VENDOR I.D.	NAME	STATUS	CHECK DATE	AMOUNT	DISCOUNT	CHECK NO	CHECK STATUS	CHECK AMOUNT
1	DGREEN LLC, I-202108046358 01 43099	R	8/04/2021	594.86		122703		594.86
1087	APCO INC I-7637 01 520920-20N	R	8/04/2021	1,440.00		122704		1,440.00
1210	AMERICAN EXPRESS I-202108046357	R	8/04/2021	27,327.76		122705		
	01 21015		JUL 2021 PURCHASES	252.93				
	01 510440		AMEX/MC PAYABLE	1,625.00				
	01 510480		COMPUTER SUPPLIES/EQUIPMENT	83.29				
	01 510410		TRAINING & EDUCATION - ADM	89.99				
	01 510430		OFFICE SUPPLIES/PRINTING	70.99				
	01 510440		GENERAL ADMINISTRATIVE	24.81				
	01 510440		COMPUTER SUPPLIES/EQUIPMENT	60.00				
	01 510440		COMPUTER SUPPLIES/EQUIPMENT	125.00				
	01 510480		TRAINING & EDUCATION - ADM	39.96				
	01 510480		TRAINING & EDUCATION - ADM	260.99				
	01 510410		OFFICE SUPPLIES/PRINTING	50.00				
	01 520240		TOOLS & SUPPLIES - ENG	1,104.48				
	01 510480		TRAINING & EDUCATION - ADM	150.00				
	01 510430		GENERAL ADMINISTRATIVE	199.90				
	01 510480		TRAINING & EDUCATION - ADM	483.40				
	01 510440		COMPUTER SUPPLIES/EQUIPMENT	150.13				
	01 12060		A/R - OTHER	56.89				
	01 510440		COMPUTER SUPPLIES/EQUIPMENT	56.89				
	01 510440		COMPUTER SUPPLIES/EQUIPMENT	107.78				
	01 510440		COMPUTER SUPPLIES/EQUIPMENT	39.08				
	01 530210		REPAIR SUPPLIES - CONST	300.00				
	01 530210		REPAIR SUPPLIES - CONST	100.00				
	01 530210		REPAIR SUPPLIES - CONST	300.00				
	01 530210		REPAIR SUPPLIES - CONST	300.00				
	01 530210		REPAIR SUPPLIES - CONST	100.00				
	01 530210		REPAIR SUPPLIES - CONST	100.00				
	01 530210		REPAIR SUPPLIES - CONST	200.00				
	01 530210		REPAIR SUPPLIES - CONST	100.00				
	01 530210		REPAIR SUPPLIES - CONST	300.00				
	01 530210		REPAIR SUPPLIES - CONST	300.00				
	01 530210		REPAIR SUPPLIES - CONST	100.00				
	01 530210		REPAIR SUPPLIES - CONST	100.00				
	01 570910		MACHINERY & EQUIPMENT - VEH	2,449.00				
	01 520240		TOOLS & SUPPLIES - ENG	574.81				
	01 520920-20B		RUSHTON WATER TREATMENT PLANT	350.00				38,433.08

Magna Water \$ 6,379.34  
 Verizon \$ 3,063.38  
 Workers Comp \$ 3,008.20  
 Clyde Snow \$ 1,907.00  
 Ferguson \$ 8,311.61  
 Other \$ 4,658.23

VENDOR SET: 01 Granger - Hunter Improvem  
 BANK: GENCK GENERAL - CHECKING  
 DATE RANGE: 8/01/2021 THRU 8/31/2021

VENDOR I.D.	NAME	STATUS	CHECK DATE	AMOUNT	DISCOUNT	CHECK NO	CHECK STATUS	CHECK AMOUNT
1434	BATTERY SYSTEMS INC							
I-6829922 01 530210	WS Generator Maintenance REPAIR SUPPLIES - CONST	R	8/04/2021	355.78		122706		355.78
1470	BLUE STAKES OF UTAH UTILITY							
I-UT202101354 01 510470	JUL 2021 MONTHLY CHARGES TELEPHONE	R	8/04/2021	808.27		122707		808.27
1480	BOB'S LOCK SAFE & KEY							
I-96695 01 530210	Well 14 Well door REPAIR SUPPLIES - CONST	R	8/04/2021	390.00		122708		390.00
1500	BOWEN COLLINS AND ASSOCIATES							
I-25106 01 520920-20E	20E:PIONEER WWPS REPLACEMENT PIONEER WWPS REPLACEMENT	R	8/04/2021	39,059.75		122709		
I-26172 01 520920-20E	20E:PIONEER WWPS REPLACEMENT PIONEER WWPS REPLACEMENT	R	8/04/2021	48,558.40		122709		87,618.15
1527	BRIDGESTONE HOSEPOWER, LLC							
I-76050614-00 01 570230	NEW HANDLE VEHICLE MAINT & FUEL - VEH	R	8/04/2021	56.14		122710		56.14
1640	CATERPILLAR FINANCIAL SERVICES							
I-31266100 01 510235	2021 3RD QTR EQUIPMENT LEASE VEHICLE LEASE	R	8/04/2021	11,710.88		122711		11,710.88
1650	CDW GOVERNMENT LLC							
I-H410724 01 510440	SQL Server Licensing COMPUTER SUPPLIES/EQUIPMENT	R	8/04/2021	1,811.75		122712		1,811.75
1721	CHASE CARD SERVICES							
I-202108046361 01 510540	JUL 2021 PURCHASES BANKING & BONDING EXPENSE	R	8/04/2021	44.07		122713		44.07
1723	CHEMTECH-FORD, INC.							
I-21G1415 01 520270	WELL 1,8,12,15,16,17 SAMPLING WATER TESTING FEES	R	8/04/2021	316.00		122714		316.00
1741	COLONIAL LIFE & ACCIDENT INSUR							
C-4507125-0708904 01 22050	TERMINATED/NEW EMP ADJUSTMENTS HEALTH INSURANCE PAYABLE	R	8/04/2021	54.61CR		122715		
01 22050	HEALTH INSURANCE PAYABLE	TERMINATED EMP ADJ/#		24.98CR				
01 22050	HEALTH INSURANCE PAYABLE	NEW EMP ADJ/#211		46.30CR				
I-CLA202107066315 01 22050	COLONIAL LIFE INS AFTER TAX HEALTH INSURANCE PAYABLE	R	8/04/2021	298.44		122715		
I-CLA202107206338 01 22050	COLONIAL LIFE INS AFTER TAX HEALTH INSURANCE PAYABLE	R	8/04/2021	298.44		122715		
I-CLP202107066315	COLONIAL LIFE INS PRETAX	R	8/04/2021			122715		

VENDOR SET: 01 Granger - Hunter Improvem  
 BANK: GENCK GENERAL - CHECKING  
 DATE RANGE: 8/01/2021 THRU 8/31/2021

VENDOR I.D.	NAME	STATUS	CHECK DATE	AMOUNT	DISCOUNT	CHECK NO	CHECK STATUS	CHECK AMOUNT
1741	COLONIAL LIFE & ACCIDECONT							
I-CLP202107066315	COLONIAL LIFE INS PRETAX	R	8/04/2021			122715		
01 22050	HEALTH INSURANCE PAYABLE	COLONIAL LIFE INS PR		165.43				
I-CLP202107206338	COLONIAL LIFE INS PRETAX	R	8/04/2021			122715		
01 22050	HEALTH INSURANCE PAYABLE	COLONIAL LIFE INS PR		165.43				801.85
1771	CONSERVE-A-WATT LIGHTING, INC							
I-S100026280.002	LED LIGHTS FOR BOLLARDS	R	8/04/2021			122716		
01 510220	BUILDING & GROUNDS	LED LIGHTS FOR BOLLA		108.75				108.75
1922	DAWSON INFRASTRUCTURE SOLUTION							
I-210643	Unit 35 Reel Short Repair	R	8/04/2021			122717		
01 550240	TOOLS & SUPPLIES - WW	Unit 35 Reel Short R		3,204.36				
I-210644	Unit 35 Cable Termination	R	8/04/2021			122717		
01 550240	TOOLS & SUPPLIES - WW	Unit 35 Cable Termin		541.29				
I-210650	Camera Head Repair	R	8/04/2021			122717		
01 550240	TOOLS & SUPPLIES - WW	Camera Head Repair		553.12				4,298.77
1980	DOMINION ENERGY							
I-202108046359	JUL 2021 MONTHLY CHARGES	R	8/04/2021			122718		
01 530280	UTILITIES - WATER/OPS	3222 S CULTURAL CENT		7.46				
01 530280	UTILITIES - WATER/OPS	2320 S 1600 W		7.65				
01 550280	UTILITIES - WW	2911 WHISTLING LN		7.65				
01 550280	UTILITIES - WW	4555 S 6000 W		7.65				
01 550280	UTILITIES - WW	6000 W 2920 S		13.04				
01 530280	UTILITIES - WATER/OPS	4092 S 2200 W		7.16				
01 530280	UTILITIES - WATER/OPS	1285 W 2320 S		10.96				
01 530280	UTILITIES - WATER/OPS	1540 W 3100 S		7.16				
01 550280	UTILITIES - WW	2151 W 3100 S		152.15				
01 530280	UTILITIES - WATER/OPS	2390 S 3600 W		24.25				
01 510460	UTILITIES - ADMIN	2880 S 3600 W		95.13				
01 530280	UTILITIES - WATER/OPS	4500 S 4800 W REAR		20.32				
01 530280	UTILITIES - WATER/OPS	6525 W 4100 S		20.30				
01 530280	UTILITIES - WATER/OPS	3745 S 1000 W WH #8		7.16				388.04
2072	EDA ARCHITECTS, INC.							
I-220068.007	20G:BLDG B REMODEL & EXPSN/PRO	R	8/04/2021			122719		
01 520920-20G	BLDG B REMODEL & EXPANSION	20G:BLDG B REMODEL &		67,083.20				67,083.20
2168	FACTORY MOTOR PARTS							
I-122-200682	HOSE CLAMPS	R	8/04/2021			122720		
01 570230	VEHICLE MAINT & FUEL - VEH	HOSE CLAMPS		9.90				
I-79-1113979	HOSE CLAMPS	R	8/04/2021			122720		
01 570230	VEHICLE MAINT & FUEL - VEH	HOSE CLAMPS		9.90				
I-79-1113984	HOSE CLAMPS	R	8/04/2021			122720		
01 570230	VEHICLE MAINT & FUEL - VEH	HOSE CLAMPS		34.70				
I-98-277724	HOSE CLAMPS	R	8/04/2021			122720		
01 570230	VEHICLE MAINT & FUEL - VEH	HOSE CLAMPS		42.60				97.10



VENDOR SET: 01 Granger - Hunter Improvem  
 BANK: GENCK GENERAL - CHECKING  
 DATE RANGE: 8/01/2021 THRU 8/31/2021

VENDOR I.D.	NAME	STATUS	CHECK DATE	AMOUNT	DISCOUNT	CHECK NO	CHECK STATUS	CHECK AMOUNT
2184.1	FASTENAL COMPANY							
I-UTSAL73647 01 510490	PPE VENDING SUPPLIES SAFETY EXPENSE	R	8/04/2021			122721		22.68
2242	WEX BANK							
I-73162771 01 510230	JUL 2021 FUEL CHARGES VEHICLE FUEL - ADM	R	8/04/2021	198.00		122722		198.00
2380	GRAINGER INC							
I-9961140846 01 530240	Cordless tool battery cha TOOLS & SUPPLIES - CONST	R	8/04/2021	134.76		122723		134.76
2480	HACH COMPANY							
I-12549511 01 520270	Total Chlorine Accuvacs WATER TESTING FEES	R	8/04/2021	222.64		122724		222.64
2591	HONNEN EQUIPMENT							
I-1292178 01 530240	WS Tools TOOLS & SUPPLIES - CONST	R	8/04/2021	75.55		122725		75.55
2615	HYDRAPAK SEALS INC							
I-644140-00 01 570230	Seal kits VEHICLE MAINT & FUEL - VEH	R	8/04/2021	262.24		122726		262.24
2690	INTERMOUNTAIN FUSE SUPPLY INC							
I-3001693 01 510440	FUSES/WELL 17 COMPUTER SUPPLIES/EQUIPMENT	R	8/04/2021	123.05		122727		
I-3001767 01 510440	FUSES/WELL 17 COMPUTER SUPPLIES/EQUIPMENT	R	8/04/2021	189.40		122727		312.45
2980	LES OLSON CO							
I-EA1046263 01 510410	2021 2ND QTR CONTRACT BILLING OFFICE SUPPLIES/PRINTING	R	8/04/2021	229.06		122728		229.06
3003	LINCOLN NATIONAL LIFE INSURANC							
I-4275355872 01 500170	ACCT:BL-1183524/AUG 21 LFE/LTD LIFE/LTD/LTC INSURANCE	R	8/04/2021	7,639.31		122729		7,639.31
3117	MCMICHAEL, DERRICK R							
I-202108046360 01 510480	TUITION REIMB/ARCH,BUS,CONST TRAINING & EDUCATION - ADM	R	8/04/2021	525.00		122730		525.00
3225	MOUNTAIN WEST TRUCK CENTER							
I-1034202 01 570240	RENEW DIAG TOOL TOOLS - VEH	R	8/04/2021	230.00		122731		230.00

VENDOR I.D.	NAME	STATUS	CHECK DATE	AMOUNT	DISCOUNT	CHECK NO	CHECK STATUS	CHECK AMOUNT
3243	NPW/AUTO VALUE-USE VENDOR #130							
I-44-00395404	CARBIN AIR FILTER	R	8/04/2021			122732		
01 570230	VEHICLE MAINT & FUEL - VEH	CARBIN AIR FILTER		7.86				
I-44-00396637	Fan belts for P V WWPS	R	8/04/2021			122732		
01 550210	REPAIR SUPPLIES - WW	Fan belts for P V WW		31.66				
I-44-00398153	Fan Belts for Decker Main	R	8/04/2021			122732		
01 550210	REPAIR SUPPLIES - WW	Belts for fans @ Dec		26.70				
I-44-00399848	UNIT 40 NEW RADIATOR	R	8/04/2021			122732		
01 570230	VEHICLE MAINT & FUEL - VEH	UNIT 40 NEW RADIATOR		203.35				
I-44-00400035	TRANSMISSION FLUID COOLER	R	8/04/2021			122732		
01 570230	VEHICLE MAINT & FUEL - VEH	TRANSMISSION FLUID C		32.08				301.65
3556	PURCELL TIRE AND SERVICE CENTE							
I-2837506	NEW TIRE FOR BACKHOE	R	8/04/2021			122733		
01 570230	VEHICLE MAINT & FUEL - VEH	NEW TIRE FOR BACKHOE		328.31				328.31
3743	ROCKY MOUNTAIN AIR SOLUTIONS							
I-30290650	Oxygen/Acetylen	R	8/04/2021			122734		
01 530240	TOOLS & SUPPLIES - CONST	Oxygen/Acetylen		43.63				43.63
3950	SELECTHEALTH							
I-202108036356	AUG 2021 PREMIUM PAYMENT	R	8/04/2021			122735		
01 500130	HEALTH INSURANCE	RETIREE HEALTH INS		10,608.10				
01 500130	HEALTH INSURANCE	NEW EMPLOYEE HEALTH		4,020.00				
01 500130	HEALTH INSURANCE	TERM EMPLOYEE HEALTH		2,258.60CR				
01 500130	HEALTH INSURANCE	EMP HEALTH INS CORRE		880.70CR				
I-FSM202107066315	HEALTH INS FAM. SELECT MED	R	8/04/2021			122735		
01 500130	HEALTH INSURANCE	HEALTH INS FAM. SELE		89,780.00				
I-SSM202107066315	SINGLE SELECT MED	R	8/04/2021			122735		
01 500130	HEALTH INSURANCE	SINGLE SELECT MED		3,674.40				104,943.20
3980	SHRED-IT USA							
I-8182493568	JUL 2021 DOCUMENT SHREDDING	R	8/04/2021			122736		
01 510430	GENERAL ADMINISTRATIVE	JUL 2021 DOCUMENT SH		82.77				82.77
4236	STATE TRAILER SUPPLY							
I-10-712494	RV Chemical for Unit 31	R	8/04/2021			122737		
01 550240	TOOLS & SUPPLIES - WW	RV Chemical for Unit		39.58				39.58
4238	STEP SAVER INC							
I-UT140981	SALT/WELL 12	R	8/04/2021			122738		
01 530260	WATER TREATMENT CHEMICALS	SALT/WELL 12		1,075.25				1,075.25

VENDOR SET: 01 Granger - Hunter Improvem  
BANK: GENCK GENERAL - CHECKING  
DATE RANGE: 8/01/2021 THRU 8/31/2021

VENDOR I.D.	NAME	STATUS	CHECK DATE	AMOUNT	DISCOUNT	CHECK NO	CHECK STATUS	CHECK AMOUNT
4248	STREAMLINE							
I-83B0EDE6-0010 01 510440	AUG 2021 WEBSITE HOSTING COMPUTER SUPPLIES/EQUIPMENT	R	8/04/2021	1,080.00		122739		1,080.00
4350	THE DATA CENTER							
I-55424 01 510420	JUL 2021 FULL SERVICE PRINTING POSTAGE & MAILING	R	8/04/2021	3,056.02		122740		
I-55425 01 510420	JUL 2021 POSTAGE & HANDLING POSTAGE & MAILING	R	8/04/2021	8,476.31		122740		11,532.33
4703.1	VERACITY NETWORKS, LLC							
I-4969796 01 510470	JUL 2021 LAND LINE/INTERNET TELEPHONE	R	8/04/2021	2,638.94		122741		2,638.94
4910	WHEELER MACHINERY CO							
I-PS001179629 01 570230	TEETH AND TRACK PAD VEHICLE MAINT & FUEL - VEH	R	8/04/2021	447.43		122742		447.43
1	NAYCOR CONSTRUCTION, ,FH RFD							
I-202108096365 01 43099	MISC INCOME NAYCOR CONSTRUCTION,	R	8/11/2021	937.15		122743		937.15
1	MIKE WEAR, ,2021 BOOT REIMB							
I-202108096366 01 510490	SAFETY EXPENSE MIKE WEAR, :,2021 BOO	R	8/11/2021	91.81		122744		91.81
1	JOHN SWENSEN, ,2021 BOOT REIMB							
I-202108116370 01 510490	SAFETY EXPENSE JOHN SWENSEN, :,2021	R	8/11/2021	87.91		122745		87.91
1064	ACE RECYCLING & DISPOSAL							
I-0002365557 01 510220	AUG 2021 MONTHLY CHARGES BUILDING & GROUNDS	R	8/11/2021	262.20		122746		262.20
1142	ALLIANZ CONSULTING SOLUTIONS, MAR 21 CC FEE REDUC SRVCS							
I-202104156219 01 510540	BANKING & BONDING EXPENSE MAR 21 CC FEE REDUC	R	8/11/2021 Reissue	306.79		122747		306.79
1269	APOSHIAN GARDENS							
I-51121 01 530210	Emergency Site Repairs REPAIR SUPPLIES - CONST	R	8/11/2021	480.00		122748		
I-52521 01 530210	WS Site Repairs REPAIR SUPPLIES - CONST	R	8/11/2021	480.00		122748		960.00

306.79 / see page 7 for explanation

VENDOR SET: 01 Granger - Hunter Improvem  
 BANK: GENCK GENERAL - CHECKING  
 DATE RANGE: 8/01/2021 THRU 8/31/2021

VENDOR I.D.	NAME	STATUS	CHECK DATE	AMOUNT	DISCOUNT	CHECK NO	CHECK STATUS	CHECK AMOUNT
1290	ARBUCKLE, JUSTIN							
I-202108116369 01 510490	2021 BOOT REIMBURSEMENT SAFETY EXPENSE	R	8/11/2021			122749		
		2021	BOOT REIMBURSEM	100.00				100.00
1320	ASPHALT MATERIALS INC							
I-203945 01 530210	Asphalt REPAIR SUPPLIES - CONST	R	8/11/2021			122750		
I-204195 01 530210	Asphalt REPAIR SUPPLIES - CONST	R	8/11/2021	688.26		122750		
I-204413 01 530210	Asphalt REPAIR SUPPLIES - CONST	R	8/11/2021	364.50		122750		
I-204625 01 530210	Asphalt REPAIR SUPPLIES - CONST	R	8/11/2021	1,376.77		122750		
		Asphalt		249.33				2,678.86
1500	BOWEN COLLINS AND ASSOCIATES							
I-26222 01 520520	2021 MASTER PLAN UPDATE PROFESSIONAL CONSULTING - ENG	R	8/11/2021			122751		
	2021 MASTER PLAN UPD			19,770.50				19,770.50
1610	CARDWELL DISTRIBUTING							
I-0068868-IN 01 550210	Hydraulic Oil for Grndrs REPAIR SUPPLIES - WW	R	8/11/2021			122752		
		Hydraulic Oil for Gr		2,064.75				2,064.75
1670	CENTRAL VALLEY WATER REC FACIL							
I-202108116375 01 580310	JUL 2021 INVOICE FACILITY OPERATION - C.V.	R	8/11/2021			122753		
01 580340	PRETREATMENT FIELD - C.V.			FACILITY OPERATION				301,401.06
01 580350	LABORATORY - C.V.			PRETREATMENT FIELD				26,114.46
01 580350	LABORATORY - C.V.			ENTITY LAB WORK				2,830.00
01 580320	PROJECT BETTERMENTS- C.V.			NET LAB COSTS				11,999.18
01 580380	CVW DEBT SERVICE			MONTHLY CIP				84,501.02
				LOAN PAYMENT				376,701.32
								803,547.04
1723	CHEMTECH-FORD, INC.							
I-21G1806 01 520270	3888 S 6400 W SAMPLING WATER TESTING FEES	R	8/11/2021			122754		
I-21H0413 01 520270	WELL 4/5023&4978 S 3600 W SMPL WATER TESTING FEES	R	8/11/2021	28.00		122754		
				WELL 4/5023&4978 S 3				60.00
								88.00
1725.5	CINTAS CORPORATION							
I-4091644351 01 510220	MATS BUILDING & GROUNDS	R	8/11/2021			122755		
		WEEKLY MATS & DUST M		119.84				119.84
1796	CORE & MAIN LP							
C-P331689 01 530210	Fire Hydrant Parts REPAIR SUPPLIES - CONST	R	8/11/2021			122756		
I-P193789 01 530210	Fire hydrant repair flang REPAIR SUPPLIES - CONST	R	8/11/2021	534.18CR		122756		
I-P206740 01 530210	Fire Hydrant Parts REPAIR SUPPLIES - CONST	R	8/11/2021	1,775.25		122756		
I-P263882	Clow Fire Hydrant Parts	R	8/11/2021	1,728.00		122756		

VENDOR SET: 01 Granger - Hunter Improvem  
 BANK: GENCK GENERAL - CHECKING  
 DATE RANGE: 8/01/2021 THRU 8/31/2021

VENDOR I.D.	NAME	STATUS	CHECK DATE	AMOUNT	DISCOUNT	CHECK NO	CHECK STATUS	CHECK AMOUNT
1796	CORE & MAIN LP	CONT						
I-P263882	Clow Fire Hydrant Parts	R	8/11/2021			122756		
01 530210	REPAIR SUPPLIES - CONST	Clow Fire Hydrant Pa		572.34				3,541.41
1845	CRUS OIL, INC.							
I-0020312	FILTER RE-STOCK	R	8/11/2021			122757		
01 570230	VEHICLE MAINT & FUEL - VEH	FILTER RE-STOCK		17.61				17.61
1934	DESERET NEWS							
I-2021-131528	PUB NOTICE/DRINK WTR CONSUMER	R	8/11/2021			122758		
01 510500	LEGAL EXPENSE	PUB NOTICE/DRINK WTR		24.05				24.05
1950	DIAMOND CUTTING, LLC							
I-36799	GASKETS/METER REPAIR	R	8/11/2021			122759		
01 560210	REPAIR SUPPLIES - METER	GASKETS/METER REPAIR		48.42				48.42
2070	ECT SALES AND SERVICE							
I-19422	WELL 17/MOTOR TROUBLESHOOTING	R	8/11/2021			122760		
01 510440	COMPUTER SUPPLIES/EQUIPMENT	WELL 17/MOTOR TROUBL		400.00				400.00
2102	ENTERPRISE FM TRUST							
I-FBN4268078	AUG 2021 MONTHLY LEASE CHARGES	R	8/11/2021			122761		
01 510235	VEHICLE LEASE	UNIT 3 LEASE CHARGES		392.28				
01 510235	VEHICLE LEASE	UNIT 7 LEASE CHARGES		532.29				
01 510235	VEHICLE LEASE	UNIT 16 LEASE CHARGE		503.19				
01 510235	VEHICLE LEASE	UNIT 22 LEASE CHARGE		552.12				
01 510235	VEHICLE LEASE	UNIT 32 LEASE CHARGE		2,071.78				
01 510235	VEHICLE LEASE	UNIT 32 MAINT CHARGE		8.00				
01 510235	VEHICLE LEASE	UNIT 38 LEASE CHARGE		426.07				
01 510235	VEHICLE LEASE	UNIT 50 LEASE CHARGE		829.19				
01 510235	VEHICLE LEASE	UNIT 30 LEASE CHARGE		995.67				
01 510235	VEHICLE LEASE	UNIT 30 MAINT CHARGE		8.00				
01 510235	VEHICLE LEASE	UNIT 14 LEASE CHARGE		621.10				
01 510235	VEHICLE LEASE	UNIT 5 LEASE CHARGES		621.10				
01 510235	VEHICLE LEASE	UNIT 1 LEASE CHARGES		731.33				
01 510235	VEHICLE LEASE	UNIT 54 LEASE CHARGE		684.80				
01 510235	VEHICLE LEASE	UNIT 47 LEASE CHARGE		712.53				
01 510235	VEHICLE LEASE	UNIT 28 LEASE CHARGE		289.09				
01 510235	VEHICLE LEASE	UNIT 21 LEASE CHARGE		2,052.07				
01 510235	VEHICLE LEASE	UNIT 53 LEASE CHARGE		623.32				
01 510235	VEHICLE LEASE	UNIT 27 LEASE CHARGE		533.84				
01 510235	VEHICLE LEASE	UNIT 52 LEASE CHARGE		533.84				
01 510235	VEHICLE LEASE	UNIT 55 LEASE CHARGE		533.84				
01 510235	VEHICLE LEASE	UNIT 12 LEASE CHARGE		541.91				
01 510235	VEHICLE LEASE	UNIT 60 LEASE CHARGE		616.91				15,414.27

VENDOR SET: 01 Granger - Hunter Improvem  
 BANK: GENCK GENERAL - CHECKING  
 DATE RANGE: 8/01/2021 THRU 8/31/2021

VENDOR I.D.	NAME	STATUS	CHECK DATE	AMOUNT	DISCOUNT	CHECK NO	CHECK STATUS	CHECK AMOUNT
2102	ENTERPRISE FM TRUST I-UNIT #226GCB 01 570910	R	8/11/2021	8,574.35		122762		8,574.35
2102	ENTERPRISE FM TRUST I-UNIT #226GCD 01 570910	R	8/11/2021	7,799.43		122763		7,799.43
2102	ENTERPRISE FM TRUST I-UNIT #226LKP 01 570910	R	8/11/2021	7,092.86		122764		7,092.86
2184.1	FASTENAL COMPANY I-UTSAL73847 01 510490	R	8/11/2021	537.72		122765		537.72
2380	GRAINGER INC I-9011907368 01 530210	R	8/11/2021	32.74		122766		
	I-9967588394 01 530210	R	8/11/2021	16.37		122766		49.11
2443	GS TRACKME LLC I-12121 01 510440	R	8/11/2021	1,049.58		122767		1,049.58
2490	HANSEN, ALLEN & LUCE, INC. I-44689 01 520920-20D	R	8/11/2021	13,799.31		122768		13,799.31
2505	HARMONS DIST. I-121511/1 01 510430	R	8/11/2021	39.50		122769		39.50
2590	HOME DEPOT CREDIT SERVICES I-202108056362 01 560210	R	8/11/2021	192.97		122770		
	01 530240			11.99				
	01 510440			119.91				
	01 550240			17.98				
	01 530210			29.49				
	01 530210			9.46				
	01 530240			52.95				
	01 510220			95.24				
	01 530240			288.00				
	01 520240			103.76				
	01 510440			10.41				
	01 530240			25.97				

Vehicle lease  
buyout

VENDOR SET: 01 Granger - Hunter Improvem  
 BANK: GENCK GENERAL - CHECKING  
 DATE RANGE: 8/01/2021 THRU 8/31/2021

VENDOR I.D.	NAME	STATUS	CHECK DATE	AMOUNT	DISCOUNT	CHECK NO	CHECK STATUS	CHECK AMOUNT
2590	HOME DEPOT CREDIT SERVCONT							
I-202108056362	JUL 2021 PURCHASES	R	8/11/2021			122770		
01 510440	COMPUTER SUPPLIES/EQUIPMENT			39.53				
01 530210	REPAIR SUPPLIES - CONST			210.78				
01 530210	REPAIR SUPPLIES - CONST			87.52				
01 530240	TOOLS & SUPPLIES - CONST			81.87				
01 530240	TOOLS & SUPPLIES - CONST			14.98				
01 510440	COMPUTER SUPPLIES/EQUIPMENT			11.24				1,404.05
2615	HYDRAPAK SEALS INC							
I-645144-00	SEAL/JOHN DEERE CRAWLER	R	8/11/2021			122771		
01 570230	VEHICLE MAINT & FUEL - VEH			22.44				
I-645276-00	SEAL/JOHN DEERE CRAWLER	R	8/11/2021			122771		
01 570230	VEHICLE MAINT & FUEL - VEH			12.77				35.21
2734	J-U-B ENGINEERS, INC.							
I-0144879	20B:RUSHTON WTR TRTMT PLT/PROF	R	8/11/2021			122772		
01 520920-20B	RUSHTON WATER TREATMENT PLANT			26,575.81				26,575.81
2772	JOHNSON, KRISTY							
I-202108116372	REIMB STF MTG & EMP APP	R	8/11/2021			122773		
01 510430	GENERAL ADMINISTRATIVE			117.68				117.68
3010	LOWES COMPANIES INC							
I-202108096367	UNIT 9/EQUIP REPAIRS	R	8/11/2021			122774		
01 570230	VEHICLE MAINT & FUEL - VEH			21.19				21.19
3225	MOUNTAIN WEST TRUCK CENTER							
I-1033908	CONTROL VALVE	R	8/11/2021			122775		
01 570230	VEHICLE MAINT & FUEL - VEH			103.42				103.42
3401	OWEN EQUIPMENT COMPANY							
I-00103899	WS Tools	R	8/11/2021			122776		
01 530240	TOOLS & SUPPLIES - CONST			240.00				240.00
3630	RASMUSSEN EQUIPMENT							
I-10132292	WS Tools	R	8/11/2021			122777		
01 530240	TOOLS & SUPPLIES - CONST			2,815.69				2,815.69
3790	ROYAL WHOLESALE ELECTRIC							
I-6695-1013151	PLC output card	R	8/11/2021			122778		
01 520920	INFRASTRUCTURE PURCHASES			1,383.71				1,383.71

VENDOR I.D.	NAME	STATUS	CHECK DATE	AMOUNT	DISCOUNT	CHECK NO	CHECK STATUS	CHECK AMOUNT
3950	SELECTHEALTH							
I-202108116374 01 510430	HEALTHY LIV RWD/EMP 8,2,40,148 GENERAL ADMINISTRATIVE	R	8/11/2021	290.80		122779		290.80
4340	THATCHER COMPANY							
I-1526651 01 530260	HFS ACID WELL 12 WATER TREATMENT CHEMICALS	R	8/11/2021	2,831.30		122780		
I-1526654 01 530260	HFS ACID WELL 1 WATER TREATMENT CHEMICALS	R	8/11/2021	2,831.95		122780		5,663.25
4405	THOMAS PETROLEUM							
I-0215660-IN 01 510230	RIDGELAND FUEL VEHICLE FUEL - ADM	R	8/11/2021	2,735.64		122781		
01 510230	VEHICLE FUEL - ADM			297.61				3,033.25
4479	TYLER TECHNOLOGIES							
I-025-341807 01 510440	ANNUAL MAINT/9-21 THRU 8-22 COMPUTER SUPPLIES/EQUIPMENT	R	8/11/2021	56,523.65		122782		56,523.65
4501	UNDERGROUND SOLUTIONS INC							
I-656046 RI 01 530210	FUSION LICENSE FEE REPAIR SUPPLIES - CONST	R	8/11/2021	100.00		122783		100.00
4693	UTOPIA							
I-CIV202108-000032 01 510470	AUG 2021 FIBER OPTICS TELEPHONE	R	8/11/2021	700.00		122784		700.00
4899	WESTERN WATER WORKS SUPPLY COM							
I-2103579-00 01 530210	8" Check Valve REPAIR SUPPLIES - CONST	R	8/11/2021	2,043.93		122785		2,043.93
4927	WILHELMSSEN, MARK W							
I-202108116371 01 510490	2021 BOOT REIMBURSEMENT SAFETY EXPENSE	R	8/11/2021	100.00		122786		100.00
4938	WINGFOOT CORPORATION							
I-107199 01 510220	AUG 2021 JANITORIAL SVCS BUILDING & GROUNDS	R	8/11/2021	1,889.00		122787		1,889.00
1725	CHILD SUPPORT SERVICES							
I-CS2202108176378 01 22080	CASE #C001446501 GARNISHMENT PAYABLE	R	8/18/2021	84.46		122788		84.46

56,523.65 ✓ Financial Software license



VENDOR SET: 01 Granger - Hunter Improvem  
 BANK: GENCK GENERAL - CHECKING  
 DATE RANGE: 8/01/2021 THRU 8/31/2021

VENDOR I.D.	NAME	STATUS	CHECK DATE	AMOUNT	DISCOUNT	CHECK NO	CHECK STATUS	CHECK AMOUNT
1725	CHILD SUPPORT SERVICES							
I-CS3202108176378	CASE #C001355847	R	8/18/2021			122789		
01 22080	GARNISHMENT PAYABLE	CASE #C001355847		172.62				172.62
1725	CHILD SUPPORT SERVICES							
I-CS5202108176378	CASE #C001522928	R	8/18/2021			122790		
01 22080	GARNISHMENT PAYABLE	CASE #C001522928		213.23				213.23
4870	WELLS FARGO ADVISORS							
I-4K%202108176378	401(K) CONTRIBUTIONS	R	8/18/2021			122791		
01 22040	RETIREMENT CONTRIB PAYABLE	401(K) CONTRIBUTIONS		229.31				
01 500120	401K PLAN EXPENSE	401(K) CONTRIBUTIONS		20,852.32				
I-LM2202108176378	401(K) LOAN PAYMENT	R	8/18/2021			122791		
01 22040	RETIREMENT CONTRIB PAYABLE	401(K) LOAN PAYMENT		690.64				
I-LMS202108176378	401(K) LOAN PAYMENT	R	8/18/2021			122791		
01 22040	RETIREMENT CONTRIB PAYABLE	401(K) LOAN PAYMENT		1,166.80				22,939.07
1	KEVIN KILLPACK,							
I-202108176381	,CDL WRITTEN	R	8/18/2021			122792		
01 510490	SAFETY EXPENSE	KEVIN KILLPACK, :,CDL		52.00				52.00
1160	ALPINE SUPPLY							
I-254779	1/4 AIR LINE	R	8/18/2021			122793		
01 570230	VEHICLE MAINT & FUEL - VEH	1/4 AIR LINE		30.24				30.24
1268.1	APPLICANTPRO							
I-161600	SEP 2021 MONTHLY CHARGES	R	8/18/2021			122794		
01 510430	GENERAL ADMINISTRATIVE	SEP 2021 MONTHLY CHA		169.00				169.00
1462	BIOGRASS SOD FARMS							
I-2021-00721	WS Emergency Repairs	R	8/18/2021			122795		
01 530210	REPAIR SUPPLIES - CONST	WS Repairs		220.00				220.00
1723	CHEMTECH-FORD, INC.							
I-21G1807	WELL 1,8,12,15,16,17 SAMPLING	R	8/18/2021			122796		
01 520270	WATER TESTING FEES	WELL 1,8,12,15,16,17		360.00				
I-21H0412	WELL 4 SAMPLING	R	8/18/2021			122796		
01 520270	WATER TESTING FEES	WELL 4 SAMPLING		190.00				550.00
1725.5	CINTAS CORPORATION							
I-4093008523	MATS	R	8/18/2021			122797		
01 510220	BUILDING & GROUNDS	WEEKLY MATS & DUST M		119.84				119.84

VENDOR SET: 01 Granger - Hunter Improvem  
 BANK: GENCK GENERAL - CHECKING  
 DATE RANGE: 8/01/2021 THRU 8/31/2021

VENDOR I.D.	NAME	STATUS	CHECK DATE	AMOUNT	DISCOUNT	CHECK NO	CHECK STATUS	CHECK AMOUNT
1740	COLONIAL FLAG AND SPECIALTY CO							
I-0251226-IN 01 510220	FLAG ROTATION BUILDING & GROUNDS	R	8/18/2021	97.00		122798		97.00
1911	DATA SERVICES - SLCO							
I-REC0005085 01 510430	MINIMUM MONTHLY CHARGE GENERAL ADMINISTRATIVE	R	8/18/2021	25.00		122799		25.00
1959	DISH							
I-202108126376 01 510440	AUG 2021 MONTHLY CHARGES COMPUTER SUPPLIES/EQUIPMENT	R	8/18/2021	65.57		122800		65.57
2103	ENVIRONMENTAL PRODUCTS & ACCES							
I-253257 01 570230	DEBRIS BODY BALL VALVE VEHICLE MAINT & FUEL - VEH	R	8/18/2021	115.61		122801		115.61
2184.1	FASTENAL COMPANY							
I-UTSAL73922 01 510490	PPE VENDING SUPPLIES SAFETY EXPENSE	R	8/18/2021	1,045.17		122802		1,045.17
2380	GRAINGER INC							
I-9016568835 01 530240	SPIKE HAMMERS TOOLS & SUPPLIES - CONST	R	8/18/2021	90.81		122803		
I-9018927401 01 510490	PPE/EAR PLUGS SAFETY EXPENSE	R	8/18/2021	28.07		122803		
I-9019119107 01 530210	AC repair REPAIR SUPPLIES - CONST	R	8/18/2021	58.13		122803		
I-9023248249 01 510490	PPE/EAR PLUGS SAFETY EXPENSE	R	8/18/2021	28.07		122803		205.08
2538	HELM, JASON							
I-202108126377 01 510480	TRANSPORTATION/AWWA UTIL MGMT TRAINING & EDUCATION - ADM	R	8/18/2021	534.14		122804		534.14
2637	INDUSTRIAL SAFETY EQUIPMENT, L							
I-2021-21444 01 510490	PPE/SQWINCHER ZERO POPS SAFETY EXPENSE	R	8/18/2021	47.25		122805		
I-2021-21667 01 510490	PPE/NECK SHADES SAFETY EXPENSE	R	8/18/2021	32.50		122805		79.75
2790	JORDAN VALLEY WATER CONSERVANC							
I-202108176382 01 530250	JUL 2021 WATER DELIVERIES WATER SUPPLY EXPENSE	R	8/18/2021	1,408,891.49		122806		1,408,891.49 ✓

VENDOR SET: 01 Granger - Hunter Improvem  
 BANK: GENCK GENERAL - CHECKING  
 DATE RANGE: 8/01/2021 THRU 8/31/2021

VENDOR I.D.	NAME	STATUS	CHECK DATE	AMOUNT	DISCOUNT	CHECK NO	CHECK STATUS	CHECK AMOUNT
2840	KAMAN INDUSTRIAL TECHNOLOGIES							
I-C782928	Bearing for fan at PV	R	8/18/2021			122807		
01 550210	REPAIR SUPPLIES - WW	Bearing for fan at P		102.26				102.26
2967	LAWN BUTLER							
I-57286	Grounds Maintenance	R	8/18/2021			122808		
01 530210	REPAIR SUPPLIES - CONST	Grounds Maintenance		220.00				
I-57819	Grounds Maintenance	R	8/18/2021			122808		
01 530210	REPAIR SUPPLIES - CONST	Grounds Maintenance		511.52				
I-57820	Grounds Maintenance	R	8/18/2021			122808		
01 530210	REPAIR SUPPLIES - CONST	Grounds Maintenance		776.64				
I-57821	Grounds Maintenance	R	8/18/2021			122808		
01 530210	REPAIR SUPPLIES - CONST	Grounds Maintenance		1,763.76				
I-57906	Grounds Maintenance	R	8/18/2021			122808		
01 530210	REPAIR SUPPLIES - CONST	Grounds Maintenance		165.00				
I-57907	Grounds Maintenance	R	8/18/2021			122808		
01 530210	REPAIR SUPPLIES - CONST	Grounds Maintenance		123.75				
I-57908	Grounds Maintenance	R	8/18/2021			122808		
01 530210	REPAIR SUPPLIES - CONST	Grounds Maintenance		123.75				
I-57909	Grounds Maintenance	R	8/18/2021			122808		
01 530210	REPAIR SUPPLIES - CONST	Grounds Maintenance		123.75				
I-57910	Grounds Maintenance	R	8/18/2021			122808		
01 530210	REPAIR SUPPLIES - CONST	Grounds Maintenance		165.00				
I-57911	Grounds Maintenance	R	8/18/2021			122808		
01 530210	REPAIR SUPPLIES - CONST	Grounds Maintenance		123.75				
I-57912	Grounds Maintenance	R	8/18/2021			122808		
01 530210	REPAIR SUPPLIES - CONST	Grounds Maintenance		123.75				
I-57919	Grounds Maintenance	R	8/18/2021			122808		
01 530210	REPAIR SUPPLIES - CONST	Grounds Maintenance		450.00				
I-58002	Grounds Maintenance	R	8/18/2021			122808		
01 530210	REPAIR SUPPLIES - CONST	Grounds Maintenance		615.00				5,285.67
3210	MOUNTAINLAND SUPPLY COMPANY							
I-S104204170.001	COMMAND LINK REPAIR	R	8/18/2021			122810		
01 560210	REPAIR SUPPLIES - METER	COMMAND LINK REPAIR		295.45				
I-S104204573.001	COMMAND LINK REPAIR	R	8/18/2021			122810		
01 560210	REPAIR SUPPLIES - METER	COMMAND LINK CABLES		128.62				424.07
3225	MOUNTAIN WEST TRUCK CENTER							
I-1034333	AIR BRAKE COMBO VALVE	R	8/18/2021			122811		
01 570230	VEHICLE MAINT & FUEL - VEH	AIR BRAKE COMBO VALV		295.14				295.14
3375	OCCUPATIONAL HEALTH CENTERS							
I-15013026	PRE-EMP SCREENING	R	8/18/2021			122812		
01 510520	PROFESSIONAL CONSULTING	PRE-EMP SCREENING		71.00				71.00

VENDOR SET: 01 Granger - Hunter Improvem  
 BANK: GENCK GENERAL - CHECKING  
 DATE RANGE: 8/01/2021 THRU 8/31/2021

VENDOR I.D.	NAME	STATUS	CHECK DATE	AMOUNT	DISCOUNT	CHECK NO	CHECK STATUS	CHECK AMOUNT
3481	PITNEY BOWES RESERVE ACCOUNT							
I-202108176380 01 510420	POSTAGE MACHINE POSTAGE & MAILING	R	8/18/2021	450.00		122813		450.00
3727	RIDGE ROCK INC.							
I-31003-1 01 530210	WS Site Maintenance REPAIR SUPPLIES - CONST	R	8/18/2021	3,274.00		122814		
I-31003-2 01 530210	Water Systems Site Maint REPAIR SUPPLIES - CONST	R	8/18/2021	1,999.00		122814		5,273.00
4185	STANDARD PLUMBING SUPPLY CO							
I-MZVW93 01 530210	PVC Fittings REPAIR SUPPLIES - CONST	R	8/18/2021	52.28		122815		
I-MZW673 01 530210	PVC Fittings REPAIR SUPPLIES - CONST	R	8/18/2021	42.74		122815		95.02
1	FONU A CONSTRUCTION, , FH REF							
I-202108246386 01 43099	MISC INCOME	R	8/25/2021	935.00		122816		935.00
1	DIAMOND TREE EXPERTS, , FH RFD							
I-202108246387 01 43099	MISC INCOME	R	8/25/2021	1,557.98		122817		1,557.98
1	PRIDE EXCAVATING LLC, , FH REF							
I-202108246388 01 43099	MISC INCOME	R	8/25/2021	290.01		122818		290.01
1	HDD CACTUS, , FIRE HYD REFUND							
I-202108246389 01 43099	MISC INCOME	R	8/25/2021	354.85		122819		354.85
1	KLEINFELDER, , FIRE HYD REFUND							
I-202108246390 01 43099	MISC INCOME	R	8/25/2021	1,559.97		122820		1,559.97
1142	ALLIANZ CONSULTING SOLUTIONS, JUL 21 CC FEE REDUC SRVCS							
I-202108196383 01 510540	BANKING & BONDING EXPENSE	R	8/25/2021	406.55		122821		406.55
1330	ASSOCIATED BUSINESS TECHNOLOGI BLDG B/PRINTER-SCANNER							
I-20271 01 510440	COMPUTER SUPPLIES/EQUIPMENT	R	8/25/2021	3,685.54		122822		3,685.54

VENDOR SET: 01 Granger - Hunter Improvem  
 BANK: GENCK GENERAL - CHECKING  
 DATE RANGE: 8/01/2021 THRU 8/31/2021

VENDOR I.D.	NAME	STATUS	CHECK DATE	AMOUNT	DISCOUNT	CHECK NO	CHECK STATUS	CHECK AMOUNT
1930	DENTAL SELECT							
I-5984276	SEP 2021 PREMIUM PAY	R	8/25/2021			122823		
01 500130	HEALTH INSURANCE	RETIREEE	DENTAL INS	612.17				
01 500130	HEALTH INSURANCE	TERM	EMPLOYEE DENTAL	224.73CR				
I-DIF202108036355	DENTAL INSURANCE FAMILY	R	8/25/2021			122823		
01 500130	HEALTH INSURANCE	DENTAL	INSURANCE FAM	6,489.62				
I-DIS202108036355	DENTAL INSURANCE SINGLE	R	8/25/2021			122823		
01 500130	HEALTH INSURANCE	DENTAL	INSURANCE SIN	186.06				7,063.12
2025	DUKE'S ROOT CONTROL							
I-19445	Root Control Project	R	8/25/2021			122824		
01 550210	REPAIR SUPPLIES - WW	Root Control	Project	4,493.71				4,493.71
2140	ERIKS NORTH AMERICA, INC.							
I-WV263211	Hydrant Hose Clamps	R	8/25/2021			122825		
01 550240	TOOLS & SUPPLIES - WW	Hydrant Hose	Clamps	141.66				141.66
2184.1	FASTENAL COMPANY							
I-UTSAL74143	PPE VENDING SUPPLIES	R	8/25/2021			122826		
01 510490	SAFETY EXPENSE	PPE VENDING	SUPPLIES	160.90				160.90
2200	FILTER TECHNOLOGIES							
I-0329774-IN	AC filters	R	8/25/2021			122827		
01 530210	REPAIR SUPPLIES - CONST	AC filters		374.40				374.40
2444	SALT LAKE VALLEY CHEVROLET							
I-5127086	DOOR PANEL	R	8/25/2021			122828		
01 570230	VEHICLE MAINT & FUEL - VEH	DOOR PANEL		377.48				377.48
2631	I-D ELECTRIC CO							
I-110089	WELL 17/VFD CONTROLS	R	8/25/2021			122829		
01 510440	COMPUTER SUPPLIES/EQUIPMENT	WELL 17/VFD	CONTROLS	750.00				750.00
2637	INDUSTRIAL SAFETY EQUIPMENT, L							
I-2021-21694	PPE/RAIN CLOTHING	R	8/25/2021			122830		
01 510490	SAFETY EXPENSE	PPE/RAIN	CLOTHING	261.75				261.75
2680	INTERMOUNTAIN FARMERS							
I-1015884146	Grounds Maint	R	8/25/2021			122831		
01 530210	REPAIR SUPPLIES - CONST	Grounds Maint		203.97				203.97
2790	JORDAN VALLEY WATER CONSERVANC							
I-INV00877	JUL 2021 LABORATORY SERVICES	R	8/25/2021			122832		
01 520270	WATER TESTING FEES	JUL 2021	LABORATORY	577.15				577.15

VENDOR SET: 01 Granger - Hunter Improvem  
BANK: GENCK GENERAL - CHECKING  
DATE RANGE: 8/01/2021 THRU 8/31/2021

VENDOR I.D.	NAME	STATUS	CHECK DATE	AMOUNT	DISCOUNT	CHECK NO	CHECK STATUS	CHECK AMOUNT
2971	LEGALSHIELD							
C-202108246391	W/H ROUNDING ADJ	R	8/25/2021			122833		
01 500170	LIFE/LTD/LTC INSURANCE	W/H ROUNDING ADJ		0.08CR				
I-LSP202108036355	LEGAL SHIELD PAYABLE	R	8/25/2021			122833		
01 22061	LEGAL SHIELD PAYABLE	LEGAL SHIELD PAYABLE		111.40				
I-LSP202108176378	LEGAL SHIELD PAYABLE	R	8/25/2021			122833		
01 22061	LEGAL SHIELD PAYABLE	LEGAL SHIELD PAYABLE		111.40				222.72
3003	LINCOLN NATIONAL LIFE INSURANC							
I-4288574094	ACCT:BL-1183524/SEP 21 LFE/TLD	R	8/25/2021			122834		
01 500170	LIFE/LTD/LTC INSURANCE	ACCT:BL-1183524/SEP		6,895.87				6,895.87
3550	PSOMAS							
I-175728	19F:3600 W WATERLINE/PROFESSIO	R	8/25/2021			122835		
01 520920-19F	3600 WEST WATERLINE	19F:3600 W WATERLINE		2,730.00				2,730.00
3556	PURCELL TIRE AND SERVICE CENTE							
I-2839149	UNIT#29 DRIVE TIRES	R	8/25/2021			122836		
01 570230	VEHICLE MAINT & FUEL - VEH	UNIT#29 DRIVE TIRES		2,818.40				
I-2839167	BACKHOE #42 TIRE	R	8/25/2021			122836		
01 570230	VEHICLE MAINT & FUEL - VEH	BACKHOE #42 TIRE		159.60				
I-2839708	NEW TIRES	R	8/25/2021			122836		
01 570230	VEHICLE MAINT & FUEL - VEH	NEW TIRES		752.00				3,730.00
3790	ROYAL WHOLESALE ELECTRIC							
I-6695-1013965	CHESTERFIELD LIFT/ELECTRICAL	R	8/25/2021			122837		
01 520920	INFRASTRUCTURE PURCHASES	CHESTERFIELD LIFT/EL		367.23				367.23
3950	SELECTHEALTH							
I-202108256394	SEP 2021 PREMIUM PAYMENT	R	8/25/2021			122838		
01 500130	HEALTH INSURANCE	RETIREE HEALTH INS		10,608.10				
01 500130	HEALTH INSURANCE	NEW EMPLOYEE HEALTH		1,340.00				
01 500130	HEALTH INSURANCE	TERM EMPLOYEE HEALTH		1,837.20CR				
I-FSM202108036355	HEALTH INS FAM. SELECT MED	R	8/25/2021			122838		
01 500130	HEALTH INSURANCE	HEALTH INS FAM. SELE		88,440.00				
I-SSM202108036355	SINGLE SELECT MED	R	8/25/2021			122838		
01 500130	HEALTH INSURANCE	SINGLE SELECT MED		3,215.10				101,766.00
4189	STANLEY CONSULTANTS, INC							
I-0232525	18K:PRINTERS ROW WATERLINE REP	R	8/25/2021			122839		
01 520920-18K	PRINTERS ROW WATERLINE REPLACE	18K:PRINTERS ROW WAT		5,105.00				
I-0232878	18K:PRINTERS ROW WATERLINE REP	R	8/25/2021			122839		
01 520920-18K	PRINTERS ROW WATERLINE REPLACE	18K:PRINTERS ROW WAT		1,640.00				6,745.00

VENDOR SET: 01 Granger - Hunter Improvem  
 BANK: GENCK GENERAL - CHECKING  
 DATE RANGE: 8/01/2021 THRU 8/31/2021

VENDOR I.D.	NAME	STATUS	CHECK DATE	AMOUNT	DISCOUNT	CHECK NO	CHECK STATUS	CHECK AMOUNT
4210	STARR, STEVE							
I-202108196384	2021 BOOT REIMBURSEMENT	R	8/25/2021			122840		
01 510490	SAFETY EXPENSE	2021 BOOT REIMBURSEM		100.00				100.00
4238	STEP SAVER INC							
I-UT140925	SALT/WELL 16	R	8/25/2021			122841		
01 530260	WATER TREATMENT CHEMICALS	SALT/WELL 16		1,029.60				1,029.60
4260	SUBURBAN PROPANE							
I-119098	WS Repairs	R	8/25/2021			122842		
01 530210	REPAIR SUPPLIES - CONST	WS Repairs		69.28				69.28
4405	THOMAS PETROLEUM							
I-0218901-IN	850 GALLONS OF FUEL	R	8/25/2021			122843		
01 510230	VEHICLE FUEL - ADM	850 GALLONS OF FUEL		2,832.99				
01 510230	VEHICLE FUEL - ADM	FUEL SURCHARGE/FEES		309.58				3,142.57
4545	UNUM LIFE INSURANCE CO OF AMER							
I-202108246393	SEP 2021 LTC PREMIUM PAYMENT	R	8/25/2021			122844		
01 500170	LIFE/LTD/LTC INSURANCE	SEP 2021 LTC PREMIUM		241.45				
I-UNM202108036355	LONG TERM CARE ER	R	8/25/2021			122844		
01 22060	OTHER INSURANCE PAYABLE	LONG TERM CARE ER		1.75				
I-UNM202108176378	LONG TERM CARE ER	R	8/25/2021			122844		
01 22060	OTHER INSURANCE PAYABLE	LONG TERM CARE ER		1.75				244.95
4698	VLCM							
I-691031	Sophon Remote Control Devices	R	8/25/2021			122845		
01 510440	COMPUTER SUPPLIES/EQUIPMENT	Sophon Remote Contro		3,042.60				3,042.60
4899	WESTERN WATER WORKS SUPPLY COM							
I-2103172-00	WS Site Repairs	R	8/25/2021			122846		
01 530210	REPAIR SUPPLIES - CONST	WS Site Repairs		3,423.00				
I-2103911-00	Mueller Repair Kits	R	8/25/2021			122846		
01 530210	REPAIR SUPPLIES - CONST	Mueller Repair Kits		1,392.76				4,815.76
2102	ENTERPRISE FM TRUST							
I-UNIT #22FN4B	UNIT 32 PURCHASE	R	8/26/2021			122847		
01 570910	MACHINERY & EQUIPMENT - VEH	UNIT 32 PURCHASE		13,320.16				13,320.16
1106	AFLAC GROUP INSURANCE							
I-AAX202108036355	AFLAC GROUP INS AFTER TAX	R	8/31/2021			122848		
01 22050	HEALTH INSURANCE PAYABLE	AFLAC GROUP INS AFTE		28.73				
I-AAX202108176378	AFLAC GROUP INS AFTER TAX	R	8/31/2021			122848		
01 22050	HEALTH INSURANCE PAYABLE	AFLAC GROUP INS AFTE		28.73				
I-AGP202108036355	AFLAC GROUP INS PRE TAX	R	8/31/2021			122848		
01 22050	HEALTH INSURANCE PAYABLE	AFLAC GROUP INS PRE		64.86				
I-AGP202108176378	AFLAC GROUP INS PRE TAX	R	8/31/2021			122848		
01 22050	HEALTH INSURANCE PAYABLE	AFLAC GROUP INS PRE		64.86				187.18

VENDOR SET: 01 Granger - Hunter Improvem  
 BANK: GENCK GENERAL - CHECKING  
 DATE RANGE: 8/01/2021 THRU 8/31/2021

VENDOR I.D.	NAME	STATUS	CHECK DATE	AMOUNT	DISCOUNT	CHECK NO	CHECK STATUS	CHECK AMOUNT
1725	CHILD SUPPORT SERVICES							
I-CS2202108316402	CASE #C001446501	R	8/31/2021			122849		
01 22080	GARNISHMENT PAYABLE	CASE #C001446501		84.46				84.46
1725	CHILD SUPPORT SERVICES							
I-CS3202108316402	CASE #C001355847	R	8/31/2021			122850		
01 22080	GARNISHMENT PAYABLE	CASE #C001355847		172.62				172.62
1725	CHILD SUPPORT SERVICES							
I-CS5202108316402	CASE #C001522928	R	8/31/2021			122851		
01 22080	GARNISHMENT PAYABLE	CASE #C001522928		213.23				213.23
4650	UTAH STATE TAX COMMISSION							
I-T2 202108036355	STATE WITHHOLDING	R	8/31/2021			122852		
01 23020	STATE W/H PAYABLE	STATE WITHHOLDING		9,507.92				
I-T2 202108176378	STATE WITHHOLDING	R	8/31/2021			122852		
01 23020	STATE W/H PAYABLE	STATE WITHHOLDING		8,378.97				17,886.89
4870	WELLS FARGO ADVISORS							
I-202108316403	401(K) LOAN PMT/9-2-21/EMP #40	R	8/31/2021			122853		
01 22040	RETIREMENT CONTRIB PAYABLE	401(K) LOAN PMT/9-2-		179.18				
I-4K%202108316402	401(K) CONTRIBUTIONS	R	8/31/2021			122853		
01 22040	RETIREMENT CONTRIB PAYABLE	401(K) CONTRIBUTIONS		234.22				
01 500120	401K PLAN EXPENSE	401(K) CONTRIBUTIONS		21,567.13				
I-LM2202108316402	401(K) LOAN PAYMENT	R	8/31/2021			122853		
01 22040	RETIREMENT CONTRIB PAYABLE	401(K) LOAN PAYMENT		690.64				
I-LMS202108316402	401(K) LOAN PAYMENT	R	8/31/2021			122853		
01 22040	RETIREMENT CONTRIB PAYABLE	401(K) LOAN PAYMENT		987.62				23,658.79

\* \* T O T A L S \* \*

	NO	INVOICE AMOUNT	DISCOUNTS	CHECK AMOUNT
REGULAR CHECKS:	156	3,048,608.97	0.00	3,048,915.76
HAND CHECKS:	0	0.00	0.00	0.00
DRAFTS:	22	216,801.54	0.00	216,801.54
EFT:	0	0.00	0.00	0.00
NON CHECKS:	0	0.00	0.00	0.00
VOID CHECKS:	1	VOID DEBITS 306.79		
		VOID CREDITS 306.79CR	0.00	0.00

TOTAL ERRORS: 0



VENDOR SET: 01 Granger - Hunter Improvem  
BANK: GENCK GENERAL - CHECKING  
DATE RANGE: 8/01/2021 THRU 8/31/2021

\*\* G/L ACCOUNT TOTALS \*\*

G/L ACCOUNT	NAME	AMOUNT
01 12060	A/R - OTHER	483.40
01 21015	AMEX/MC PAYABLE	27,327.76
01 22040	RETIREMENT CONTRIB PAYABLE	10,414.59
01 22050	HEALTH INSURANCE PAYABLE	1,176.21
01 22060	OTHER INSURANCE PAYABLE	3.50
01 22061	LEGAL SHIELD PAYABLE	222.80
01 22080	GARNISHMENT PAYABLE	1,410.93
01 22090	CAFETERIA PLAN PAYABLE	14,959.51
01 23010	FEDERAL W/H & MEDICARE PAYABLE	54,582.43
01 23020	STATE W/H PAYABLE	37,747.92
01 41020	SEWER SERVICE CHARGES	6,379.34
01 43099	MISC INCOME	6,229.82
01 500110	STATE RETIREMENT PLAN	96,727.57
01 500120	401K PLAN EXPENSE	66,629.93
01 500130	HEALTH INSURANCE	219,022.32
01 500150	MEDICARE	8,194.66
01 500160	WORKERS COMP INS	3,008.20
01 500170	LIFE/LTD/LTC INSURANCE	14,776.55
01 510220	BUILDING & GROUNDS	2,691.87
01 510230	VEHICLE FUEL - ADM	6,373.82
01 510235	VEHICLE LEASE	27,125.15
01 510410	OFFICE SUPPLIES/PRINTING	352.31
01 510420	POSTAGE & MAILING	11,982.33
01 510430	GENERAL ADMINISTRATIVE	1,919.22
01 510440	COMPUTER SUPPLIES/EQUIPMENT	69,981.61
01 510460	UTILITIES - ADMIN	2,023.78
01 510470	TELEPHONE	7,476.28
01 510480	TRAINING & EDUCATION - ADM	3,069.14
01 510490	SAFETY EXPENSE	2,695.83
01 510500	LEGAL EXPENSE	5,547.25
01 510520	PROFESSIONAL CONSULTING	71.00
01 510540	BANKING & BONDING EXPENSE	757.41
01 520240	TOOLS & SUPPLIES - ENG	939.56
01 520270	WATER TESTING FEES	1,753.79
01 520520	PROFESSIONAL CONSULTING - ENG	19,770.50
01 520920	INFRASTRUCTURE PURCHASES	6,662.89
01 520920-18K	PRINTERS ROW WATERLINE REPLACE	6,745.00
01 520920-19F	3600 WEST WATERLINE	2,730.00
01 520920-20B	RUSHTON WATER TREATMENT PLANT	26,925.81
01 520920-20D	KENT BOOSTER RPLCMNT & TANK	13,799.31
01 520920-20E	PIONEER WWPS REPLACEMENT	87,618.15
01 520920-20G	BLDG B REMODEL & EXPANSION	67,083.20
01 520920-20N	SCADA MODIFICATIONS/UPGRADES	1,440.00
01 530210	REPAIR SUPPLIES - CONST	33,986.17
01 530240	TOOLS & SUPPLIES - CONST	3,876.20
01 530250	WATER SUPPLY EXPENSE	1,408,891.49

Payroll Taxes + Employee Benefits  
\$ 528,877.12

Infrastructure \$ 213,004.36

Jordan Valley

VENDOR SET: 01 Granger - Hunter Improvem  
 BANK: GENCK GENERAL - CHECKING  
 DATE RANGE: 8/01/2021 THRU 8/31/2021


\*\* G/L ACCOUNT TOTALS \*\*

G/L ACCOUNT	NAME	AMOUNT
01 530260	WATER TREATMENT CHEMICALS	7,768.10
01 530280	UTILITIES - WATER/OPS	2,037.77
01 550210	REPAIR SUPPLIES - WW	6,719.08
01 550240	TOOLS & SUPPLIES - WW	4,497.99
01 550280	UTILITIES - WW	444.59
01 560210	REPAIR SUPPLIES - METER	1,490.01
01 570230	VEHICLE MAINT & FUEL - VEH	6,160.41
01 570240	TOOLS - VEH	230.00
01 570910	MACHINERY & EQUIPMENT - VEH	39,235.80
01 580310	FACILITY OPERATION - C.V.	301,401.06
01 580320	PROJECT BETTERMENTS- C.V.	84,501.02
01 580340	PRETREATMENT FIELD - C.V.	26,114.46
01 580350	LABORATORY - C.V.	14,829.18
01 580380	CVW DEBT SERVICE	376,701.32
*** FUND TOTAL ***		3,265,717.30

Central Valley \$ 803,547.04

VENDOR SET: 01	BANK: GENCK TOTALS:	NO	INVOICE AMOUNT	DISCOUNTS	CHECK AMOUNT
		179	3,265,717.30	0.00	3,265,717.30
BANK: GENCK	TOTALS:	179	3,265,717.30	0.00	3,265,717.30
REPORT TOTALS:		179	3,265,717.30	0.00	3,265,717.30

		<u>% of total</u>
Jordan Valley	1,408,891.49	43%
Central Valley	803,547.04	25%
Payroll Taxes + Emp Benefits	528,877.12	16%
Infrastructure	213,004.36	7%
Other	311,397.29	9%
	<u>3,265,717.30</u>	<u>100%</u>



**Water  
Maintenance  
Update**

# Water Systems Update

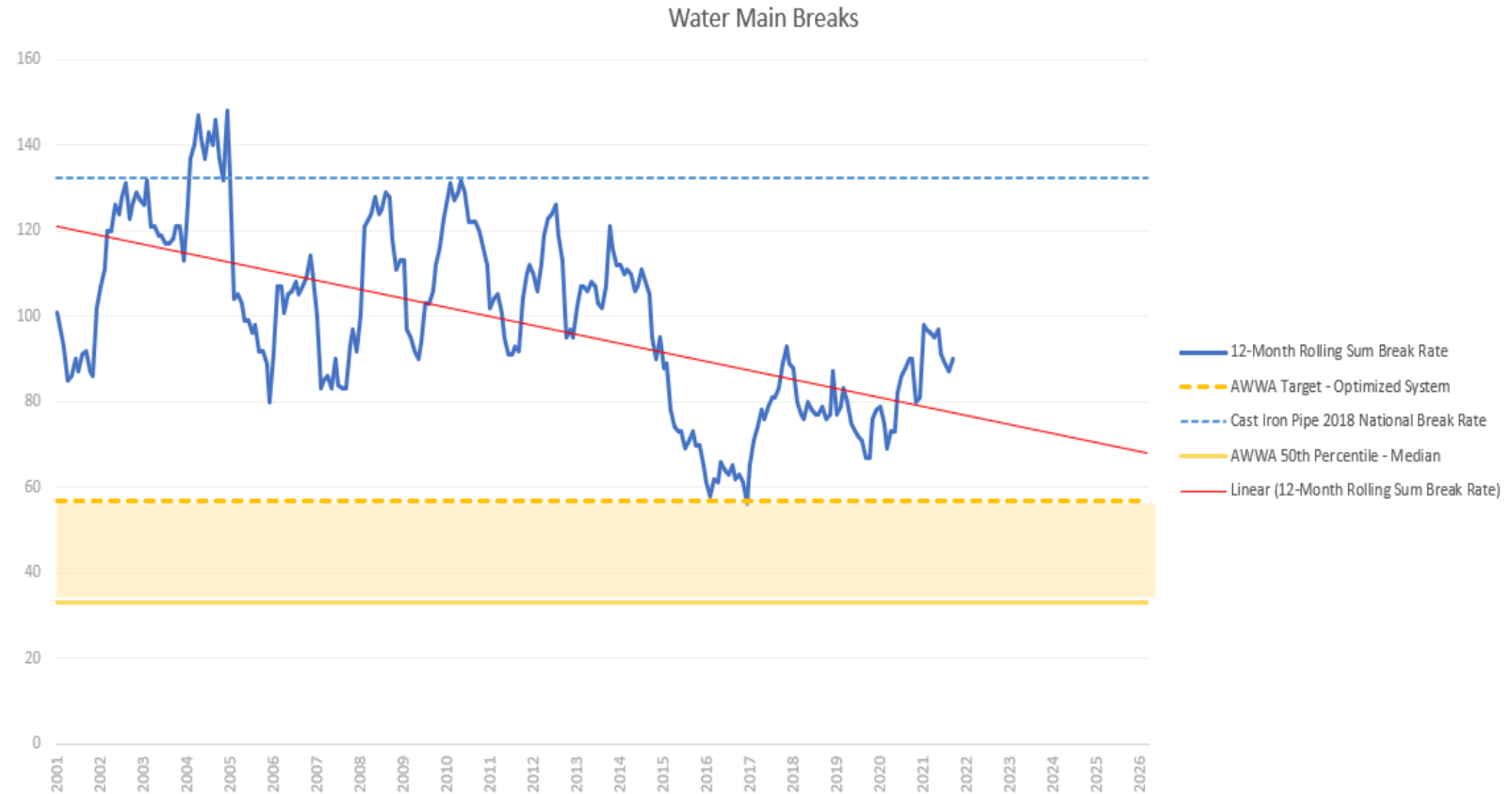
## 2021 Data:

- Eight Breaks in August
- 39 Breaks Year-to-Date
- 18% Below YTD Four-Year Average
- August Was Above the Average of 5 Breaks

## Long Term Break Rate Target

### Development Considerations:

- Level of Service Targets / Disruption of Service Rates
- Water Quality Impacts
- Water Rate Impacts
- Claim Exposure
- System Reliability



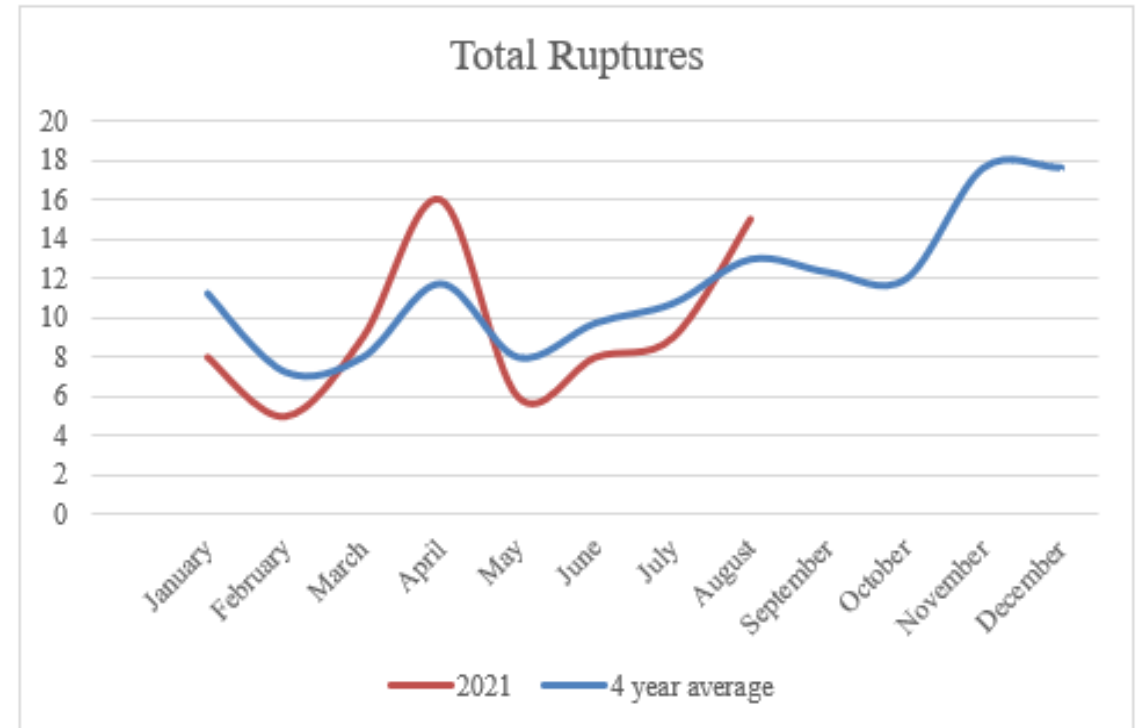
# Water Maintenance Update

## Water Breaks and Leaks

Breaks & Leaks Combined Totals															
GHID Breaks					GHID Leaks					Total Ruptures					
2017	2018	2019	2020	2021	Year	2017	2018	2019	2020	2021	2017	2018	2019	2020	2021
18	10	12	8	7	January	3	4	1	2	1	21	14	13	10	8
8	5	9	3	2	February	1	1	4	2	3	9	6	13	5	5
5	4	1	5	4	March	5	1	9	3	5	10	5	10	8	9
5	9	4	4	6	April	1	2	2	10	10	6	11	6	14	16
4	2	0	9	3	May	2	5	5	5	3	6	7	5	14	6
5	4	3	7	5	June	3	7	5	5	3	8	11	8	12	8
5	5	4	6	4	July	9	5	8	6	5	14	10	12	12	9
5	7	3	5	8	August	10	6	7	9	7	15	13	10	14	15
9	6	6	6		September	5	6	5	8		14	12	11	14	
5	6	15	5		October	8	3	3	4		13	9	18	9	
2	13	14	15		November	9	4	2	5		11	17	16	20	
17	7	8	26		December	3	5	3	4		20	12	11	30	
<b>55</b>	<b>46</b>	<b>36</b>	<b>47</b>	<b>39</b>	<b>Totals to Date</b>	<b>34</b>	<b>31</b>	<b>41</b>	<b>42</b>	<b>37</b>	<b>89</b>	<b>77</b>	<b>77</b>	<b>89</b>	<b>76</b>
88	78	79	99	39	Annual Totals	59	49	54	63	37	147	127	133	162	76
	-16%	-22%	+31%	-17%			-9%	+32%	+2%	-12%		-13%	+0%	+16%	-14.6%
	% Change from Prior Year					% Change from Prior Year					% Change from Prior Year				

Waterline breaks and leaks totaled eight breaks and seven service leaks in August 2021.

## Four Year Average Trends

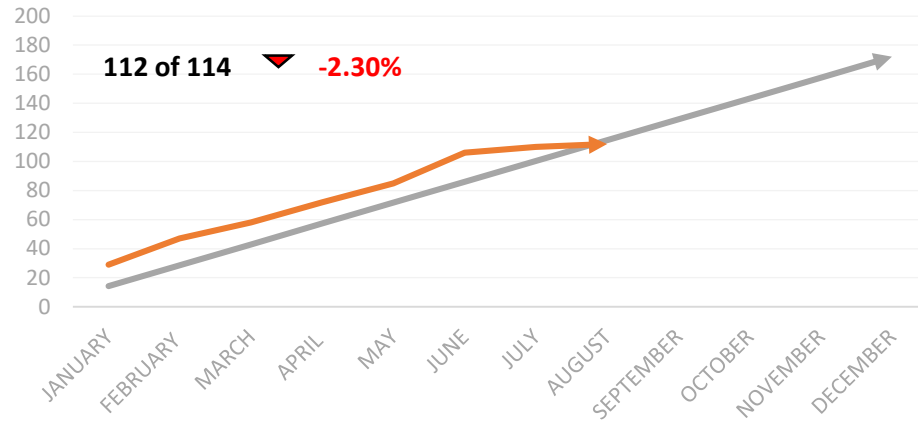


The District's total ruptures jumped above the four-year average trendline for August 2021.

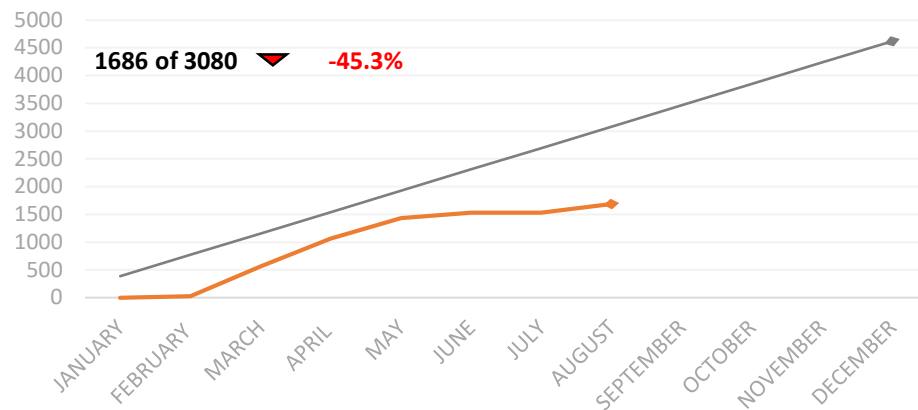


# Water Systems Maintenance

## Corrective Valve Maintenance



## Planned Valve Maintenance



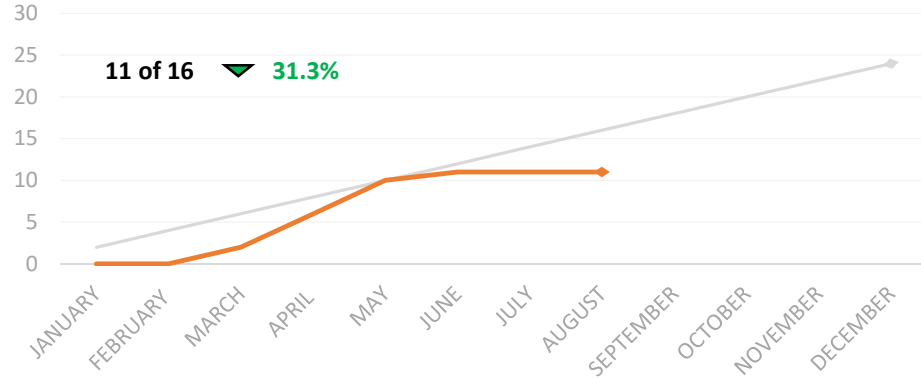
## 2021 Data:

- 112 corrective valve work orders have been completed to-date. Two were completed in August, 41 were created to-date, and 31 currently remain open.
- The valve maintenance crew has completed 1,686 planned valve work orders to date. Planned valve maintenance continues to be decreased due to previously discussed greater focus that has been placed on completing all fire hydrant inspections by the end of August. Planned valve maintenance should commence again in September.
- Crews have finished all the planned fire hydrant inspections for the year and have now started on the planned valve maintenance. 154 planned valve maintenance work orders were completed in the month of August, crews will now focus on the planned valve maintenance for the remainder of the year.

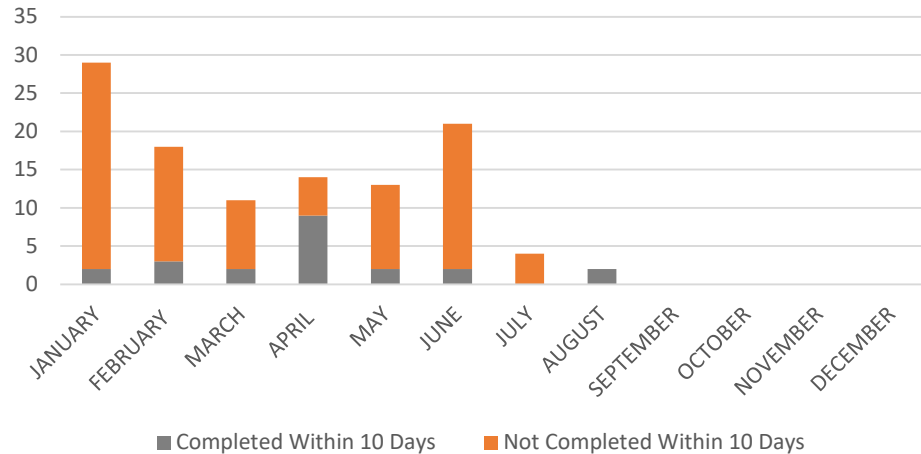
— Target — Actuals

# Water Systems Maintenance

Valves Found Off Rate



Valve Work Order Efficiency



■ Completed Within 10 Days ■ Not Completed Within 10 Days

— Target — Actuals

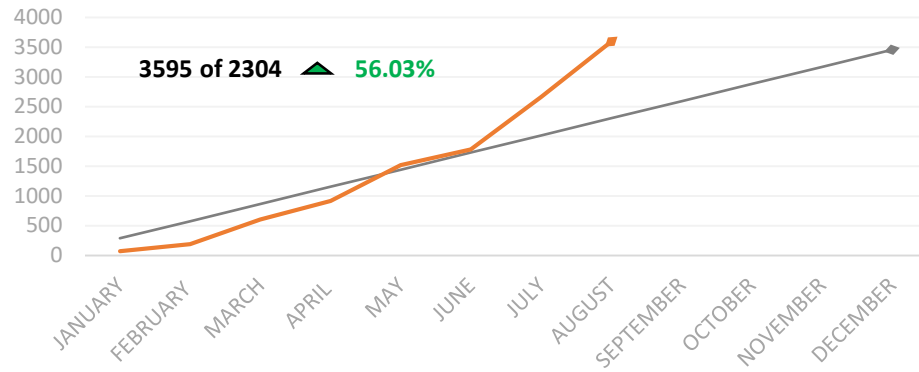
## 2021 Data:

- Valve crews have located 11 valves off to date. All valves found off have been turned back on.
- 112 corrective valve work orders have been completed to date. The goal is to have the valve repaired or replaced within ten days from the creation of the work order. The corrective valve work order completed efficiency graph shows our progress and efficiency. In the month of August two valve work orders were completed within ten days, and zero valves were completed over the goal of ten days.

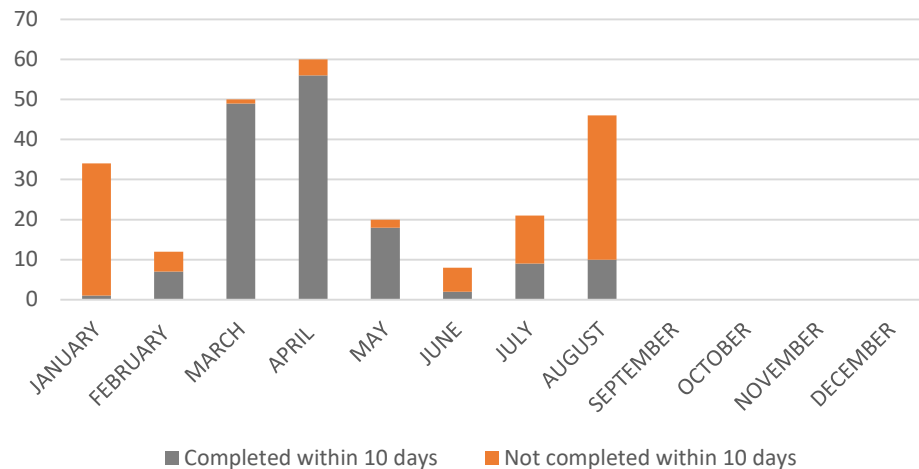


# Water Systems Maintenance

Planned Fire Hydrant Maintenance



Fire Hydrant Work Order Efficiency



## 2021 Data:

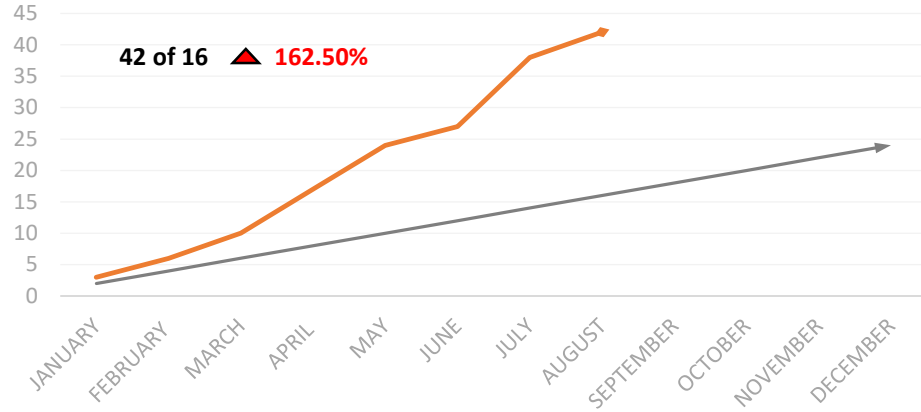
- The fire hydrant crew has completed 3595 planned fire hydrant maintenance inspections to date. We expected to have completed about 2304 inspections by the end of August 2021. All planned fire hydrant maintenance inspections have been completed for the year.
- Fire hydrant work order efficiency during the month of August consisted mainly of fire hydrants that needed minor repairs reported by the planned fire hydrant inspections. Currently we have 338 open fire hydrant work orders, most of the open work orders are for minor repairs. There were 26 hydrant work orders created in the month of August as a result of the fire hydrant inspections.

— Target — Actuals

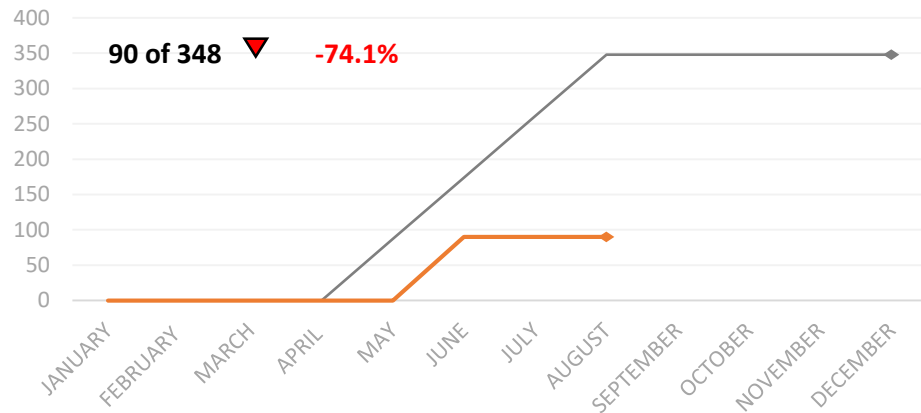


# Water Systems Maintenance

Hydrant Effectiveness Out of Service Rate



Fire Hydrants Coated To-Date with Target



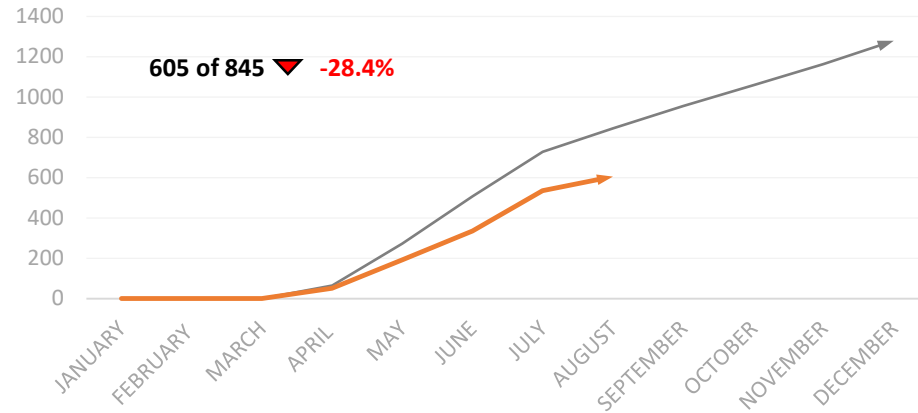
## 2021 Data:

- To date, we have had 42 fire hydrants tagged out of service for repairs or replacements. We currently still have ten hydrants out of service, and we are waiting on parts from the vendor to repair or replace the remaining ten hydrants.
- The District's fire hydrant crew did not complete any scheduled paint prep or fire hydrant painting in the month of August due to increased efforts on the completion of the fire hydrant inspections. We are not scheduling any painting for the remainder of the year in order to focus efforts on higher priority scheduled valve maintenance and fire hydrant repairs for the remainder of the year.

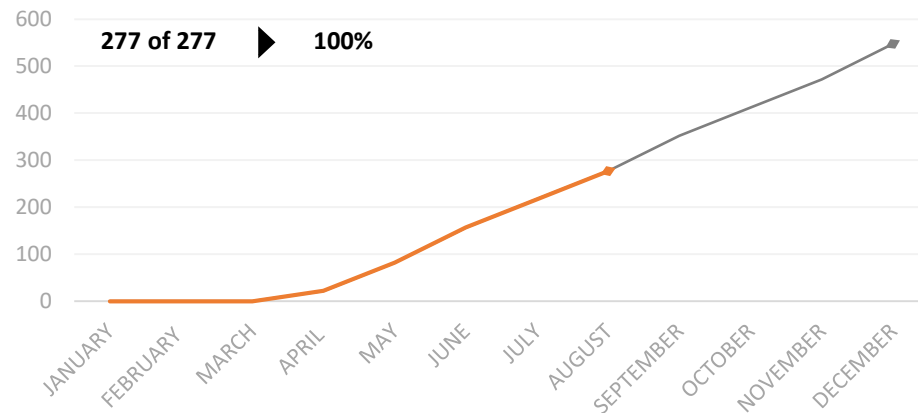
— Target — Actuals

# Water Systems Maintenance

## Daily Scheduled Routine Maintenance



## Weekly Scheduled Routine Maintenance



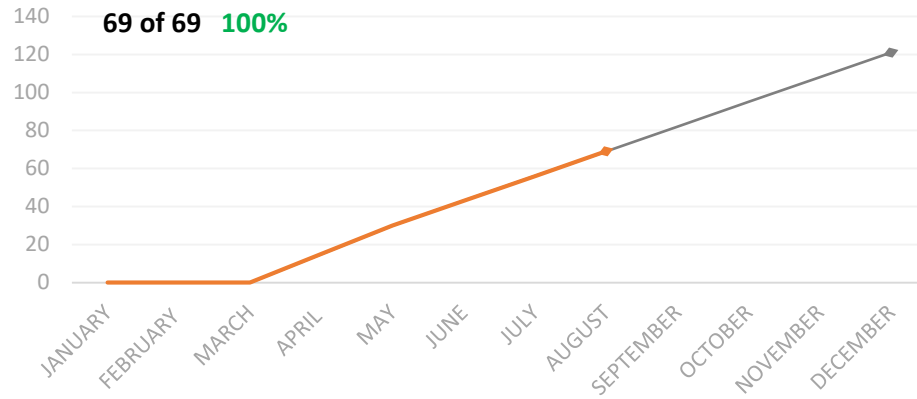
### 2021 Data:

- 70 of 117 daily routine scheduled maintenance inspections were completed in August. 605 of 845 daily routine scheduled maintenance inspections have been completed to date. The daily routine maintenance inspections are low due to higher priority unexpected repairs and related tasks that have developed throughout the year. This metric will be updated to capitalize on Operation's activities providing an optimal and synergistic target moving forward.
- All the Weekly routine maintenance tasks have been completed in line with manufacturer recommendations for the month of August.

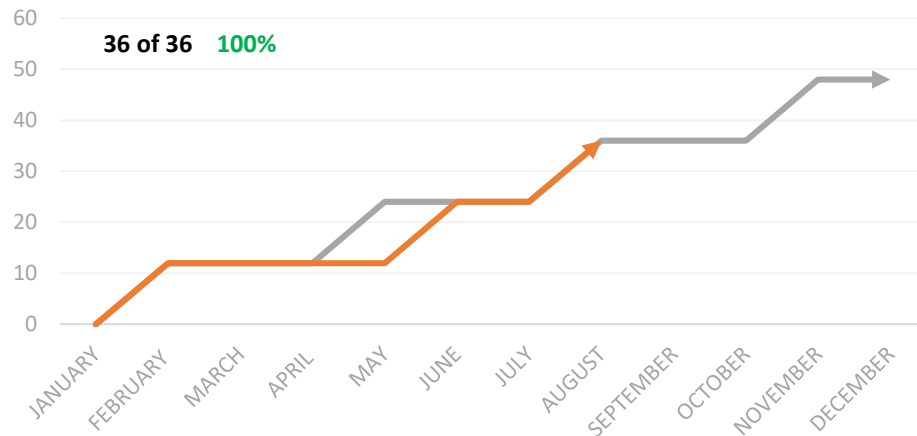
— Target — Actuals

# Water Systems Maintenance

### Monthly Scheduled Routine Maintenance



### Quarterly Scheduled Routine Maintenance



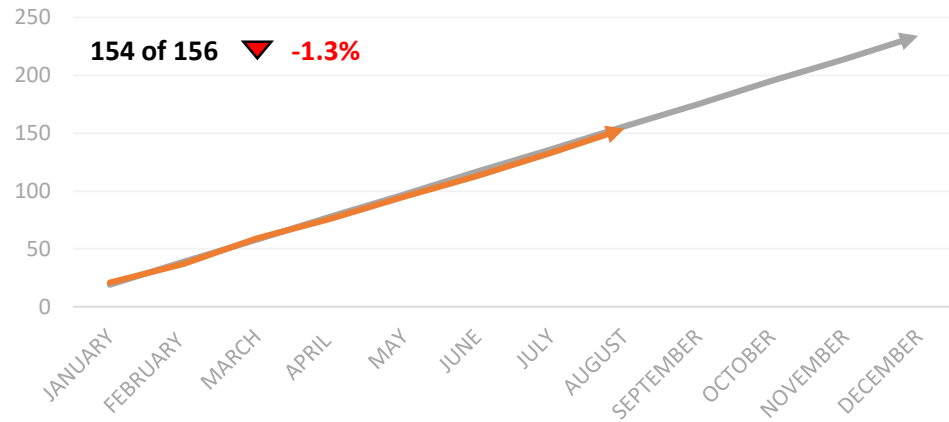
### 2021 Data:

- All the Monthly scheduled routine maintenance has been completed at all the water sites for the month of August.
- There were 12 completed quarterly scheduled routine maintenance tasks for the month of August. Next scheduled quarterly routine maintenance tasks are scheduled to be completed in November 2021.

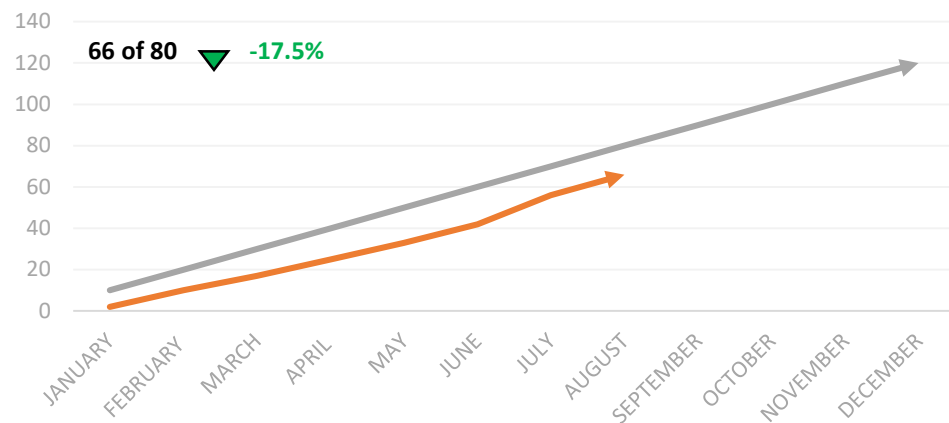
— Target — Actuals

# Water Systems Maintenance

### Monthly PRV Scheduled Routine Maintenance



### Reactive Work Orders Completed




— Target — Actuals

### 2021 Data:

- The water maintenance crews have completed 21 PRV maintenance inspections during the month of August. District crews have completed 154 out of 156 PRV inspections for the year.
- Crews have had to complete 66 reactive work orders to date. In the month of August there was 10 completed. Reactive work orders are work orders created when an emergency or event outside of routine maintenance occurs. Our target goal is 10 or less reactive work orders per month.



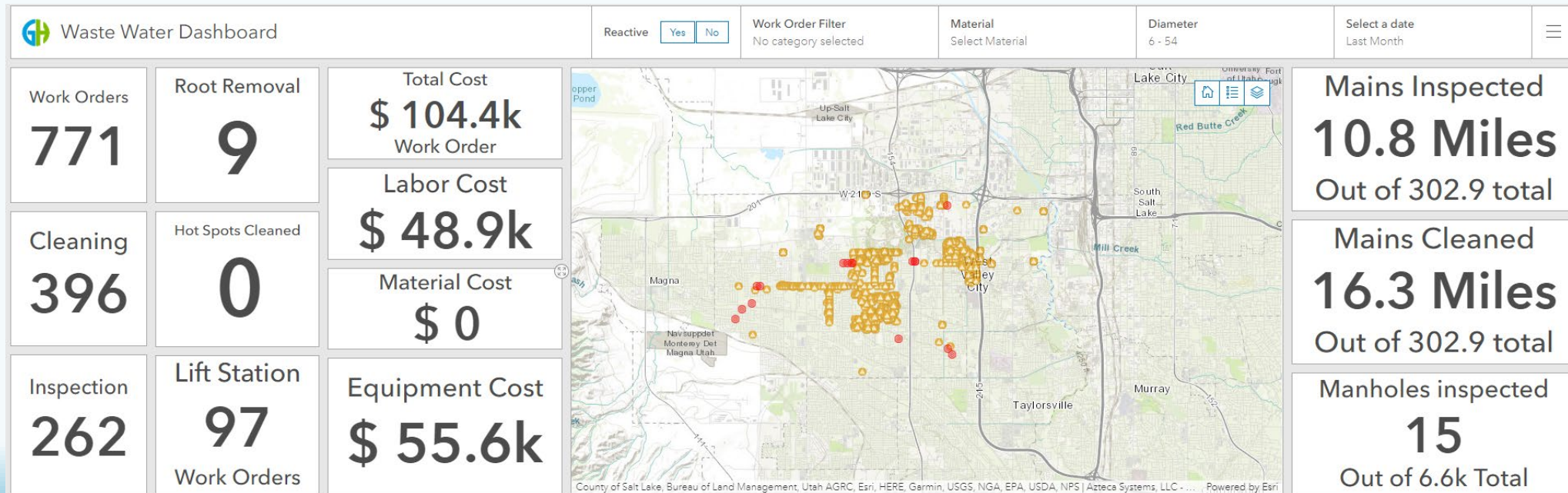


**Wastewater  
Maintenance  
Update**

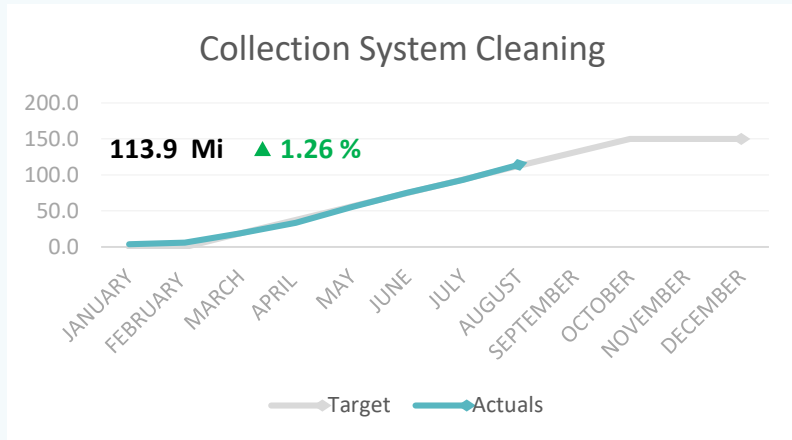
# Wastewater Maintenance Update

## Significant updates:

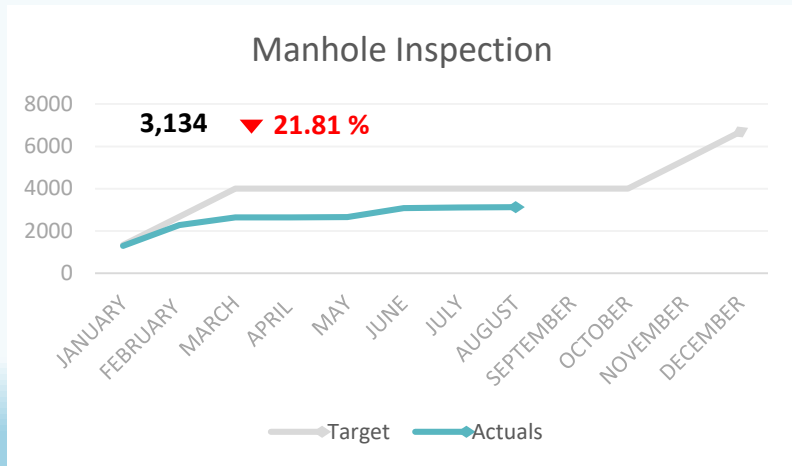
- After working with the IT group, a Wastewater Dashboard was developed and built which will ease the access of information for work completed by the Wastewater group at the click of a button. This will provide an additional method for optimizing efforts.
- Successfully cleaned the Wet Well and Channels at Armstrong WWPS.



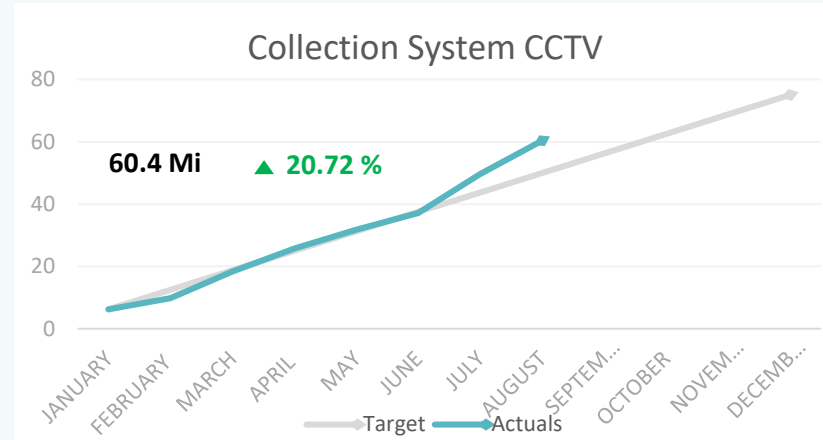
# Wastewater Maintenance Update



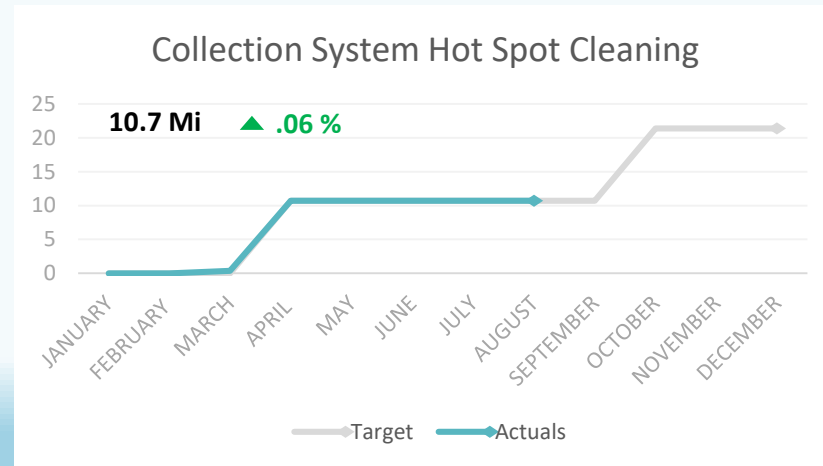
**Variance Description** – We are trending on target. We have down to 2 Vac trucks for about a month and a half during the months of June and July. We are hoping to gain more ground during the month of August.



**Variance Description** – While being down a vac truck, or during equipment down time, the crews have been addressing MH Inspections as able in attempts to get us back on target.



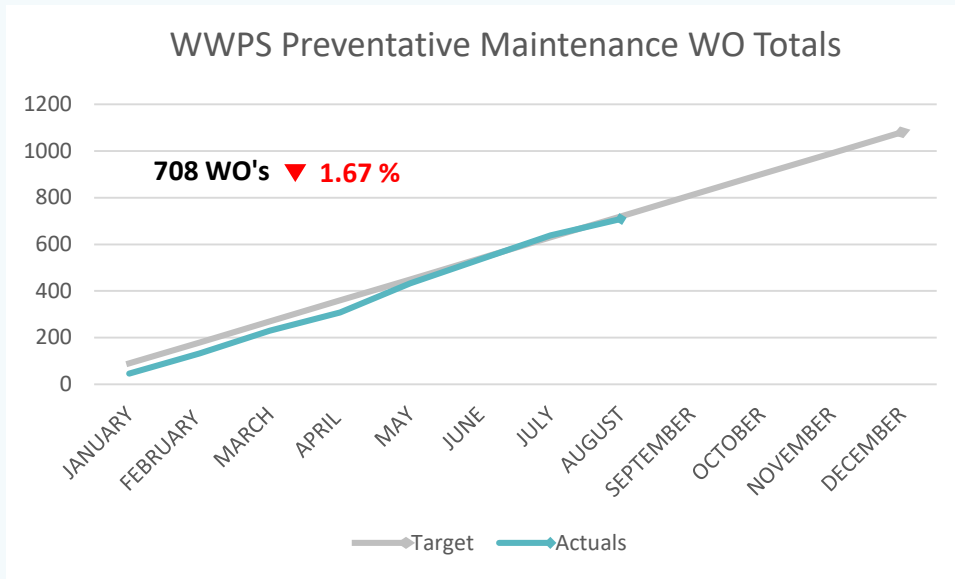
**Variance Description** – We are now in full CCTV operation with getting Unit 31 back from having the generator repaired, and had a great month gaining some ground, and are currently trending above our targets.



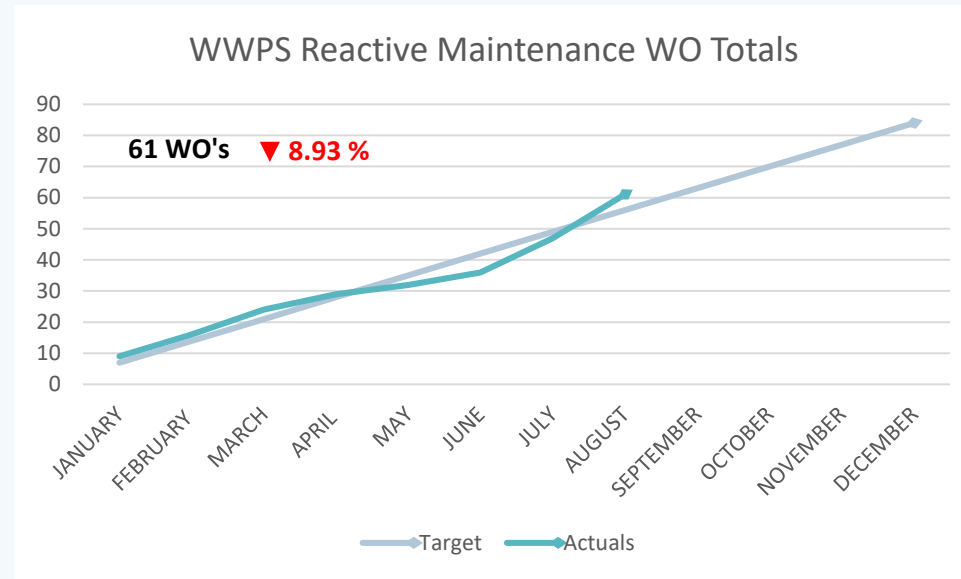
**Variance Description** – Remain right on target for Hotspots.



# Wastewater Maintenance Update



**Variance Description** – Our WWPS crew is working hard on preventative maintenance. We are slightly below our target, mostly due to a few days of cleaning the Wet Well and Channels at Armstrong.



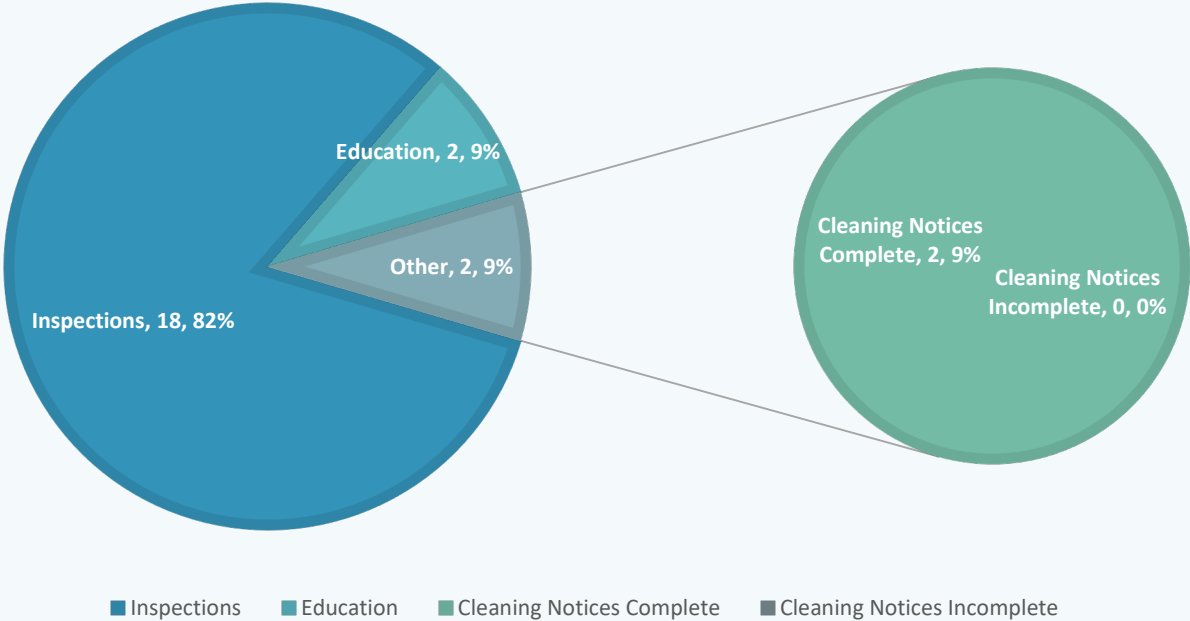
**Variance Description** – We had more than expected reactive maintenance performed during the month of August. With 10/14 of the reactive WO's being performed at Armstrong WWPS. We attempted to reduce the amount of reactive WO's at Armstrong.



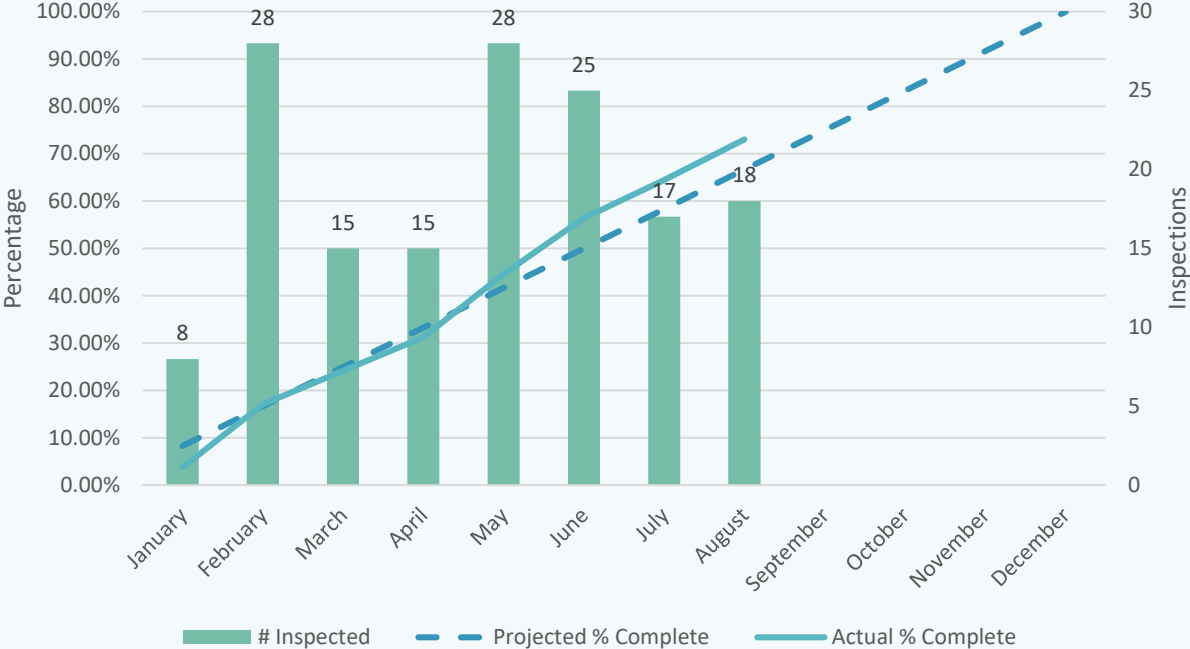


# Wastewater Maintenance Update

FOG PROGRAM - AUGUST

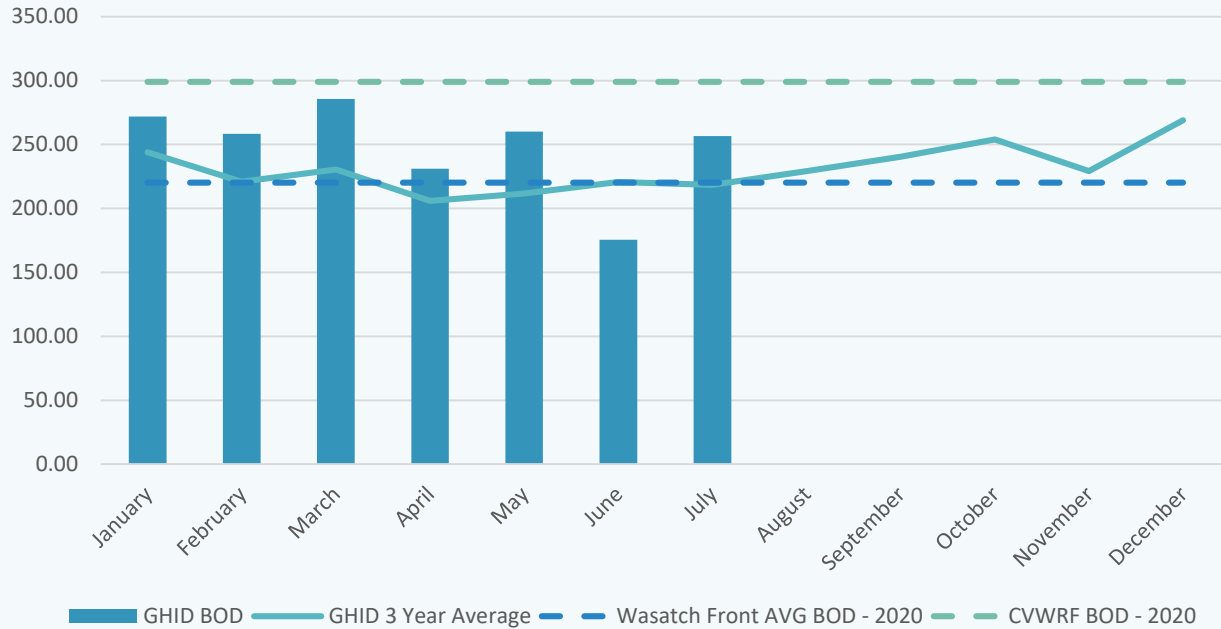


Grease Interceptor Inspections - 2021

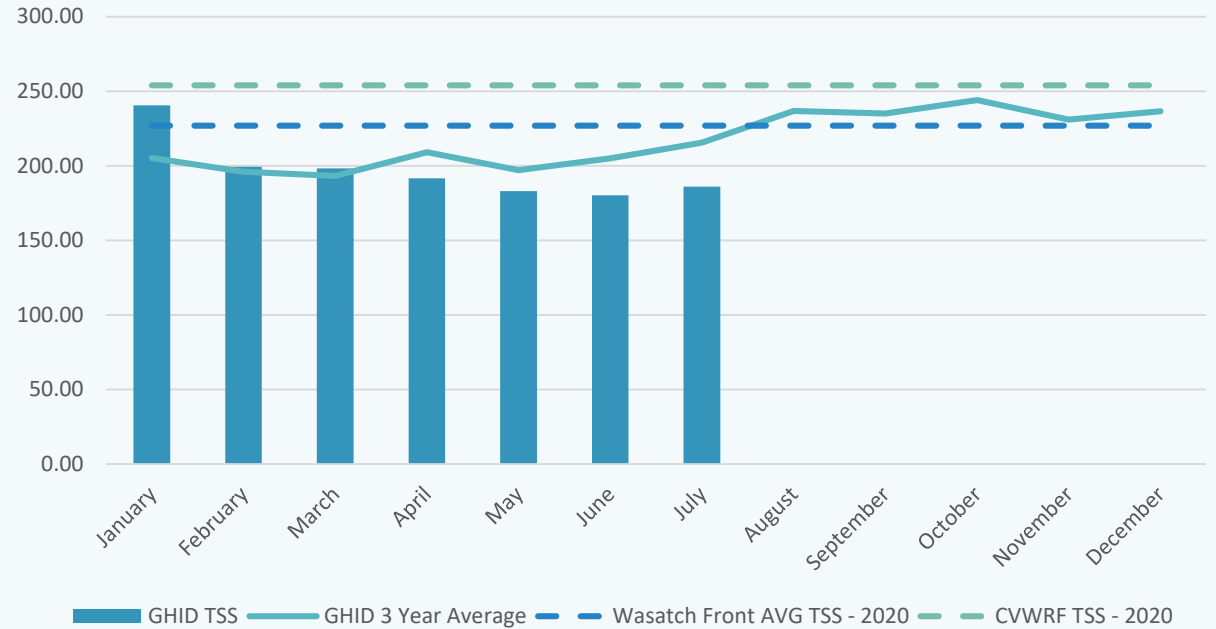


# Wastewater Maintenance Update

## BOD - Concentration



## TSS - Concentration



The surrounding area average BOD/TSS numbers come from 2020 data collected from the following entities: South Valley Sewer District, South Davis Sewer District, Snyderville Basin Water Reclamation Facility, Timpanogos Special Service District, and Springville City. More Data is being collected to better understand where our sewer strength levels stand.

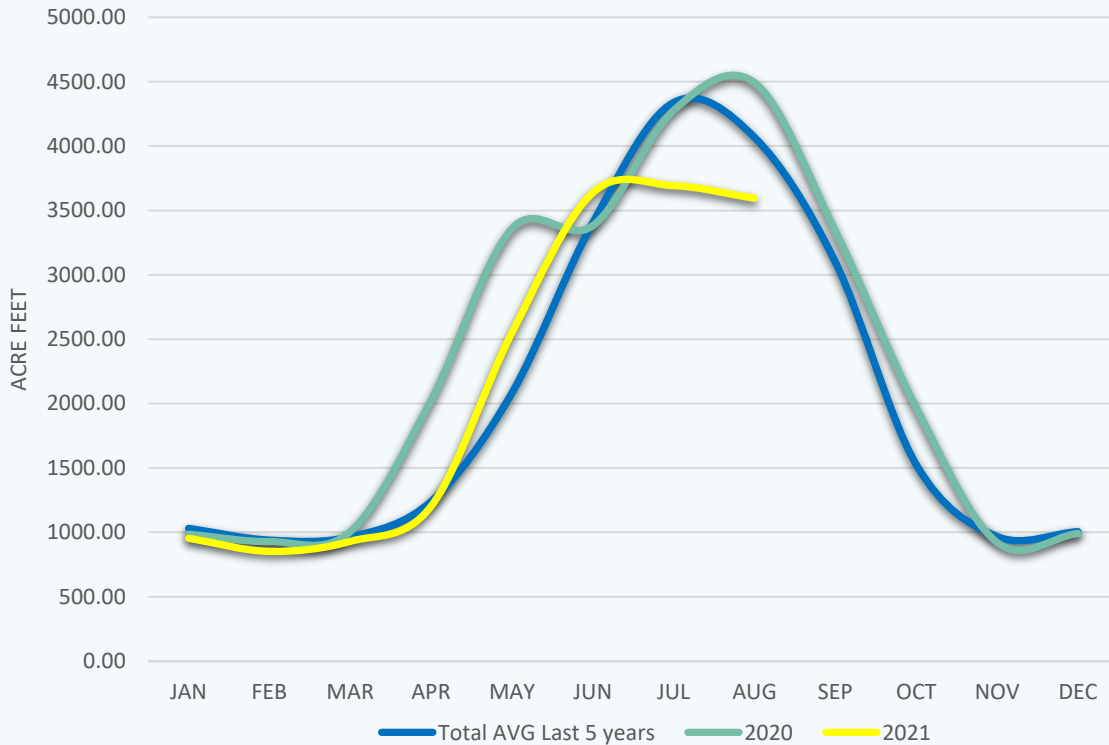




# **Water Supply Review**

# Water Production

Combined Source Total Water Produced



In August we saw a **12%** reduction in total water produced compared to our 5-year average for the month.

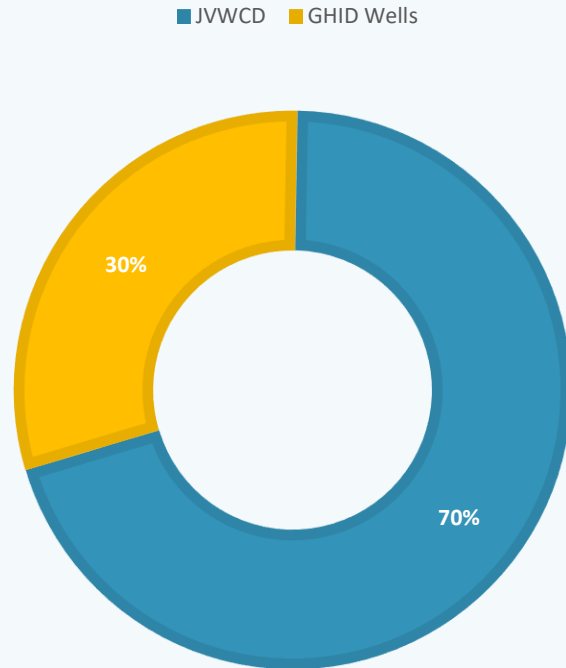
Total water produced through August (acre-ft):

2020	2021	5-year
20,464.35	17,411.84	18,065.57
14.92%		3.75%

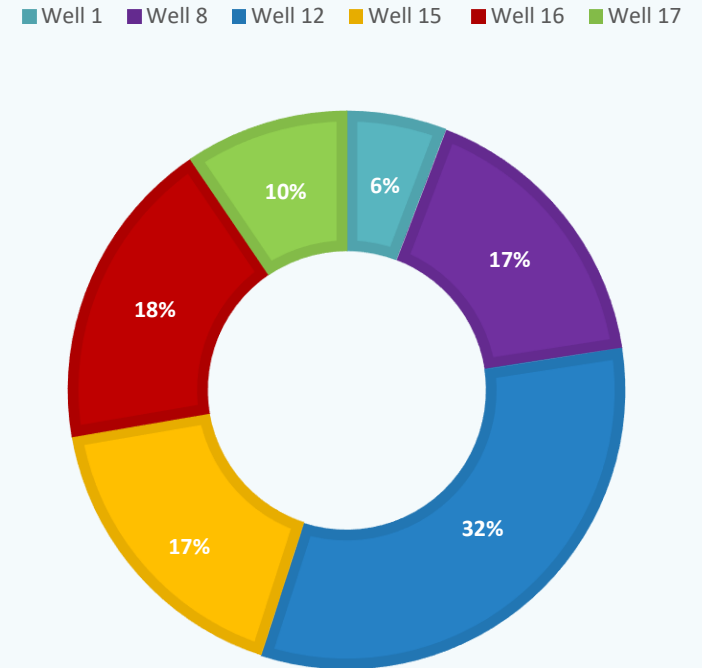


# Water Production

## 2021 YTD PRODUCTION BY SOURCE



## 2021 YTD WELL PRODUCTION

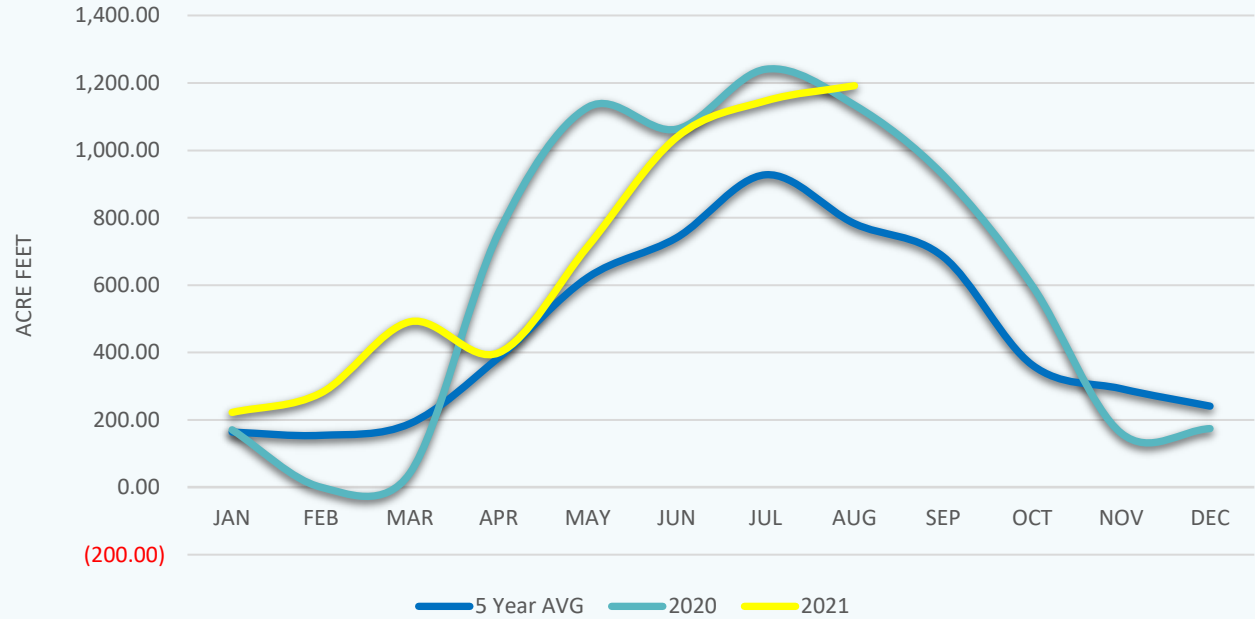


\*estimated

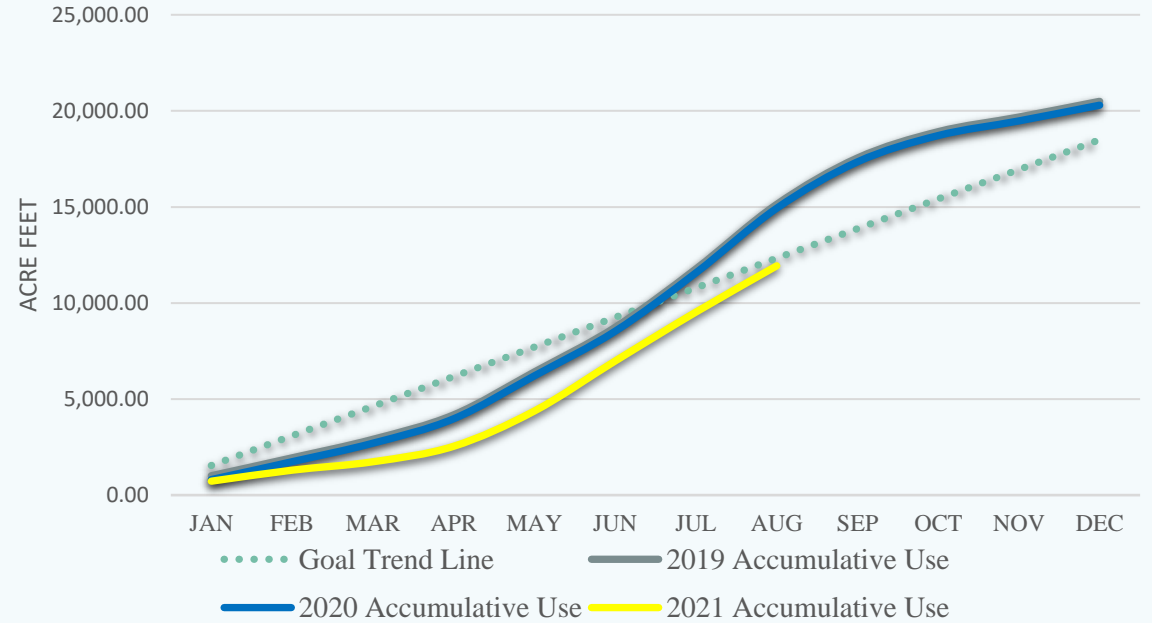


# Water Production

## GHID Deep Wells



## ACCUMULATIVE JWCD WATER CONSUMPTION

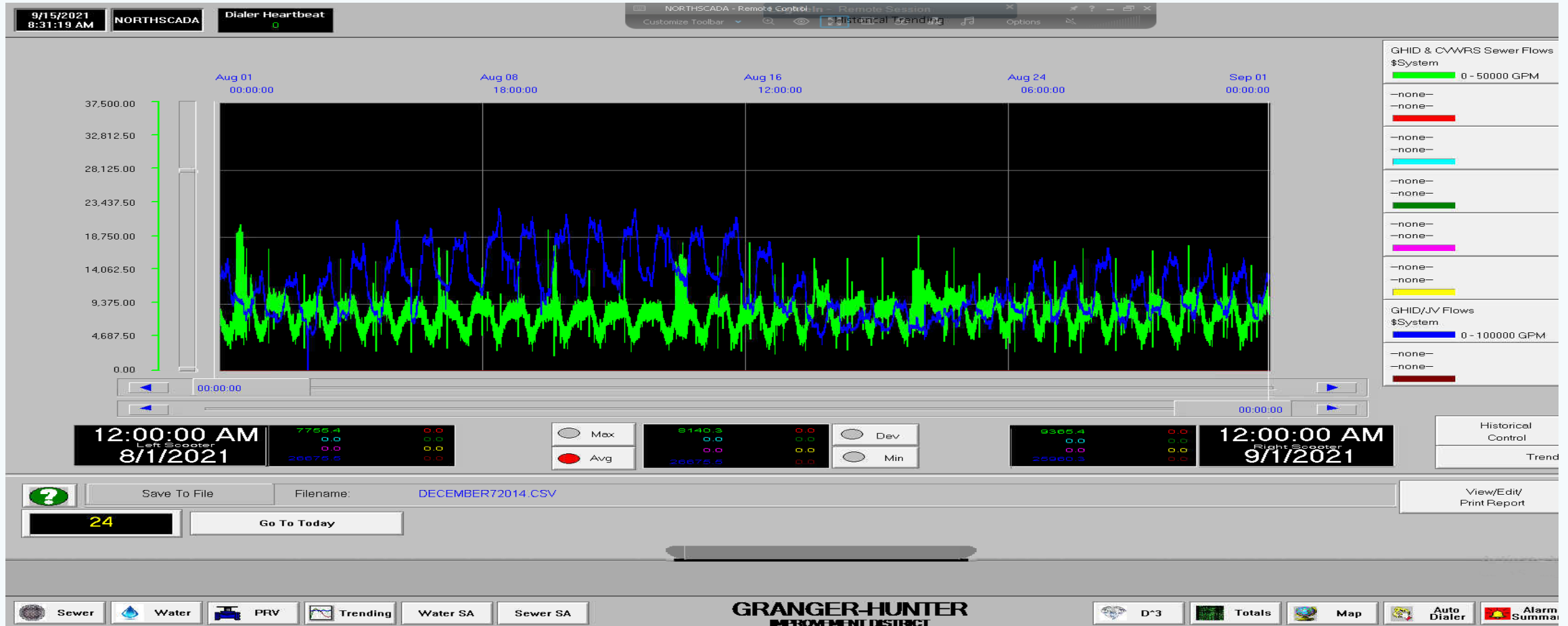


Percentage of contract used.  
(as of 09/15/2021)

# 71.44%



# Sewer Pumped



In August we averaged 13.2 MGD of wastewater sent to CVWRF.





# **Capital Projects Update**



# Capital Projects Approval

## 20G: Building B Addition and Remodel

Capital Project: Building B Remodel/Addition  
Consultant: EDA (Edwards Daniels Architects)  
Contractor: To be determined  
Design Progress: 100%  
Budget: \$1,132,000.00  
Original Construction: -

**Project Description:** Upgrades & remodel of Building B, including bathroom and kitchen, remodel of the mezzanine and office addition to meet current and future needs of the district.

**Summary:** The District posted an Invitation to Bid on the Utah Public Procurement Place (U3P) and on the District's website. A public bid opening was held on March 12 and seven (7) bids were received.

1	Broderick & Henderson Construction, L.C.	\$ 1,410,500.00
2	KDK Construction, LLC	\$ 1,434,857.00
3	Judd Construction	\$ 1,530,000.00
4	Crew General Contractors, Inc.	\$ 1,601,600.00
5	Entelen Design-Build	\$ 1,698,547.00
6	Wasatch West Contracting	\$ 1,748,000.00
7	Valley Design & Construction, LLC	\$ 1,806,250.00

It is recommended that the low bidder, Broderick & Henderson Construction, L.C., be awarded the construction contract. Broderick & Henderson Construction, L.C. has completed several projects similar in size and scope. In addition to this the District had a positive experience working with them during the recent Building A remodel.

**Approval Requested: Consider the award of a construction contract to Broderick & Henderson Construction, L.C. for the 20G: Building B Addition and Remodel project in the amount of \$1,410,500.00.**

# E

[A] EDA | The Boston Building  
9 Exchange Place, Suite 1100  
Salt Lake City, UT 84111

[O] 801 531 7600

[E] info@edaarch.com  
[W] www.edaarch.com

# D

Date: September 13, 2021

Attn: Jeremy Gregory, P.E.  
Granger-Hunter Improvement District  
2888 South 3600 West  
West Valley City, UT 84119

Re: Bid Award for 20G: Building B Addition/Remodel

01/01

Dear Jeremy,

Granger-Hunter Improvement District received seven (7) bids for the Building B Addition/Remodel project, as follows:

- Broderick & Henderson Construction, LC	\$ 1,410,500.00
- KDK Construction, LLC	\$ 1,434,857.00
- Judd Construction	\$ 1,530,000.00
- Crew General Contractors, Inc.	\$ 1,601,600.00
- Entelen Design-Build	\$ 1,698,547.00
- Wasatch West Contracting	\$ 1,748,000.00
- Valley Design & Construction, LLC	\$ 1,806,250.00

Broderick & Henderson is the apparent low bidder, and appears to have met all requirements for bidding. We cannot find any reason not to award the contract to Broderick & Henderson, especially in light of the recent good experience the District had with this general contractor on another remodel.

Sincerely,



Daniel Rogers, AIA  
Architect

# A

# Capital Projects Status

## 20A&I: 3100 South to 4100 South Redwood Road Water and Sewer Project

Capital Project: Redwood Road Pipeline Replacement (4100 South to 3100 South) & Valley Fair Mall Feedlines

Consultant:	Bowen, Collins & Associates	Contractor:	To Be Determined
Original Contract:	\$ 390,000.00	Original Contract:	\$ -
Current Contract:	\$ 390,000.00	Current Contract:	\$ -
% Contract Change:	0%	% Change Order:	0%
Amount Paid:	\$ 20,189.00	Amount Paid:	\$ -
% Complete:	5%	% Complete:	0%

**Project Description:** Replace aging distribution piping in Redwood Road and construct a new sewer line running north to provide additional capacity for new growth. The pipelines will be funded by the Utah SRF and sewer lines will be funded by District impact fees.

**Project Update:** Design is ongoing.

## 20B: Rushton Groundwater Treatment Plant Capital Project: Wells 1, 12, 17 Treatment Facility

Consultant:	JUB Engineers, Inc.	Contractor:	To Be Determined
Original Contract:	\$ 581,470.00	Original Contract:	\$ -
Current Contract:	\$ 676,744.00	Current Contract:	\$ -
% Contract Change:	16%	% Change Order:	0%
Amount Paid:	\$ 648,021.55	Amount Paid:	
% Complete:	96%	% Complete:	0%

**Project Description:** A new water treatment facility to remove iron, manganese and ammonia from Wells No. 1, 12 and 17 at the Well No. 12 site at 1490 West 3100 South.

**Project Update:** The bid opening will be held September 30.



# Capital Projects Status

## 20B-1: RGWTP Waterlines Project

Capital Project: Wells 1, 12, 17 Treatment Facility

Consultant:	JUB Engineers, Inc.	Contractor:	Silver Spur Construction
Original Contract:	part of RGWTP	Original Contract:	\$ 1,172,500.00
Current Contract:	part of RGWTP	Current Contract:	\$ 1,172,500.00
% Contract Change:	part of RGWTP	% Change Order:	0%
Amount Paid:	part of RGWTP	Amount Paid:	\$ -
% Complete:	part of RGWTP	% Complete:	0%

**Project Description:** As part of the Rushton Groundwater Treatment Plant, piping modifications are necessary in 3300 South and 3100 South.

**Project Update:** A Preconstruction Meeting was held on August 10, 2021 and Notice to Proceed has been issued. Contractor will be unable to secure material until October. In order to prevent winter time weather delays within UDOT ROW the contractor will start work next spring.



Waterline Alignment

## 20D: Kent Booster Pump Station Replacement and Tank Purchase

Capital Project: Tank Farm Booster Replacement/Tank Purchase/Energy Improvements Project

Consultant:	HA&L Engineers	Contractor:	To Be Determined
Original Contract:	\$ 334,146.23	Original Contract:	\$ -
Current Contract:	\$ 348,257.23	Current Contract:	\$ -
% Contract Change:	4%	% Change Order:	0%
Amount Paid:	\$ 331,646.68	Amount Paid:	\$ -
% Complete:	95%	% Complete:	0%

**Project Description:** Replacement of the existing Kent Booster Pump Station at Tank Farm (4400 South 4800 West), site piping replacements, and purchase of two existing 5 MG Jordan Valley Water tanks.

**Project Update:** A 90% design review meeting was held on August 31. The Consultant is finalizing design and legal description revisions. It is anticipated that bidding will occur in the next couple months.



# Capital Projects Status

## 20E: Pioneer WWPS Replacement

Capital Project: Pioneer WWPS Replacement & Pipeline/ Forcemain Upgrades

Consultant:	Bowen, Collins & Associates	Contractor:	COP Construction, LLC
Original Contract:	\$ 165,104.00	Original Contract:	\$ 4,117,000.00
Current Contract:	\$ 371,754.00	Current Contract:	\$ 4,117,000.00
% Contract Change:	125%	% Change Order:	0%
Amount Paid:	\$ 233,544.00	Amount Paid:	\$ -
% Complete:	63%	% Complete:	0%

**Project Description:** Replacement of the existing 500 GPM Pioneer Wastewater Pump Station located at 2250 South Constitution Boulevard with a new pump station to be located at 2184 South Constitution Boulevard.

**Project Update:** Submittal review is ongoing. The removal of the Brighton Canal box culvert and installation of the West Valley City storm drain is now anticipated to start in October.

## 20G: Building B Addition and Remodel

Capital Project: Building B Remodel/Addition

Consultant:	EDA, Inc.	Contractor:	To Be Determined
Original Contract:	\$ 165,026.00	Original Contract:	\$ -
Current Contract:	\$ 186,926.00	Current Contract:	\$ -
% Contract Change:	13%	% Change Order:	
Amount Paid:	\$ 184,748.00	Amount Paid:	\$ -
% Complete:	99%	% Complete:	

**Project Description:** Upgrades/repair of the Building B, including bathroom and kitchen remodel, and remodel of the mezzanine and/or addition.

**Project Update:** See Capital Projects Approval for more information.



# Capital Projects Status

## 20G-1: Building B Reroof

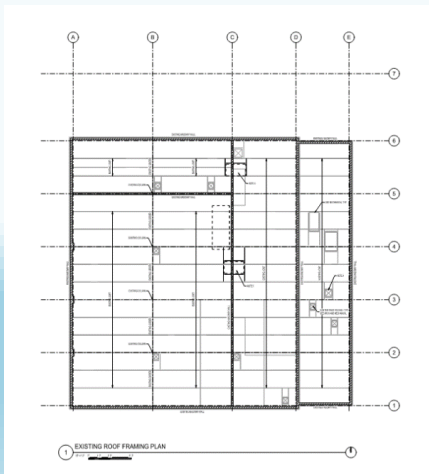
Capital Project: Building B Remodel/Addition

Consultant:	EDA, Inc.	Contractor:	North Face Roofing, Inc.
Original Contract:	with Building B Project	Original Contract:	\$ 97,900.00
Current Contract:	with Building B Project	Current Contract:	\$ 97,900.00
% Contract Change:	with Building B Project	% Change Order:	0%
Amount Paid:	with Building B Project	Amount Paid:	\$ -
% Complete:	with Building B Project	% Complete:	0%

**Project Description:** Repair of the Building B Roof. Repair will include a new PVC roof membrane, walkway pad, roof hatch guardrail system, metal roof deck and insulation infill, mechanical curb, and roof ladder.

**Project Update:** The project has been awarded and a Preconstruction Meeting was held on July 28, 2021. Contractor is unable to secure materials until October. A Notice to Proceed will be issued soon after Contractor is able to secure materials.

Plan for roof



## 21A: Large Meter Replacements

Capital Project: Meter Vault Upgrades

Consultant:	In House (GHID)	Contractor:	Beck Construction & Excavation, Inc.
Original Contract:	-	Original Contract:	\$517,750.00
Current Contract:	-	Current Contract:	\$517,750.00
% Contract Change:	-	% Change Order:	0%
Amount Paid:	-	Amount Paid:	\$0.00
% Complete:	-	% Complete:	0%

**Project Description:** Remove existing water meters and replace with new 4-inch, 6-inch, and 8-inch vaults at various locations in West Valley City. This is one of the District's annual recurring maintenance/replacement projects.

**Project Update:** The Notice to Proceed was issued on August 23. The contractor has mobilized equipment to replace the vault at Coventry Manor Condominiums located at 3575 South 3200 West. This vault replacement is expected to start mid September and should take 2 weeks to complete.



# Capital Projects Status

## 21C: Kearns Interconnects along 4700 South

Capital Project: Kearns Improvement District Emergency Interconnections

Consultant:	In House (GHID)	Contractor:	To Be Determined
Original Contract:		Original Contract:	\$0.00
Current Contract:		Current Contract:	\$0.00
% Contract Change:		% Change Order	0%
Amount Paid:		Amount Paid:	\$0.00
% Complete:	100%	% Complete:	0%

**Project Description:** Kearns Improvement District has requested new emergency water interconnects along 4700 South. GHID and KID have an existing interconnect at 6000 West and 4750 South.

**Project Update:** A kick-off meeting with Kearns Improvement District was held on August 26<sup>th</sup>.

## 21D: Enterprise Resource Planning Software Replacement

Capital Project: Incode v10 Upgrade

Consultant:	Tyler Technologies, Inc.	
Original Contract:	\$	67,748.00
Current Contract:	\$	67,748.00
% Contract Change:		0%
Amount Paid:	\$	-
% Complete:		0%

**Project Description:** Replacement of the District's Enterprise Resource Planning (Financial) software to Incode v10 as Incode v9 is at the end of its useful life.

**Project Update:** Tyler Technologies has contacted us and indicated that they are ready to begin the migration process.



# Capital Projects Status

## 21F: SCADA Modernization Project

Capital Project: SCADA Modifications/Upgrades

Consultant:	APCO Inc.	
Original Contract:	\$	180,000.00
Current Contract:	\$	194,163.86
% Contract Change:		8%
Amount Paid:	\$	7,920.0
% Complete:		4%

**Project Description:** Upgrades and modifications to the District's existing Supervisory Control and Data Acquisition (SCADA) system. This project will modernize the AVEVA System but adding object-based tags and creating high-performance graphics, along with upgrading aging and obsolete hardware.

**Project Update:** Replacement servers for the SCADA system have been ordered.

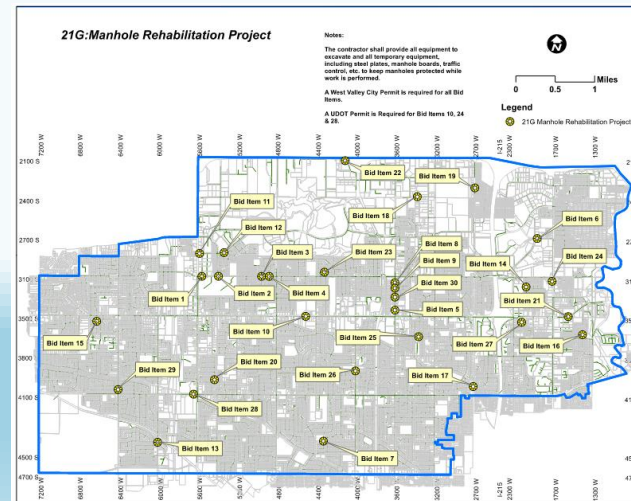
## 21G: Manhole Rehabilitation Project

Capital Project: Sewer Lining and Manhole Rehabilitation

Consultant:	In House (GHID)	Contractor:	To Be Determined
Original Contract:		Original Contract:	\$0.00
Current Contract:		Current Contract:	\$0.00
% Contract Change:		% Change Order	0%
Amount Paid:	-	Amount Paid:	\$0.00
% Complete:	100%	% Complete:	0%

**Project Description:** Rehabilitation of various existing sewer manholes by raising manholes to grade and pouring concrete collars.

**Project Update:** The project was sent out for bidding on July 29, 2021. A public bid opening was held on August 11, 2021 and no bids were received. The project is currently being reevaluated to determine if the scope and contract time should be modified.



Site Locations

# Capital Projects Status

## 21H: Well No. 16 Chlorinator

Capital Project: Chlorine Generation Equip – Well No. 16

Consultant:	Sunrise Engineering	Contractor:	To Be Determined
Original Contract:	\$ -	Original Contract:	\$ -
Current Contract:	\$ -	Current Contract:	\$ -
% Contract Change:	0%	% Change Order:	0%
Amount Paid:	\$ -	Amount Paid:	\$ -
% Complete:	0%	% Complete:	0%

**Project Description:** The budget for this project was originally allocated toward Well No. 1. After additional review of the well it was determined that the budget should be reallocated toward Well No. 16. The Well No. 16 chlorination equipment has reached its lifespan and the water demand from this well is higher than Well No. 1. The new equipment will help the District avoid future maintenance and parts supply issues.

**Project Update:** The District has requested a proposal from Sunrise Engineering to provide engineering and construction administration services for this project. It is anticipated that design will begin in September and Construction will begin early Spring.

## 21I: Interceptor Vault Modification

Capital Project: Interceptor Improvements

Consultant:	J-U-B Engineers	Contractor:	To Be Determined
Original Contract:	\$ 26,000.00	Original Contract:	\$ -
Current Contract:	\$ 26,000.00	Current Contract:	\$ -
% Contract Change:	0%	% Change Order:	0%
Amount Paid:	\$ -	Amount Paid:	\$ -
% Complete:	0%	% Complete:	0%

**Project Description:** Replace the lid of the main District interceptor vault at 1488 W. 3100 S. to improve maintenance access and better match new asphalt elevations.

**Project Update:** In Addendum #2 for the Rushton Groundwater Treatment Plan bid package.





# Capital Projects Status

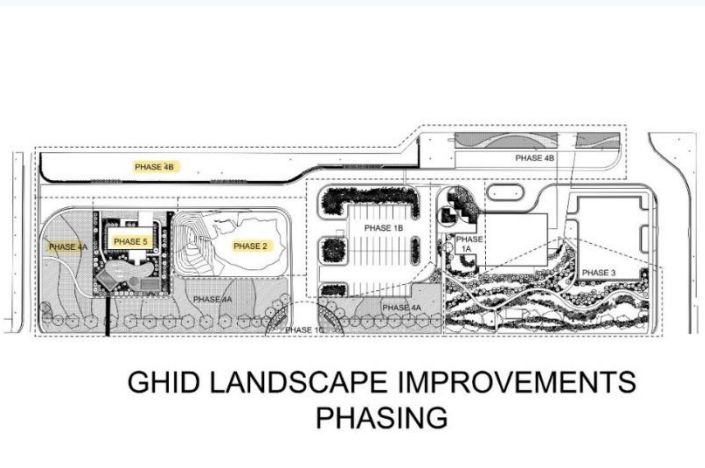
## 21J: GHID Headquarters Landscaping Phase 2

Capital Project: Headquarters Landscaping Phase 2 (South End)

Consultant:	J-U-B Engineers	Contractor:	To Be Determined
Original Contract:	\$ 56,000.00	Original Contract:	\$ -
Current Contract:	\$ 56,000.00	Current Contract:	\$ -
% Contract Change:	0%	% Change Order:	0%
Amount Paid:	\$ -	Amount Paid:	\$ -
% Complete:	0%	% Complete:	0%

**Project Description:** Phase 2 landscaping will include landscape improvements along the south side of the GHID Headquarter property. Priority locations are the pond, southwest side along the wall and south entrance.

**Project Update:** The 30% preliminary construction drawings are currently under review.



Phase 2 improvement areas are highlighted in yellow



# Master Plan Update, Rate Study & Impact Fee Analysis Update

Project: Master Plan, Rate & Impact Fee Study & Long-Term Capital Facility Plan – Operations & Maintenance (Eng. Consulting)

Consultant:	Bowen, Collins & Associates
Original Contract:	\$ 284,388
Current Contract:	\$ 284,388
% Contract Change:	0%
Amount Paid:	\$ 129,623.50
% Complete:	46%

**Project Description:** In order to best determine rates and impact fees, it is necessary to complete an updated Master Plan (for both the Water and Wastewater systems) and a 20-year Capital and Infrastructure Maintenance Plan. Following completion of the plans, the Consultant (or sub-consultant) will complete the Rate Study and Impact Fee Analysis. This project will be complete in time to set rates for 2021.

**Project Update:** See presentation for update.



# Capital Projects Status

## Small Projects:

### Water Innovation Center:

**Project Description:** Modifying the old Well No. 7 pump house in Chesterfield to use as a pipe coupon exhibit and training area. Design and construction by District staff.

**Project Update:** The outer walls are complete. Interior furnishing is ongoing.

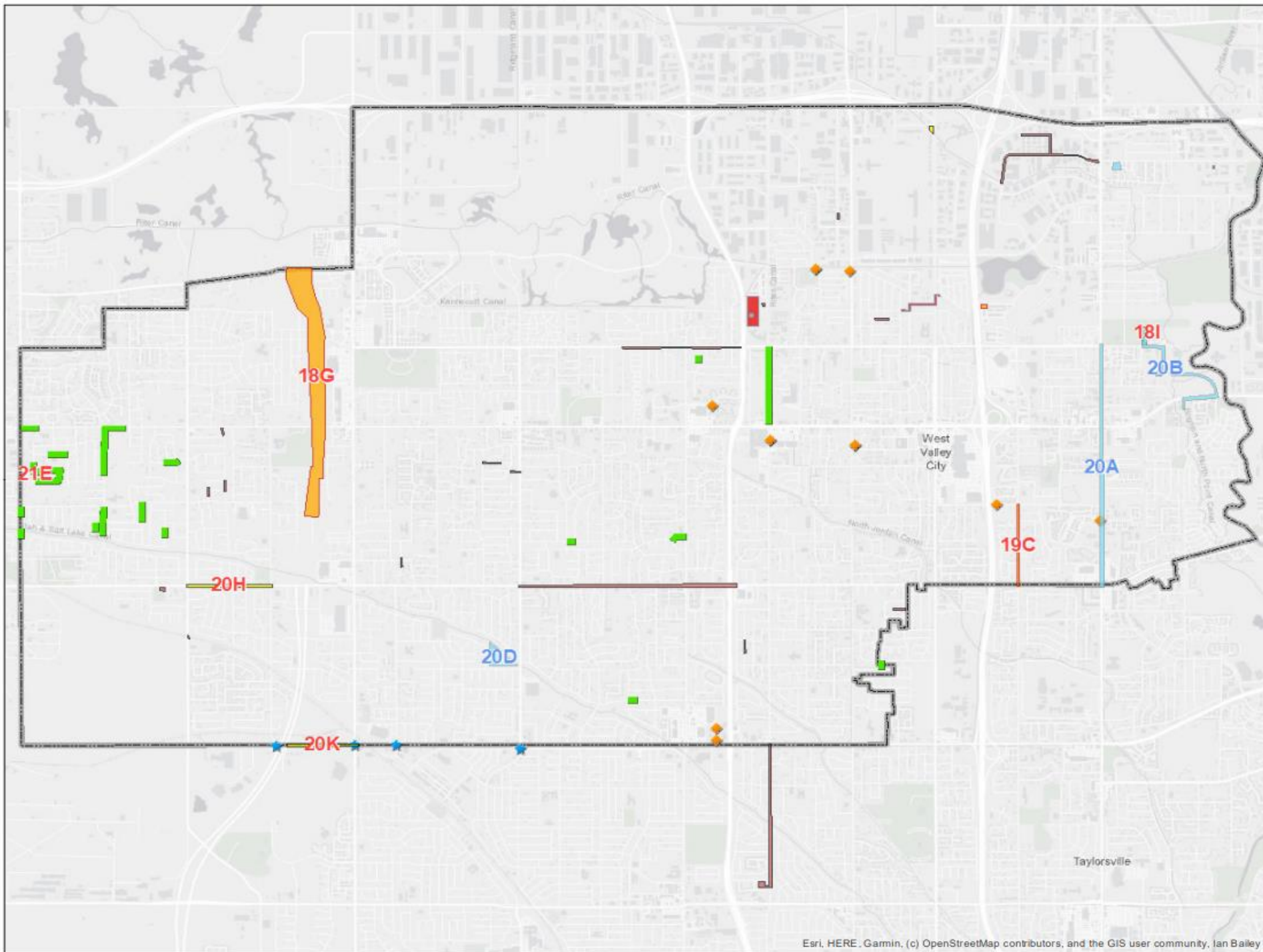
### Taylorsville-Bennion Improvement District Interlocal Agreement

**Project Description:** Formalize the interlocal agreement with TBID regarding shared utility service (i.e. GHID provides water service, TBID provides wastewater service).

**Project Update:** The interlocal agreement is complete.



# Capital Projects Map



GRANGER-HUNTER  
IMPROVEMENT DISTRICT

ArcGIS Web Map

### Legend

21E: Sewer Rehabilitation Project

#### Planned Projects

Approved

#### Projects in Progress

Designed

Under Construction

#### Finished Projects this Year

Constructed

Finished

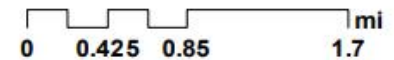
#### 21A: Large Meter Replacement

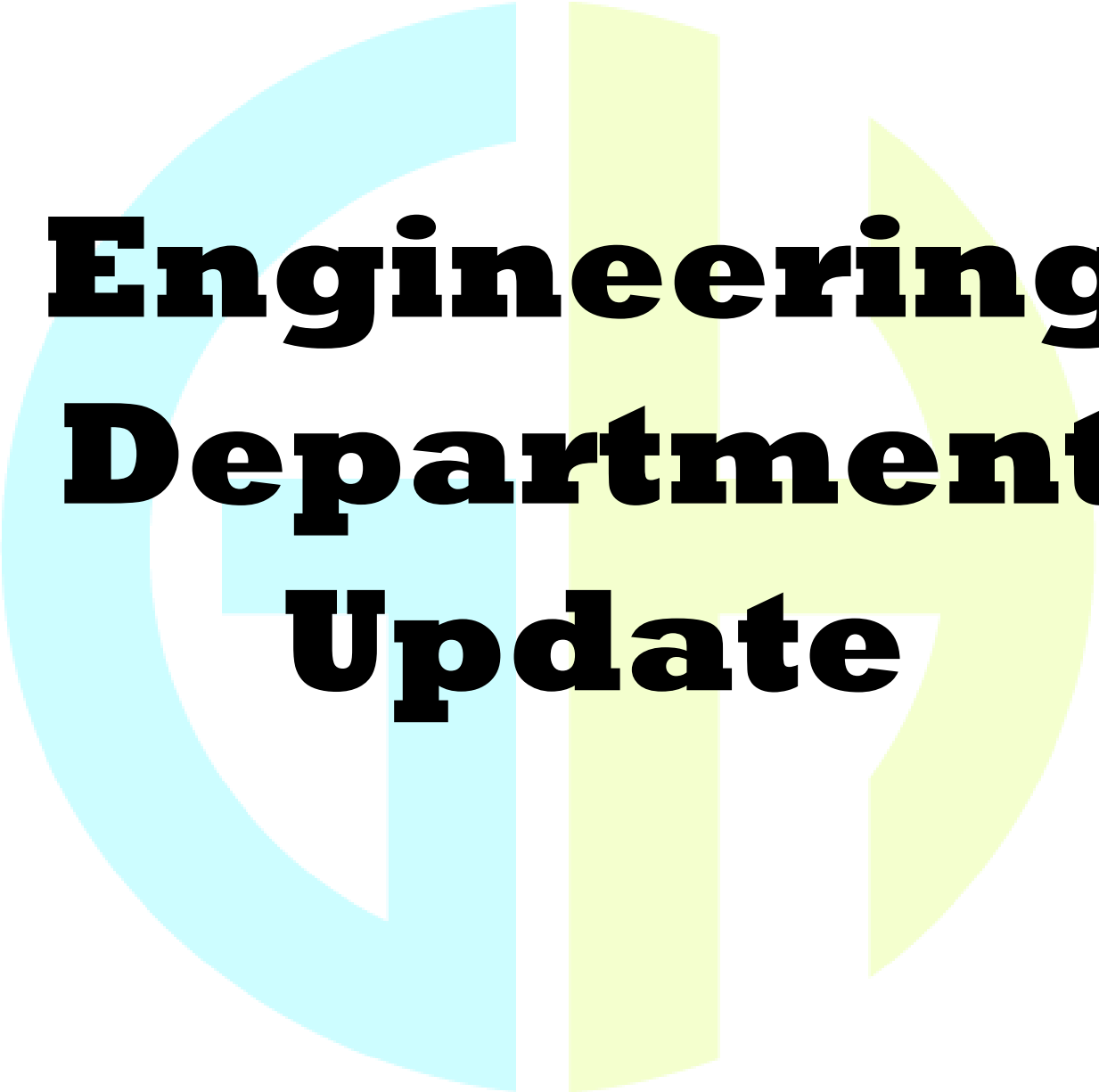
21A: Large Meter Replacements

#### 21C: Kearns GHID Interconnect

21C Kearns GHID Interconnect

GHID\_Database.DBO.Boundary





**Engineering  
Department  
Update**

# Engineering Report

## Plan Review Updates

	PROJECT NAME	ADDRESS	TYPE	STATUS
1)	SLCO Pioneer Crossing Ph 1	1280 W Cultural Center Dr	Park	Resubmittal Required
2)	WV Dermatology (Hospital)	4133 W Pioneer Pkwy Ste 130	Commercial	Final Approval
3)	Wheeler Machinery "WASP" Building	4901 W 2100 S	Tenant Improvement	Final Approval
4)	Weston Fields Sub PH1 & Ph2 (58 lots)	6840 W 4100 S	Residential Subdivision	Resubmittal Required
5)	Maverik	2675 S 3200 W	Tenant Improvement	Waiting for Plans
6)	Swift Drivers Facility	5175 W 2100 S	Tenant Improvement	Final Approval
7)	TFC Kowloon Mister LLC	2055 W 3500 S	Commercial	Resubmittal Required
8)	4700 S UDOT Project	4700 S (4000 W - 5600 W)	Other	Final Approval
9)	iHeart Media	2801 Decker Lake Dr	Tenant Improvement	Resubmittal Required
10)	Foursight Capital	2783 S Leadership Ct Suite 400	Tenant Improvement	Final Approval
11)	Kawneer	4837 W 2400 S Unit 400	Tenant Improvement	Final Approval
12)	Cypress Cove (12) Townhomes	3540 W 4700 S	Residential Subdivision	Resubmittal Required



# Engineering Report

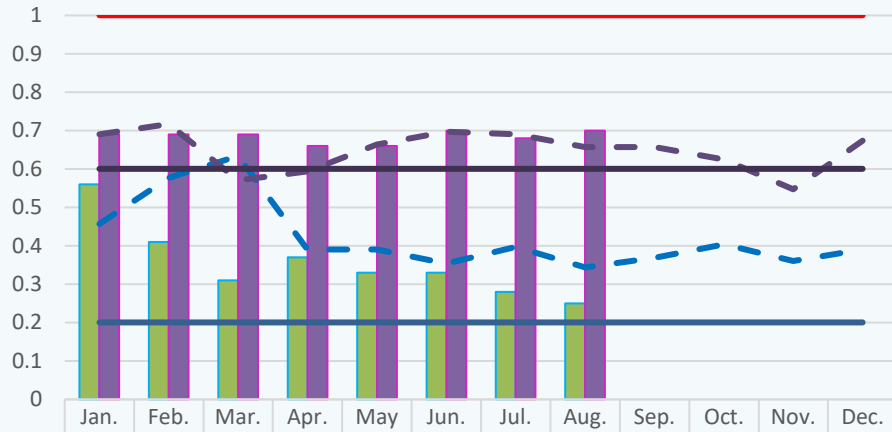
## Plan Review Updates – cont.

	PROJECT NAME	ADDRESS	TYPE	STATUS
13)	NoYesNo LLC Sewer Connection	2953 S & 2965 S 3600 W	Sewer Connection	Waiting for Plans
14)	Café Rio Craft Kitchen	2282 S President Dr	Tenant Improvement	Final Approval
15)	Mapleleaf	2554 S 3400 W	Commercial	Resubmittal Required
16)	Cottages at Pearce Farm (65 Lots)	6765 W 3500 S	Residential Subdivision	Under Review
17)	CVS Omnicare SLC Cleanroom Repair	2280 Alexander St	Tenant Improvement	Waiting for Plans
18)	Scott Machinery Venture	2187 S Technology Parkway	Tenant Improvement	Waiting for Plans
19)	Motorola Solutions TI	4625 Lake Park Blvd	Tenant Improvement	Waiting for Plans



# Water Quality Report

## Chlorine and Fluoride Residuals (mg/L)



	Jan.	Feb.	Mar.	Apr.	May	Jun.	Jul.	Aug.	Sep.	Oct.	Nov.	Dec.
Chlorine 2021	0.56	0.41	0.31	0.37	0.33	0.33	0.28	0.25				
Fluoride 2021	0.69	0.69	0.69	0.66	0.66	0.7	0.68	0.7				
Chlorine 3-yr Avg.	0.46	0.58	0.63	0.39	0.39	0.35	0.40	0.34	0.37	0.40	0.36	0.39
Fluoride 3-yr Avg.	0.69	0.72	0.57	0.59	0.66	0.70	0.69	0.66	0.66	0.62	0.55	0.67
Chlorine Min.	0.2	0.2	0.2	0.2	0.2	0.2	0.2	0.2	0.2	0.2	0.2	0.2
Fluoride Min.	0.6	0.6	0.6	0.6	0.6	0.6	0.6	0.6	0.6	0.6	0.6	0.6
Chlor. & Fluor. Max	1	1	1	1	1	1	1	1	1	1	1	1

Backflow Dashboard
Graph This Year & Last Year

45-day  
**52**  
Assembly Notifications ready  
Last update: 2 minutes ago

30-day  
**0**  
Assembly Notifications ready  
Last update: 2 minutes ago

90-day  
**2**  
Assembly Notifications ready  
Last update: 2 minutes ago

Assembly Notifications  
**1**  
Reminders  
Sent Last Month  
Last update: 2 minutes ago

Assembly Notifications  
**3**  
30 Days Late  
Sent Last Month  
Last update: 2 minutes ago

Assembly Notifications  
**23**  
90 Days Late  
Sent Last Month  
Last update: 2 minutes ago

Backflow Inspections Entered into Cityworks by Month

Last update: 2 minutes ago

Past Due  
**605**  
Last update: 2 minutes ago

120 Day Late  
**473**  
Last update: 2 minutes ago

Backflow Failed  
**4**  
Last update: 2 minutes ago

Hazard Assessment due this month  
**1**  
Last update: 2 minutes ago

Backflows added in the last 31 days  
**6**  
Last update: 2 minutes ago

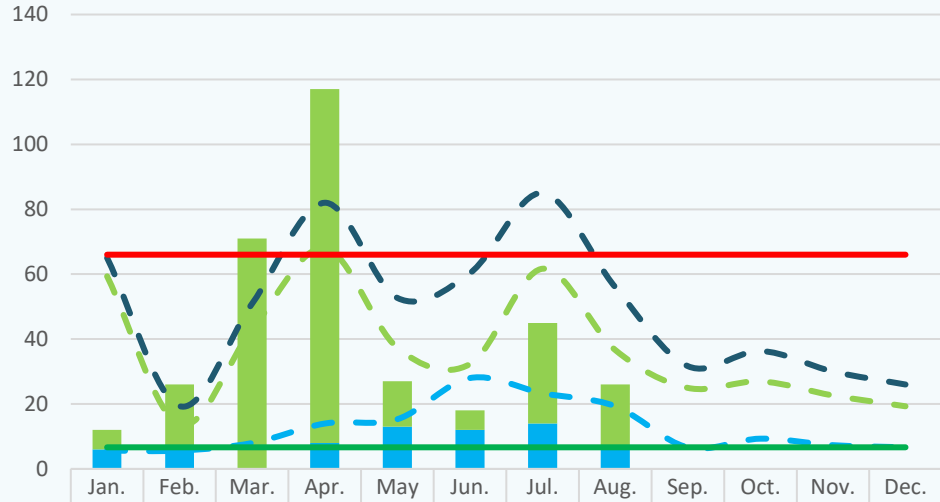
All Backflows in GIS  
**1,275**  
Last update: 2 minutes ago

GRANGER-HUNTER  
IMPROVEMENT DISTRICT



# Water Quality Report

### Water Quality and Pressure Complaints



	Jan.	Feb.	Mar.	Apr.	May	Jun.	Jul.	Aug.	Sep.	Oct.	Nov.	Dec.
<span style="color: green;">■</span> Water Quality Complaints	6	20	71	109	14	6	31	20				
<span style="color: blue;">■</span> Pressure Complaints	6	6	0	8	13	12	14	6				
<span style="color: green;">- - -</span> WQ 3-YR AVG.	59	14	43	68	37	32	62	37	25	27	23	19
<span style="color: blue;">- - -</span> Pressure 3-YR AVG.	6	6	8	14	15	28	23	19	7	9	7	7
<span style="color: darkblue;">- - -</span> Total 3-YR AVG.	65	19	51	82	53	60	85	56	32	36	30	26
<span style="color: green;">—</span> 25% AWWA Benchmark	7	7	7	7	7	7	7	7	7	7	7	7
<span style="color: red;">—</span> 75% AWWA Benchmark	66	66	66	66	66	66	66	66	66	66	66	66

### Water Quality Complaint Locations – August

