

## **THE BOARD OF TRUSTEES OF THE GRANGER-HUNTER IMPROVEMENT DISTRICT**

*PUBLIC NOTICE* is hereby given by the Board of Trustees that Granger-Hunter Improvement District will hold a Board Meeting at 3:00 p.m. on Tuesday, December 12, 2023, at its main office located at 2888 South 3600 West, West Valley City, Utah. Trustees and members of the public are able to attend this meeting in person or electronically through [www.ghid.org](http://www.ghid.org).

### **Agenda**

#### **A. GENERAL**

1. Public Comments
2. Consider approval of the November 14, 2023, Board Meeting Minutes and Public Hearing Minutes
3. Discuss potential conflicts of interest

#### **B. OUR COMMUNITY**

1. Board Service Appreciation Award – Corey Rushton
2. Discuss potential billboard along Bangerter Highway
3. Jordan Valley Water Conservancy District Update
4. Central Valley Water Reclamation Facility Update

#### **C. OUR TEAM**

#### **D. OUR OPERATIONS**

1. Approval of emerging contaminant principal forgiveness agreement with Utah Division of Drinking Water relating to the construction of the Anderson Treatment Plant.
2. Approval of escrow agreement with Utah State Treasury's Office to facilitate the payments of the emerging contaminant principal forgiveness agreement.
3. Approval to establish multiple Restricted Funds for the sale and purchase of real property, sale and purchase of vehicles, annual underspent capital dollars savings from annual budgets, and an employee payroll and benefits reserve.
4. Review & discuss Financial Report for November 2023
5. Review & discuss Paid Invoice Report for November 2023
6. Administrative Services Update
  - a. Consider approval of purchase of meters and meter parts in the amount of \$55,442.43 to Mountainland Supply.
7. Water Maintenance Update
8. Wastewater Maintenance Update
9. Water Supply Update
10. Capital Projects Update
  - a. Consider approval of a construction change order for the 22C: Lake Park and Merry Lane Subdivision Waterline Replacements project with Lyndon Jones Construction, in the amount \$97,460.43.
  - b. Consider approval of an emergency repair purchase for two 24-inch valves, two 16-inch gate valves, a flange coupling adapter and associated appurtenances from Ferguson Waterworks for \$108,155.00.
  - c. Consider approval of emergency repair for two 24-inch line stops for the Decker Main Pump Station to Utah Tap Master for \$86,631.00.
11. Engineering Department Update

#### **E. CLOSED SESSION**

#### **F. BOARD MEMBERS INPUT, REPORTS, FOLLOW-UP ITEMS OR QUESTIONS**

#### **G. CALENDAR**

1. The next board meeting will be January 16, 2024

**MINUTES OF THE  
GRANGER-HUNTER IMPROVEMENT DISTRICT  
BOARD MEETING**

The Meeting of the Board of Trustees of the Granger-Hunter Improvement District (GHID) was held Thursday, November 14, 2023, at 4:00 P.M. at the District office located at 2888 S. 3600 W., West Valley City, Utah.

This meeting was conducted electronically in accordance with the Utah Open and Public Meetings Act (Utah Code Ann. (1953) §§ 52-4-1 et seq.) and Chapter 7.12 of the Administrative Policy and Procedures Manual (“Electronic Meetings”).

**Trustees Present:**

Debra Armstrong	Chair
Corey Rushton	Trustee
Roger Nordgren	Trustee

**Staff Members Present:**

Jason Helm	General Manager/Treasurer
Todd Marti	Assistant General Manager/District Engineer
Troy Stout	Assistant General Manager/Chief Operating Officer
Michelle Ketchum	Director of Administration
Dustin Martindale	Director of Water Systems
Ricky Ncaise	Director of Wastewater
Victor Narteh	Director of Engineering
Justin Gallegos	Director of Information Technology
Austin Ballard	Controller/Clerk
Dakota Cambruzzi	Human Resource Manager
Kristy Johnson	Executive Assistant
Brent Rose	Legal Counsel – Clyde Snow & Sessions PC

**Guests:**

Wayne Watts	Community Member & Future Trustee
Adam Spackman	System Administrator, GHID - <i>Electronically</i>
Ian Bailey	GIS, GHID - <i>Electronically</i>
Darcy Brantly	Accountant, GHID – <i>Electronically</i>
Michael Wear	Fleet Manager, GHID – <i>Electronically</i>
Brooke Petersen	Administrative Assistant, GHID – <i>Electronically</i>
Linda Waters	Safety Coordinator, GHID – <i>Electronically</i>
Mollie Adams	Community Member – <i>Electronically</i>
Bryon Elwell	Community Member - <i>Electronically</i>

A copy of the exhibits referred to in these minutes is attached and incorporated by this reference. The exhibits are also included in the official minute books maintained by Granger-Hunter Improvement District.

**CALL TO ORDER**

At 4:00 P.M. Debra Armstrong called the meeting to order and recognized all those present.

**Approval of the  
October 17, 2023  
Board Meeting Minutes**

A motion to approve the Board Meeting Minutes from October 17, 2023, was made by Debra Armstrong. Followed a second from Roger Nordgren, the motion passed as follows:

Armstrong – aye                      Rushton – aye                      Nordgren – aye

**Conflicts of interest**

There were none.

**OUR COMMUNITY  
Consider Approval of  
Amended and Restated  
Interlocal Agreement  
Providing for Extra-  
Territorial Water and  
Sewer Services between  
Granger-Hunter  
Improvement District  
and Magna Water  
Company**

Jason Helm asked the Board to consider approval of an Amended and Restated Interlocal Agreement Providing for Extra-Territorial Water and Sewer Services between Granger-Hunter Improvement District and Magna Water Company. Corey Rushton made a motion to approve the agreement subject to unsubstantial revisions as agreed by the General Manager. Following a second from Roger Nordgren, the motion passed as follows:

Armstrong – aye                      Rushton – aye                      Nordgren – aye

**Jordan Valley Water  
Conservancy District  
Update**

Mr. Helm discussed the Jordan Valley Water Conservancy District update. – See Jordan Valley Water Conservancy District Update attached to these minutes for details.

**Consider Approval of  
Amendment to Granger-  
Hunter Improvement  
District Water Purchase  
Agreement and Petition  
with Jordan Valley  
Water Conservancy  
District**

Mr. Helm asked the Board to consider approval of Amendment to Granger-Hunter Improvement District Water Purchase Agreement and Petition with Jordan Valley Water Conservancy District. Following a discussion regarding the amendment, Corey Rushton made a motion to approve the agreement as noted. Following a second from Debra Armstrong, the motion passed as follows;

Armstrong – aye                      Rushton – aye                      Nordgren – aye

**Central Valley Water  
Reclamation Facility  
Update**

Mr. Helm discussed the Central Valley Water Reclamation Facility update. – See Central Valley Water Reclamation Facility Update attached to these minutes for details.

**OUR TEAM  
Review 2024 Board  
Meeting Schedule  
Calendar**

Mr. Helm presented the 2024 board meeting schedule calendar for review. Debra Armstrong made a motion to approve the schedule as noted. Following a second from Roger Nordgren, the motion passed as follows:

Armstrong – aye                      Rushton – aye                      Nordgren – aye

**OUR OPERATIONS**

**Review & Discuss  
Financial Report for  
October 2023**

Austin Ballard summarized the October 2023 Financial Report. Mr. Ballard noted water sales are tracking close to budget. – See October 2023 Financial Report attached to these minutes for details.

**Review & Discuss Paid  
Invoice Report for  
October 2023**

Mr. Ballard discussed the October check report. The October check report totaled \$7,863,092.91 coming from five categories: Jordan Valley Water (38%), infrastructure (37%), Central Valley (14%), payroll taxes and employee benefits (4%), and other (7%). – See October 2023 Paid Invoice Report attached to these minutes for details.

**Consider Approval of  
Changes to the District’s  
Service Agreement**

Michelle Ketchum asked the Board to consider approval of changes to the District’s Service Agreement. A discussion took place regarding the allowance of a secondary contact to be added on service agreements. Ms. Ketchum asked the Board to consider adopting amended and restated Uniform Rules and Regulations for Municipal Water and Sanitary Sewer Service. Corey Rushton made a motion to approve the service agreement changes and adoption of Resolution 4-20-21 with the addition of an allowance of a secondary notification as a condition to shut off and liens. Following a second from Roger Nordgren, the motion passed as follows:

**Consider Adopting  
Amended and Restated  
Uniform Rules and  
Regulations for  
Municipal Water and  
Sanitary Sewer Service**

Armstrong – aye                      Rushton – aye                      Nordgren – aye

**Water Maintenance  
Update**

Troy Stout presented the water maintenance update. Mr. Stout recognized the staff that assisted with the 3300 South water main break and commended them on their great work and response. – See Water Maintenance Update attached to these minutes for details.

**Wastewater  
Maintenance Update**

Mr. Stout presented the wastewater maintenance update. – See Wastewater Maintenance Update attached to these minutes for details.

**Consider Approval of  
Hazard Mitigation Plan  
Contract to Elwell  
Consultants**

Mr. Stout asked the Board to consider approval of Hazard Mitigation Plan contract to Elwell Consultants in the amount of \$150,000.00 with cost share of \$112,498.99 to be reimbursed by FEMA and the District paying \$37,501.01. Roger Nordgren made a motion to approve the contract as noted. Following a second from Corey Rushton, the motion passed as follows:

Armstrong – aye                      Rushton – aye                      Nordgren – aye

**Water Supply Review**

Todd Marti presented the water supply update. – See Water Supply Review attached to these minutes for details.



**Information Technology Update**  
**Consider Approval of Sensus AMI Annual Support Contract to Mountainland Supply Company**

Justin Gallegos asked the Board to consider approval of Sensus AMI Annual Support contract to Mountainland Supply Company in the amount of \$70,276.10. Roger Nordgren made a motion to approve the contract as noted. Following a second from Debra Armstrong, the motion passed as follows:

Armstrong – aye                      Rushton – aye                      Nordgren – aye

**Capital Projects Update**  
**Consider Approval of Construction Contract to Innovative Sheet Metal, LLC for 23G: Chesterfield Exhaust Upgrades Project**

Victor Narteh asked the Board to consider approval of a construction contract to Innovative Sheet Metal, LLC for the 23G: Chesterfield Exhaust Upgrades project in the amount of \$52,378.00. Roger Nordgren made a motion to approve the contract as noted. Following a second from Corey Rushton, the motion passed as follows:

Armstrong – aye                      Rushton – aye                      Nordgren – aye

**Consider Approval of Construction Contract to Achieve Contracting, LLC for 23E: Building A, B, & C Improvements Project**

Mr. Narteh asked the Board to consider approval of a construction contract to Achieve Contracting, LLC for the 23E: Building A, B, & C Improvements project in the amount of \$598,023.00. Corey Rushton made a motion to approve the contract as noted. Following a second from Roger Nordgren, the motion passed as follows:

Armstrong – aye                      Rushton – aye                      Nordgren – aye

**Consider Approval of Construction Change Order for 22F: Ridgeland Pump Station Project with Condie Construction Company**

Todd Marti asked the Board to consider approval of a construction change order for the 22F: Ridgeland Pump Station project with Condie Construction Company, in the amount of \$85,596.23. Roger Nordgren made a motion to approve the contract as noted. Following a second from Debra Armstrong, the motion passed as follows:

Armstrong – aye                      Rushton – aye                      Nordgren – aye

**Consider Approval of Payment to West Valley City for 3100 South Overlay Project Cost Sharing**

Mr. Marti asked the Board to consider approval of a payment to West Valley City for the 3100 South Overlay Project Cost Sharing in the amount of \$84,940.00. Corey Rushton made a motion to approve the payment as noted. Following a second from Roger Nordgren, the motion passed as follows:

Armstrong – aye                      Rushton – aye                      Nordgren – aye

Mr. Marti presented the capital projects update. – See Capital Projects Update attached to these minutes for details.

**Engineering Department Update**

Mr. Marti presented the engineering department update. – See Engineering Department Update attached to these minutes for details.

**CLOSED SESSION**

At 5:21 P.M., Corey Rushton made a motion to enter into a closed session to discuss the purchase, exchange, lease, or sale of real property. Following a second from Roger Nordgren, the motion passed as follows:

Armstrong – aye                      Rushton – aye                      Nordgren – aye

All Trustees; Jason Helm, General Manager; Todd Marti, Assistant General Manager; Troy Stout, Assistant General Manager; Brent Rose, District legal counsel; Justin Gallegos, Director of IT; and Austin Ballard, Controller, were present during closed session.

At 5:50 P.M., Roger Nordgren made a motion to end the closed session and enter back into an open session. Following a second from Debra Armstrong, the motion passed as follows:

Armstrong – aye                      Rushton – aye                      Nordgren – aye

**PROPERTY SALES & PURCHASE**

**Consider Approval to Declare Surplus and Sell of Parcel at 1302 West 3100 South**

Todd Marti asked the Board to consider approval to declare surplus and sell of parcel at 1302 West 3100 South. Corey Rushton made a motion to indefinitely postpone the declaration as noted. Following a second from Roger Nordgren, the motion passed as follows:

Armstrong – aye                      Rushton – aye                      Nordgren – aye

**BOARD MEMBERS INPUT, REPORTS, FOLLOW-UP ITEMS OR QUESTIONS**

There were none.

**ADJOURNED**

Inasmuch as all agenda items have been satisfied, Roger Nordgren made a motion to adjourn the meeting. Following a second from Debra Armstrong, the motion passed as follows and the meeting adjourned at 5:53 P.M.

Armstrong – aye                      Rushton – aye                      Nordgren – aye

Debra K. Armstrong, Chair

---

Austin Ballard, Clerk

---

**MINUTES OF THE  
GRANGER-HUNTER IMPROVEMENT DISTRICT  
PUBLIC HEARING**

The Public Hearing of the Board of Trustees of the Granger-Hunter Improvement District (GHID) was held Tuesday, November 14, 2023, at 6:00 P.M. at the District office located at 2888 S. 3600 W., West Valley City, Utah.

This meeting was conducted electronically in accordance with the Utah Open and Public Meetings Act (Utah Code Ann. (1953) §§ 52-4-1 et seq.) and Chapter 7.12 of the Administrative Policy and Procedures Manual (“Electronic Meetings”).

**Trustees Present:**

Debra Armstrong	Chair
Corey Rushton	Trustee
Roger Nordgren	Trustee

**Staff Members Present:**

Jason Helm	General Manager
Todd Marti	Assistant General Manager/District Engineer
Troy Stout	Assistant General Manager/Chief Operating Officer
Michelle Ketchum	Director of Administration
Dustin Martindale	Director of Water Systems
Ricky Ncaise	Director of Wastewater
Victor Narteh	Director of Engineering
Justin Gallegos	Director of Information Technology
Austin Ballard	Controller
Dakota Cambruzzi	Human Resource Manager
Kristy Johnson	Executive Assistant
Brent Rose	Legal Counsel – Clyde Snow & Sessions PC - <i>Excused</i>

**Guests:**

Wayne Watts	Community Member & Future Trustee
Adam Spackman	System Administrator, GHID - <i>Electronically</i>
Ian Bailey	GIS, GHID - <i>Electronically</i>
Darcy Brantly	Accountant, GHID – <i>Electronically</i>
Guy Webb	Community Member
Mike Markham	Community Member
Victoria Sharp	Community Member

A copy of the exhibits referred to in these minutes is attached and incorporated by this reference. The exhibits are also included in the official minute books maintained by Granger-Hunter Improvement District.

**CALL TO ORDER**

At 6:00 P.M. Debra Armstrong called the meeting to order and recognized all those present.

**Verification of Legal Notification Requirements**

Ms. Armstrong noted the verification of legal notification requirements.

**Motion to Open Public Hearing**

At 6:04 P.M., Corey Rushton made a motion to open the Public Hearing. Following a second from Roger Nordgren, the motion passed as follows;

Armstrong – aye

Rushton – aye

Nordgren – aye

**Staff Presentation**

Jason Helm presented an overview of the 2024 Budget which includes eight budget considerations: fund the future, workforce evolution, modern utility, support community, environmental stewardship, financial strength, focus on patrons, and best practices. Mr. Helm also discussed the 10-year financial projection and the budget summary. Mr. Helm noted the District’s proposed 2024 rate and property tax increases. – See the 2024 Budget Presentation report attached to these minutes for details.

**Questions by the Trustees**

Corey Rushton mentioned the hold that’s in place on three positions for 2024 and if there is a reduction in service and what the positions are. Jason Helm explained the three positions. An Instrumentation Technician which is currently being supplemented by a consultant and current staff who are taking on additional responsibilities. Entry level Water Systems and Wastewater Systems positions are the other two positions that are on hold. Mr. Helm explained that overall, these holds wouldn’t reflect an overall reduction in service to the public.

Mr. Rushton discussed the tiered rate structure and asked how the District’s budget would be impacted if no one were in the tier four category and the District’s dependency on tier four water users to meet the budget needs. Austin Ballard explained the about 4% of the District’s current users are in the tier four category which doesn’t substantially impact the overall revenue and the majority of users fall into the tier one and tier two categories.

Roger Nordgren asked staff to explain some of the different ways that costs were reduced for the 2024 budget. Jason Helm explained the process and schedule that takes place in order to create the budget and address the District needs for the following year. Austin Balled discussed the process of completing a cost/benefit analysis in different areas to assist with the overall budget process. Mr. Nordgren commended the District staff for the efforts that were made to reduce costs and create a sustainable 2024 budget.

**Invitation for Public Comments**

Debra Armstrong invited public comments. Ms. Armstrong reminded the members of the public to direct comments and questions to her, the Chair, and comments were to last no longer than three minutes.

Austin Ballard explained that he had received three phone calls prior to the Public Hearing regarding the 2024 budget and would share those comments at the appropriate time in the meeting.

Mike Markham – 3008 W Alice Way, West Valley City, UT  
Mr. Markham commented that he supports the tier four category and that he believes the biggest users of this category are tax exempt and don't contribute to the property tax revenue so the tier four category is able to collect some of that revenue from those users.

Guy Webb – 1825 West 3350 South, West Valley City, UT  
Mr. Webb explained his understanding of the cost of infrastructure updates like new pipes as long as the replacement is decent. Mr. Webb asked what the water tanks are, what they will do and how will they be taken care of.

Victoria Sharp – 3212 West 3800 South, West Valley City  
Ms. Sharp discussed the Governor's directive on water conservation. Ms. Sharp explained that she followed the directive and was given a citation by the city for a yellow lawn. Ms. Sharp noted the water needs in order to keep grass green in Utah which is a desert climate. Ms. Sharp would like to see the promotion of desert climate landscape by local agencies.

Austin Ballard noted that he received three phone calls prior to the Public Hearing:

Mr. Sorensen voiced his reluctance to have a tax increase for various reasons and didn't support the increase.

Kirk Bagley inquired about the reasons that property taxes would be increased. Once Mr. Ballard explained the increases, Mr. Bagley was supportive of the changes.

Barry Farrer would like to see the District's rate design change to reflect a deeper discount for those who conserve water.

Jason Helm noted that the District did not received any online comments from the public regarding the Public Hearing.

**Motion to Close Public  
Comment Session**

At 6:58 P.M., Corey Rushton made a motion to close the public comment session. Following a second from Roger Nordgren, the motion passed as follows;

Armstrong – aye

Rushton – aye

Nordgren – aye

**Staff Response &  
Summary**

Corey Rushton thanked the public that attended and the comments that were received. Mr. Rushton recognized the challenges with water conservation directives and city codes. Mr. Rushton explained the programs that Jordan Valley Water Conservancy District has available for model landscapes and climate appropriate plant use and the District's involvement in some of those programs.

Mr. Rushton noted the use of the tank farm explaining water storage and how it keeps rates low and reduces a dependency on other water systems during peak times.

Jason Helm noted some of the challenges with updating city codes to reflect conservation directives and discussed the tank farm uses to meet fire code with water availability.

**Motion to Close Public Hearing**

At 7:10 P.M., Corey Rushton made a motion to close the Public Hearing. Following a second from Roger Nordgren, the motion passed as follows;

Armstrong – aye                      Rushton – aye                      Nordgren – aye

**FINANCIAL MATTERS**

**Consider Approval of Resolution 11-14-23.1 Adopting the District’s Financial Plan, Budget & Other Fees for Calendar Year Ending December 31, 2024**

Austin Ballard asked the Board to consider approval of Resolution 11-14-23.1 adopting District’s Financial Plan, Budget and Other Fees for the Calendar Year Ending December 31, 2024. Roger Nordgren made a motion to approve the resolution as noted. Following a second from Debra Armstrong, the motion passed as follows:

Armstrong – aye                      Rushton – aye                      Nordgren – aye

**Consider Approval of Resolution Adopting Final Tax Rates and Budgets Report 800C**

Mr. Ballard asked the Board to consider approval of Resolution adopting final tax rates and budgets report 800C. Corey Rushton made a motion to approve the resolution as noted. Following a second from Debra Armstrong, the motion passed as follows:

Armstrong – aye                      Rushton – aye                      Nordgren – aye

**ADJOURNED**

Inasmuch as all agenda items have been satisfied, Debra Armstrong made a motion to adjourn the meeting. Following a second from Roger Nordgren, the motion passed as follows and the meeting adjourned at 7:14 P.M.

Armstrong – aye                      Rushton – aye                      Nordgren – aye

Debra K. Armstrong, Chair

\_\_\_\_\_  
Austin Ballard, Clerk

\_\_\_\_\_



# OUR COMMUNITY

- Board Service Appreciation Award
- Potential Billboard Discussion
- Jordan Valley Water Conservancy District Update
- Central Valley Water Reclamation Facility Update





**YESCO Outdoor Media.**

## Ground Lease Proposal

May 1, 2023: REVISED October 20, 2023

**Overview:** Relocation of YESCO billboard to Granger Hunter Improvement 2888 S 3600 W West Valley, UT. Establish a ground lease between YESCO and Granger Hunter Improvement.

**Board Specifics:** 10 ft x 30 ft - 35 ft total height. Steel, Monopole, will apply to add lighting on structure. Double-sided facing North and South. Location abutting Bangerter Highway with ample visibility from lanes of traffic. Location to be agreed upon by landowner and YESCO.

**YESCO's Responsibilities:** Complete due diligence and secure necessary permits for the relocation. Install and perform ongoing maintenance on billboard. Sell advertising space.

**Lease Term:** 10-year term with 10-year automatic renewal option (essentially a 20-year lease unless YESCO exercises our option not to renew).

**Lease Payments:** Beginning lease payments of \$2,000 per month (\$24,000 annual total). Agreement includes 10% increases every 5 years.

	Monthly Rate	Annual Total
Years 1-5	\$2,000	\$24,000
Years 6-10	\$2,200	\$26,400
Years 11-15	\$2,420	\$29,040
Years 16-20	\$2,662	\$31,944
Term Total		<b>\$556,920</b>

Amy Y. Clayton  
Real Estate Associate  
801-755-7077 cell

**YESCO Outdoor Media**  
866-779-8357 » Phone  
1605 S Gramercy Road  
Salt Lake City, Utah 84104

[yesco.com](http://yesco.com)

**YESCO Outdoor Media.**

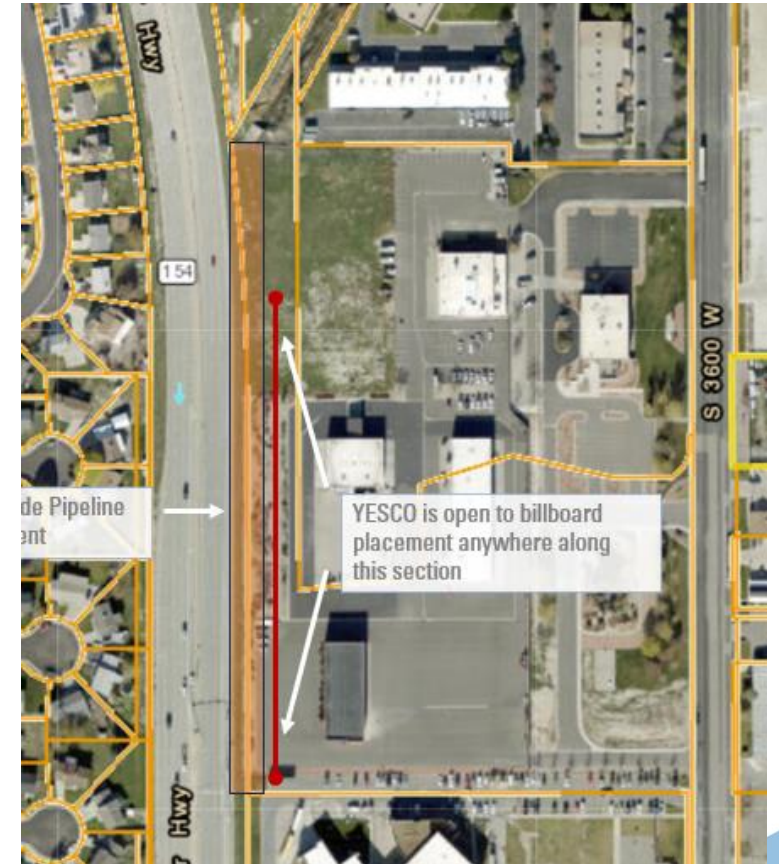
### ADVERTISING CONTENT GUIDELINES

**General Statement of Content:**

We believe that our medium is an effective outlet for free speech, however, we must balance that with a strong commitment to community standards to ensure that the messages placed on our inventory are not offensive or biased towards any business, group, or individual.


**Prohibited Content:**

- Personal messaging/advertising
- Imagery of people consuming alcoholic products
- Cigarette and vaping imagery or pricing of products
- Specific cigarette or vape product names, photos and/or product features
- Imagery or pricing of specific marijuana products, product names, photos or consumption related products. (CBD products can only be shown in the states they are legally sold)
- Imagery implying nudity (All photos of people must include clothing)
- Shock-factor images or ad copy (ex: "Gone Limp?" ads for erectile dysfunction)
- Anti-medical ads or ads whose imagery or ad copy target a specific group and could be perceived as painting that group in a negative light.
- Images of drugs themselves (ex: pills, needles, people in compromising positions)
- Interstate gambling advertising (Gambling related activities may only be advertised in states that the activity is legal or legally sold)
- Rally's, protests, yard sales, and private events
- Ads for a non-permitted event
- Abortion related ads. Organizations that provide women's services may advertise the (legal) social services that they provide, as long as they adhere to community standards.
- Attack ads against a business or services they provide including personal opinion-based claims in copy or imagery
- PSA ads with political or religious leaning messages
- Personal opinion messages related to candidates or political matters
- Ads objecting to another party, candidate, etc.
- Images of people engaging with firearms (Retailers can advertise firearms and accessories only in markets where they are legally sold)
- Graphic imagery of animals that have been harmed (ex: shot, trapped, injured in any way)
- Sexually-oriented businesses
- Explicit content
- Ad copy that explicitly states or insinuates profanity
- Imagery that is vulgar, sexually graphic or does not meet community standards





**JORDAN VALLEY  
WATER  
CONSERVANCY  
DISTRICT UPDATE**



# Jordan Valley Water Conservancy Update - December 2023

JORDAN VALLEY WATER CONSERVANCY DISTRICT  
 Monthly Summary of Water Deliveries in Acre Feet  
 October 2023

## Municipal and Industrial (M&I) Water Deliveries

Wholesale System	This Month	Previous Year	% Change	YTD	YTD Prev Year	YTD % Change	Fiscal YTD	Fiscal YTD Prev Year	Fiscal YTD % Change
Bluffdale City	227.25	289.82	-22%	3,102.66	3,112.04	0%	1,740.94	1,721.62	1%
Copperton Improvement District	6.46	4.48	44%	10.95	29.23	-63%	10.95	29.23	-63%
Draper City	265.52	343.78	-23%	3,926.51	3,969.04	-1%	2,358.77	2,360.77	0%
Granger-Hunter Improvement District	1,377.02	1,672.13	-18%	16,880.56	17,589.95	-4%	9,455.54	9,773.83	-3%
Herriman City <sup>3</sup>	360.10	400.02	-10%	5,607.36	5,592.15	0%	3,694.02	3,345.76	10%
Hexcel Corporation	90.13	76.52	18%	851.92	698.31	22%	371.97	315.41	18%
Kearns Improvement District	506.85	592.36	-14%	6,467.52	6,657.74	-3%	3,655.35	3,683.95	-1%
Magna Water District	69.74	62.70	11%	674.30	665.13	1%	266.30	267.05	0%
Midvale City	183.87	353.70	-48%	2,737.89	2,775.68	-1%	1,409.80	1,805.89	-22%
Riverton City	425.79	454.03	-6%	4,742.25	4,358.41	9%	2,302.43	2,134.93	8%
South Jordan City <sup>3</sup>	1,040.30	1,345.96	-23%	15,279.34	15,441.78	-1%	9,095.89	9,204.98	-1%
City of South Salt Lake	78.97	87.17	-9%	973.86	755.99	29%	322.23	251.74	28%
Taylorville-Bennion Improvement District	252.21	418.81	-40%	3,740.97	4,100.50	-9%	1,337.27	1,821.84	-27%
Utah Div. of Fac. Const. and Mgmt.	2.64	18.55	-86%	179.77	312.06	-42%	63.52	68.23	-7%
WaterPro, Inc.	15.00	53.79	-72%	1,256.13	1,198.03	5%	829.21	666.53	24%
City of West Jordan <sup>3</sup>	1,354.68	1,734.62	-22%	18,359.23	19,043.76	-4%	10,736.28	10,977.40	-2%
White City Water Improvement District	0.00	0.00		0.00	0.00		0.00	0.00	
Willow Creek Country Club <sup>6</sup>	10.81	25.51	-58%	273.01	301.50	-9%	174.93	204.60	-15%
<b>Wholesale System Subtotal</b>	<b>6,267.34</b>	<b>7,933.93</b>	<b>-21%</b>	<b>85,064.23</b>	<b>86,601.30</b>	<b>-2%</b>	<b>47,825.42</b>	<b>48,633.76</b>	<b>-2%</b>
Retail System <sup>2</sup>	506.75	607.96	-17%	6,798.23	6,539.70	4%	3,883.29	3,757.64	3%
<b>Total Wholesale &amp; Retail</b>	<b>6,774.09</b>	<b>8,541.89</b>	<b>-21%</b>	<b>91,862.46</b>	<b>93,141.00</b>	<b>-1%</b>	<b>51,708.71</b>	<b>52,391.41</b>	<b>-1%</b>

## Other M&I Deliveries

MWDSLS (Treated and Transported) <sup>4</sup>	819.57	952.06	-14%	8,559.43	9,952.47	-14%	5,676.56	6,392.79	-11%
District Use (Non-revenue) <sup>5</sup>	40.64	51.25	-21%	551.17	558.85	-1%	310.25	314.35	-1%
<b>Other M&amp;I Subtotal</b>	<b>860.21</b>	<b>1,003.31</b>	<b>-14%</b>	<b>9,110.61</b>	<b>10,511.32</b>	<b>-13%</b>	<b>5,986.81</b>	<b>6,707.13</b>	<b>-11%</b>
<b>Total M&amp;I Deliveries</b>	<b>7,634.31</b>	<b>9,545.20</b>	<b>-20%</b>	<b>100,973.07</b>	<b>103,652.32</b>	<b>-3%</b>	<b>57,695.52</b>	<b>59,098.54</b>	<b>-2%</b>

## Irrigation and Raw Water Deliveries

Welby Jacob Water Users	1,724.61	0.00		24,489.03	23,302.97	5%	16,199.24	14,091.90	15%
<b>Total Irrigation and Raw Water</b>	<b>1,724.61</b>	<b>0.00</b>		<b>24,489.03</b>	<b>23,302.97</b>	<b>5%</b>	<b>16,199.24</b>	<b>14,091.90</b>	<b>15%</b>
<b>Total Deliveries</b>	<b>9,358.92</b>	<b>9,545.20</b>	<b>-2%</b>	<b>125,462.10</b>	<b>126,955.29</b>	<b>-1%</b>	<b>73,894.76</b>	<b>73,190.44</b>	<b>1%</b>

<sup>1</sup> The City of South Salt Lake contract is based on a fiscal year. All other contracts are based on a calendar year.

<sup>2</sup> Retail deliveries are finalized after billing. Preliminary estimates using AMI data are made for the month previous to today.

<sup>3</sup> Contract amount is minimum purchase plus remediated water.

<sup>4</sup> Water treated and transported for MWDSLS by JWCD is delivered to Salt Lake City at 2100 South.


<sup>5</sup> District Use (Non-revenue) includes water consumed in breaks, reservoir washing, fires, irrigation and facility potable water.

<sup>6</sup> Willow Creek Country Club average annual usage is estimated at 350 acre-feet.





**CENTRAL VALLEY  
WATER  
RECLAMATION  
FACILITY UPDATE**



# Central Valley Water Reclamation Update

## Central Valley Water Reclamation Facility Monthly Cost Summary October 31, 2023

Description	Monthly Costs	O & M Monthly			
		Member Entity	Capital %	Average %	Pretreatment %
Facility Operation	1,609,904	Cottonwood	15.4831%	15.0711%	3.69%
Pretreatment Field	61,572	Mt Olympus	24.9217%	25.4352%	23.82%
Entity Lab Work	7,820	Granger-Hunter	24.5831%	26.2115%	45.80%
Net Lab Costs	78,412	Kearns	11.5066%	11.0990%	13.05%
Bond Trust Payment	1,715,831	Murray	7.5104%	7.2180%	10.20%
Bond/Cash Capital 2021C	5,199,553	South Salt Lake	4.8064%	4.7136%	3.44%
Pay-as-you-go CIP	533,900	Taylorville-Ben	11.1887%	10.2516%	0.00%
	<b>9,206,992</b>		100.0000%	100.0000%	100.0000%

Calculation	Description	Mount					South Salt	Taylorville-	Total
		Cottonwood	Olympus	Granger-Hunter	Kearns	Murray	Lake	Bennion	
Monthly flows % (Table 3)	Facility Operation	242,630.24	409,482.30	421,979.99	178,683.24	116,202.87	75,884.43	165,040.92	1,609,903.99
Directly reimbursable costs	Pretreatment Field	2,272.01	14,666.45	28,199.98	8,035.15	6,280.34	2,118.08	-	61,572.01
Directly reimbursable costs	Entity Lab Work	150.00	1,621.00	4,108.00	105.00	540.00	300.00	996.00	7,820.00
Monthly flows % (Table 3)	Net Lab Costs	11,817.55	19,944.25	20,552.96	8,702.95	5,659.78	3,696.03	8,038.48	78,412.00
	Total O & M	256,869.80	445,714.00	474,840.93	195,526.34	128,682.99	81,998.54	174,075.40	1,757,708.00
	2021C Bond Entity Draws (Do not pay)	805,051.99	1,295,817.00	1,278,211.31	598,291.77	390,507.23	-	581,762.39	4,949,641.69
	Cash Entity Capital	-	-	-	-	-	249,911.32	-	249,911.32
	Monthly CIP (pay-as-you-go)	82,664.27	133,056.96	131,249.17	61,433.74	40,098.03	25,661.37	59,736.45	533,899.99
	2017 A & B Bond Trust Payments	54,765.02	-	86,952.39	41,074.00	26,564.95	17,000.64	-	226,357.00
	2019A Bond Trust Payments	59,761.87	-	94,886.36	44,413.19	28,988.58	-	-	228,050.00
	2020A Loan DS Payments	51,387.33	82,713.09	81,589.29	38,189.56	24,926.40	-	37,134.32	315,939.99
	2021A Bank of Utah	19,486.87	31,366.20	30,940.04	14,482.09	9,452.51	6,049.29	14,081.99	125,858.99
	2021B Bond Trust Payments	21,104.70	33,970.27	33,508.73	15,684.42	10,237.28	6,551.51	15,251.09	136,308.00
	2021C Bond Trust Payments	111,140.83	178,892.39	176,461.83	82,596.63	53,910.98	-	80,314.36	683,317.02
	<b>Total Entity Bill for Month</b>	<b>657,180.69</b>	<b>905,712.91</b>	<b>1,110,428.74</b>	<b>493,399.97</b>	<b>322,861.72</b>	<b>387,172.67</b>	<b>380,593.61</b>	<b>4,257,350.31</b>

Member Entity	2017A Bond %	2017B Bond %	2019A Bond %	2020A Loan %	2021A Bond %	2021B Bond %	2020C Bond %
Cottonwood	29.5575%	0.00%	26.2056%	16.2649%	15.4831%	15.4831%	16.2649%
Mt Olympus	0.00%	0.00%	0.0000%	26.1800%	24.9217%	24.9217%	26.1800%
Granger-Hunter	46.9295%	0.00%	41.6077%	25.8243%	24.5831%	24.5831%	25.8243%
Kearns	0.00%	100.00%	19.4752%	12.0876%	11.5066%	11.5066%	12.0876%
Murray	14.3375%	0.00%	12.7115%	7.8896%	7.5104%	7.5104%	7.8896%
South Salt Lake	9.1755%	0.00%	0.0000%	0.0000%	4.8064%	4.8064%	0.0000%
Taylorville-Ben	0.00%	0.00%	0.0000%	11.7536%	11.1887%	11.1887%	11.7536%
	100.0000%	100.00%	100.0000%	100.0000%	100.0000%	100.0000%	100.0000%







# OUR OPERATIONS

- Principal Forgiveness Agreement Approval
  - Escrow Agreement Approval
  - Restricted Funds Approval
  - November 2023 Financial Report
  - November 2023 Paid Invoice Report
  - Administrative Services Update
  - **Water Maintenance Update**
  - Wastewater Maintenance Update
  - Water Supply Update
  - Capital Projects Update
  - Engineering Department Update
- 



Contract #  
SRF Loan # 3F2017E  
Amount: \$2,500,000.00  
Recipient: Granger-Hunter Improvement  
District  
Tax ID # 87-6112008

RECIPIENT CONSTRUCTION PRINCIPAL FORGIVENESS AGREEMENT

DRINKING WATER STATE REVOLVING FUND

STATE OF UTAH

Department of Environmental Quality  
Drinking Water Board

This Recipient Construction Principal Forgiveness Agreement (the "Agreement") is entered into by and between the State of Utah, Department of Environmental Quality, Drinking Water Board (hereinafter the "BOARD") and

Granger-Hunter Improvement District

an applicant for construction funding under the Drinking Water Board provisions contained in R309-705 of the Utah Administrative Code as authorized by Utah Code Title 73, Chapter 10c, (hereinafter the "RECIPIENT"). Pursuant to the provisions of the Statute, and the powers and functions of the Drinking Water Board, the BOARD hereby finds and determines, based upon the formal application of the RECIPIENT, the evidence provided by the RECIPIENT to the BOARD and its staff, and information developed by the BOARD in its own investigations and at the hearings on the application of the RECIPIENT, the following, that:

1. The RECIPIENT is a political subdivision of the State of Utah or a Utah Corporation.
2. The BOARD has determined that construction principal forgiveness is necessary to complete the proposed Project as described hereafter as Exhibit-1.
3. The RECIPIENT has been authorized by the BOARD pursuant to Section R309-705 of the Utah Administrative Code and as authorized by Utah Code Title 73-10c-4 to receive funding for the project.

Based upon these findings, the BOARD is authorized and empowered to, and does hereby, enter into the following Agreement with the RECIPIENT.



## GENERAL PROVISIONS

1. The BOARD shall provide the RECIPIENT the amount of \$ 2,500,000.00 (PRINCIPAL FORGIVENESS AMOUNT) for the completion of the Project as described in Exhibit-1, Work Description and Cost Breakdown.
2. The RECIPIENT shall complete the Project described in Exhibit-1, Work Description and Cost Breakdown. If work on the Project is not completed by \_\_\_\_\_ this Agreement may be canceled by written notice from the BOARD to the RECIPIENT. No work completed after receipt of the notice shall be reimbursable.
3. The RECIPIENT shall notify the BOARD in writing of any proposed modifications to the Project which alters Exhibit-1, Work Description and Cost Breakdown. If such notification is not received, the cost of the proposed modification will be disallowed.
4. The PRINCIPAL FORGIVENESS AMOUNT shall be deposited with other funds, including other principal forgiveness or loan monies, necessary to complete the Project into a supervised escrow account at the time this Agreement is executed and shall be disbursed only after all other funds have been disbursed on a pro-rata basis with other monies. All disbursements from the escrow account must be reviewed and approved in advance by the RECIPIENT and the BOARD. Any unused funds remaining in the escrow account upon completion of the Project, limited to the PRINCIPAL FORGIVENESS AMOUNT or a pro-rata share, must be returned to the BOARD. Surplus funds returned to the BOARD shall be applied as a reduction of the PRINCIPAL FORGIVENESS AMOUNT.
5. The RECIPIENT shall comply with all laws which normally govern its affairs in regard to contracts, fiscal procedures and procurement procedures.
6. The RECIPIENT shall indemnify and hold harmless the State of Utah, the Department of Environmental Quality, the Division of Drinking Water, the BOARD and their officers, agents and employees from and against any and all loss, damage, injury, liability, and claims, including claims for personal injury or death, damages to personal property and liens of workmen and materialmen, howsoever caused, resulting directly or indirectly from the performance of this Agreement by the RECIPIENT, or the operations of the Project and the culinary water system for which this Project is a part including attorneys fees and costs in the investigation or defense of any claim, whether or not the claim has merit.
7. The RECIPIENT shall be an independent contractor, and, as such, shall have no authorization, express or implied, to bind the State of Utah, the Department of Environmental Quality, the Division of Drinking Water, or the Drinking Water Board to any agreement, settlement, liability, or understanding whatsoever, nor to perform any acts as agent for the State of Utah, except as herein expressly set forth.

8. RECIPIENT expenditures under this Agreement determined by audit to be ineligible for reimbursement because they were not authorized by the terms and conditions of this Agreement, or that are inadequately documented, and for which payment has been made to the RECIPIENT will be immediately refunded to the BOARD by the RECIPIENT upon written demand of the BOARD. The RECIPIENT further agrees that the BOARD shall have the right to withhold any or all subsequent payments under this or other contracts to RECIPIENT until recoupment of overpayment is made.
9. This Agreement may be altered, modified, or supplemented only by written amendment, executed by the parties hereto, and attached to the original signed copy of this Agreement. No claim for services furnished by the RECIPIENT, not specifically authorized by this Agreement will be allowed by the BOARD.
10. If it is determined that in any manner the construction agreement was improperly made or entered into, or if the monies are or were used improperly or contrary to the terms of this agreement, the RECIPIENT shall pay to the BOARD the amount of all monies and benefits received by the RECIPIENT by the BOARD.
11. The RECIPIENT agrees, in accepting the proceeds, to comply with all applicable state and federal regulations related to the Utah State Revolving Fund administered by the Drinking Water Board. These requirements include, but are not limited to, Title XIV of the Safe Drinking Water Act of 1996, OMB Circular A-133, the Utah Federal State Revolving Fund Program (R309-705 of the Utah Administrative Code), the Utah Money Management Act, the Utah Procurement Code and the State of Utah Legal Compliance Audit Guide.

EXECUTION

NOW, THEREFORE, by virtue of the authority contained in Utah Code Title 73, Chapter 10, as amended, the parties hereto mutually agree to perform this Agreement.

IN WITNESS WHEREOF, the parties hereto have executed this Agreement on this \_\_\_\_\_ day of \_\_\_\_\_, 20\_\_\_\_. This Agreement will take effect upon approval as evidenced by the appropriate signatures.

**RECIPIENT**

**STATE**

Granger-Hunter Improvement District  
2888 South 3600 West  
West Valley City, UT 84119

APPROVED - DRINKING WATER BOARD

By: \_\_\_\_\_  
Date: \_\_\_\_\_  
Debra Armstrong  
Chair

By: \_\_\_\_\_  
Date: \_\_\_\_\_  
Michael J. Grange, P.E.  
Assistant Executive Secretary

APPROVED - DIVISION OF FINANCE

By: \_\_\_\_\_  
Date: \_\_\_\_\_  
Austin Ballard  
Controller/Clerk

By: \_\_\_\_\_  
Date: \_\_\_\_\_  
Sheri Witucki

JURAT

STATE OF UTAH )  
 )  
 :ss  
COUNTY OF: )

On this \_\_\_\_\_ day of \_\_\_\_\_, 20\_\_\_, personally appeared before me Debra Armstrong and Austin Ballard, who being by me duly sworn did say they are the duly authorized Chair and Controller/Clerk, respectfully, of Granger-Hunter Improvement District, a political subdivision of the State of Utah or a Utah Corporation, and that the foregoing instrument was signed in behalf of said political subdivision or corporation by authority of a motion of its governing body passed on the \_\_\_\_\_ day of \_\_\_\_\_, 20\_\_\_, and said persons acknowledged to me that said political subdivision or corporation executed the same.

\_\_\_\_\_  
Notary Public, residing at:  
\_\_\_\_\_  
Date: \_\_\_\_\_

My Commission Expires:  
\_\_\_\_\_

Exhibit No. 1

WORK DESCRIPTION & COST BREAKDOWN

Granger-Hunter Improvement District

**RECIPIENT CONSTRUCTION PRINCIPAL FORGIVENESS AGREEMENT**

PROJECT DESCRIPTION


Granger-Hunter Improvement District has requested and been approved for construction principal forgiveness from the Drinking Water Board. This principal forgiveness is for the construction of the Anderson Treatment Plant for Granger-Hunter Improvement District. To partially fund this work, the Board authorized construction principal forgiveness of \$2,500,000.00 to the Granger-Hunter Improvement District.

SCOPE OF WORK

(Please attach a copy of the scope of work)



# ESCROW AGREEMENT APPROVAL



ESCROW AGREEMENT  
ACCOUNT NO. \_\_\_\_\_

I. SUMMARY

A. Parties to the Agreement:

1. Grantee/Borrower: Granger-Hunter Improvement District, Utah (the "Entity")  
Address: 2888 South 3600 West  
West Valley City, Utah 84119  
  
Contact: Debra Armstrong Tel. No. (801) 968-3551  
Austin Ballard Tel. No. (801) 968-3551
2. Grantor/Lender: State of Utah Department of Environmental Quality,  
Drinking Water Board (the "State")  
Address: 195 North 1950 West  
Salt Lake City, Utah 841116  
  
Contact: Michael Grange Tel. No. (801) 536-0069  
Tim Davis Tel. No. (801) 536-4200
3. Construction Escrow Agent: Utah State Treasurer (the "Treasurer")  
350 North State Street, Suite 180  
Salt Lake City, Utah 84114  
  
Contact: Jason Nielsen, Financial Manager  
Silva Lane, Public Treasurer's Investment Fund  
Telephone: (801) 538-1042  
Telefax: (801) 538-1465  
Toll free: (800) 395-7665

B. Grant/Loan Amount(s):

1. Principal amount \$2,500,000 from principal and interest forgiven for Water and Sewer Revenue Bonds (the "Proceeds")
2. Additional amount(s), if any: Issuer Contribution \$0

C. Project Description:

Sewer system improvements, construction of a new water treatment plant, and all related improvements (collectively, the "Project").

This Summary is an integral part of the Escrow Agreement.



## II. AGREEMENT

The undersigned hereby deliver to the Treasurer, the Proceeds and additional amount(s), if any, to be held and disposed of by the Treasurer in accordance with the duties, instructions, and upon the terms and conditions hereinafter set forth in this Escrow Agreement to which the undersigned hereby agree:

1. For purposes of this Escrow Agreement and this Escrow Agreement only:
  - (a) The Treasurer shall not incur any liability in acting upon any written authorization and request delivered hereunder and believed by the Treasurer to be genuine and to be signed by the proper parties.
  - (b) The Treasurer may consult with legal counsel in the event of any dispute or question as to the construction of the Treasurer's duties hereunder and shall not be held to any liability for acting in accordance with advice so received.
  - (c) The Treasurer shall have a first lien on the moneys held by it hereunder for its compensation and for any costs, liability or expense or counsel fees it may incur.
2. In the event of any disagreement between the undersigned or any of them, and/or any other person, resulting in adverse claims and demands being made in connection with or for any moneys involved herein or affected hereby, the Treasurer shall be entitled at its option to refuse to comply with any such claim or demand, so long as such disagreement shall continue, and in so refusing the Treasurer may refrain from making any delivery or other disposition of any moneys involved herein or affected hereby and in so doing the Treasurer shall not be or become liable to the undersigned or any of them or to any person or party for its failure or refusal to comply with such conflicting or adverse demands, and the Treasurer shall be entitled to continue so to refrain and refuse so to act until:
  - (a) The rights of the adverse claimants have been finally adjudicated in a court assuming and having jurisdiction of the parties and the moneys involved herein or affected hereby; and/or
  - (b) All differences shall have been adjusted by agreement and the Treasurer shall have been notified thereof in writing signed by all of the persons interested.
3. The fees for the usual services of the Treasurer under the terms of this Escrow Agreement are set forth in the schedule attached hereto as Exhibit A. It is agreed that additional compensation shall be paid to the Treasurer for any additional or extraordinary service it may be requested to render hereunder, and the Treasurer shall be reimbursed for any out-of-pocket expenses (including, without limitation, fees of counsel) reasonably incurred in connection with additional or extraordinary services.

4. The Entity and the State hereby agree that the deposit of the Proceeds shall constitute compliance with applicable deposit and investment provisions of the Instrument.
5. The duties of the Treasurer under the terms of this Escrow Agreement are as follows:
  - (a) The Treasurer shall receive into a separate fund (the “Escrow Account”) Proceeds and any additional amounts to be used in connection with the Project.
  - (b) The Treasurer shall reimburse Entity in amounts authorized in writing by the Entity and the State.
  - (c) Each authorization must be signed by one official from both the Entity and the State and shall be in substantially the form attached as Exhibit B. On behalf of the Entity, the written authorization and request shall be signed by any one of the officials of the Entity identified in Section I.A.1. above. On behalf of the State, the written authorization and request shall be signed by any one of the officials of the State identified in Section I.A.2. above. The Treasurer assumes no responsibility for the expenditure of moneys paid out of the Escrow Account pursuant to a written authorization and request properly signed and delivered to the Treasurer as provided herein.
  - (d) If a written authorization and Exhibit B-3 request for reimbursement indicates that an amount (the “Retained Amount”) payable to a provider is to be held for retainage pending completion of the Project or the lapse of time, the Treasurer shall segregate such amount and shall invest the Retained Amount in an interest-bearing account (the “Separate Account”), the interest on which shall accrue for the benefit of the provider. The Retained Amount and all accrued interest thereon shall be disbursed by the Treasurer in the same manner as provided in paragraph 5(b) hereof. All fees charged or incurred by the Treasurer relating to the establishment, investment and disbursement of the Separate Account shall be borne solely by the provider and may be withheld by the Treasurer from the Separate Account prior to the disbursement thereof; provided, however, that if such fees are borne by the Separate Account, and if the interest earned on the Separate Account is less than the amount of such fees, then the fees withheld from such Separate Account shall not exceed the interest earned and the balance of such fees shall be paid by the Entity.
  - (e) The funds deposited by the parties hereto in the Escrow Fund and in any Separate Account shall be invested by the Treasurer in the Utah Public Treasurers’ Investment Fund established by Section 51-7-5 of the Utah Code. All interest earned on moneys held in the Escrow Account shall be retained therein and disbursed as provided herein.
  - (f) The Treasurer shall report at least monthly concerning the receipts, disbursements, and status of the Escrow Account. The reports shall be

mailed to the Entity and to the State at their respective addresses as shown in Section I.A. above. Notification of changes of address, if any, shall be in writing and mailed to the parties at their respective addresses as shown in Section I.A. above.

- (g) This Escrow Agreement will be terminated after payment of the fees and out-of-pocket expenses of the Treasurer, and upon liquidation of the Escrow Account as provided herein. This Escrow Account will be closed, upon the earlier to occur of:
    - (i) receipt by the Treasurer of a written authorization and request, signed as provided in paragraph 5(c) hereof, stating that the acquisition, construction, improvement and extension of the Project is complete, that all obligations and costs in connection with the Project which are payable out of the Escrow Account have been paid and discharged, and that the Treasurer is authorized and directed to transfer all moneys in the Escrow Fund to the Entity or such other disposition as may be agreed by the State and the Entity; or
    - (ii) receipt by the Treasurer of a written certificate of the State, signed by the appropriate representatives thereof as identified in paragraph 5(c) hereof, stating that at least twenty-four (24) months have expired from the date of this Agreement and that all remaining moneys in the Escrow Account are to be transferred to the State as a prepayment on the Bond purchased by the State or such other disposition as may be specified by the State.
6. This Agreement may be modified or amended only by a written Amendment attached to this Agreement and signed by the parties to this Agreement.

DATED this \_\_\_\_\_, 2023.

Entity: GRANGER-HUNTER  
IMPROVEMENT DISTRICT, UTAH

By: \_\_\_\_\_  
Chair

ATTEST AND COUNTERSIGN:

By: \_\_\_\_\_  
Clerk

State: Drinking Water Board  
UTAH DRINKING WATER BOARD

By: \_\_\_\_\_  
Title: Assistant Executive Secretary

ACCEPTED:

UTAH STATE TREASURER

By: \_\_\_\_\_

Title: \_\_\_\_\_

EXHIBIT A

FEES DUE TO STATE TREASURER  
AS ESCROW AGENT

Maximum annual fee is 10 basis points (one-tenth of one percent (.001)) applied to the average daily balance in each account. The fee is assessed monthly based on the actual number of days in the months divided by 360 days.

Minimum annual fee is zero.

The Treasurer intends to deduct the administrative fee from gross earnings of each account before crediting earnings to the account(s). The amount of such fees is not reflected on monthly statements to the Entity, and is payable only from gross earnings on the account(s).

Entity shall not be liable to the Treasurer for any other costs or expenses for usual services. Usual services include:

1. Acceptance of funds delivered for deposit.
2. Deposit of funds and issuance of Treasurer's Receipt.
3. Investment of all funds delivered to Treasurer.
4. Credit net interest earnings to designated account(s) on a monthly basis.
5. Reimburse Entity for project costs pursuant to receipt of a written authorization and request properly signed and delivered to the Treasurer.
6. Prepare and deliver to Entity and State a monthly accounting showing all deposits, withdrawals, interest credits, and rate, ending balance and average balance for each account.

Entity will be liable to the Treasurer for out-of-pocket expenses resulting from any additional or extraordinary service Treasurer is requested to render and reasonably incurs in connection with additional or extraordinary services.

EXHIBIT B-1

WRITTEN AUTHORIZATION AND REQUEST FOR REIMBURSEMENT  
FROM ESCROW FUND

TO: The Utah State Treasurer, as Escrow Agent (the “Treasurer”)

DATE: \_\_\_\_\_

WRITTEN REQUEST NO.: \_\_\_\_\_

I, the undersigned authorized officer of Granger-Hunter Improvement District, Utah (the “Entity”), do hereby certify and request to the Treasurer as follows:

1. Pursuant to the provisions of the Escrow Agreement by and between the Entity, the State and the Treasurer dated \_\_\_\_\_ 2023 (the “Escrow Agreement”), the undersigned hereby authorizes and requests a reimbursement from the Escrow Account to pay the amounts shown on the attached Payment Schedule.
2. Each payment proposed to be made as set forth on the Payment Schedule has been incurred and is a proper charge against the Escrow Account.
3. To the extent that the payment of any item set forth on the Payment Schedule is for other than work, materials, equipment or supplies, in connection with this authorization and request, the undersigned certifies that each payment proposed to be made on the Payment Schedule is a proper charge against the Escrow Account, is a reasonable amount and has not been heretofore included in a prior Written Authorization and Request for Reimbursement from the Escrow Account.
4. This Written Authorization and Request, including the Payment Schedule attached hereto, shall be conclusive evidence of the facts and statements set forth herein.
5. A copy of this Written Authorization and Request is being kept on file in the official records of the Entity.

The terms used herein which are defined in the Escrow Agreement shall have the respective meanings therein assigned to them.

GRANGER-HUNTER IMPROVEMENT  
DISTRICT, UTAH

By: \_\_\_\_\_

Title: \_\_\_\_\_



EXHIBIT B-2

I, the undersigned authorized officer of the State, do hereby certify and request to the Treasurer as follows:

1. I have reviewed the foregoing statements of the authorized officer of the Entity attached hereto, and on behalf of the State approve the request for reimbursement from the Escrow Account made therein; provided that the State has not independently verified the statements of such authorized officer of the Entity attached hereto and makes no representations or certifications with respect thereto.
2. A copy of this Written Authorization and Request is being kept on file in the official records of the State.

The terms used herein shall have the same meanings assigned to them in the attached statements of the authorized officer of the Entity.

Dated the date appearing at the top of the attached statements of the authorized officer of the Entity.

State: STATE OF UTAH DEPARTMENT OF  
ENVIRONMENTAL QUALITY,  
DRINKING WATER BOARD


By: \_\_\_\_\_

Title: \_\_\_\_\_





# RESTRICTED FUNDS APPROVAL





GRANGER-HUNTER  
IMPROVEMENT DISTRICT

2888 South 3600 West • P.O. Box 701110 • West Valley City, Utah 84170-1110 • Phone (801) 968-3551 • Fax (801) 968-5467 • www.ghid.org

**Date:** December 7, 2023  
**To:** Trustees of Granger-Hunter Improvement District  
**From:** Austin Ballard, Controller  
**Subject:** Approval to Establish Multiple Restricted Funds

---

### **Background**

Historically, the District has utilized unspent budget funds (net revenues) in any given budget year to fund pay-go capital expenditures in the next year's budget. The purpose of this memo is to better outline how the District will allocate net revenues to fund future expenditures that may or may not be budgeted for. At the end of each year after the audit is complete, the goal would be to identify the prior year's net revenue and move those dollars into various restricted funds account that will be set aside for specific purposes.

The remainder of this memo will outline the District's current restricted funds and recommend new restricted funds to fulfill the purposes mentioned above.

### **Current Restricted Funds**

**Insurance Reserve:** This reserve has been set aside to pay for deductibles for liability, property, auto, and earthquake insurance. It can also be used for any other self-insurance payments/claims that are not covered by the insurance company. As of the date of this memo the District has \$1.3 million reserved for these purposes.

**Impact Fees Reserve:** These reserve funds are governed by Utah Code 11-36a (Impact Fees Act). As developers continue to develop and improve portions of West Valley City, the District's infrastructure needs to be improved and expanded to support this development. Each developer pays a fee, determined by a third-party consultant, to cover the new infrastructure required to support providing water and wastewater services. The District collects these fees and puts it into a restricted fund to pay for the future capital infrastructure projects that have been previously identified by a third-party consultant to support new development and impacts to the Districts water and wastewater system. As of the date of this memo the District has \$2.0 million reserved for this purpose.

**Other Post-Employment Benefits Reserve:** As part of employment benefits to those employees who retire with the District, those employees have the option to purchase up to 5 years of service years with Utah Retirement Services and have 100% of their sick leave balance paid out at retirement or they can convert their sick leave into post-retired

medical insurance. This fund was set up to pay for the insurance premiums for those who elect to convert their sick leave into post-retired medical benefits and the additional 5 years of service credit with Utah Retirement Services. As of the date of this memo the District has \$1.5 million set aside for these purposes.

**Repair and Replacement Reserve:** Prior Board of Trustees have elected to have a reserve of \$5.0 million for catastrophic infrastructure loss caused by emergencies and or natural disasters. As of the date of this memo, this reserve is slightly underfunded and has a balance of \$4.9 million.

### **Suggested Additional Restricted Funds**

**Employee Payroll and Benefits Reserve:** During years in which the District does not spend all its payroll and benefit budget, it is recommended that the District takes any savings and put those savings into a restricted fund that can be used in future budget years to offset increases in healthcare premiums, labor market adjustments, employee retention and any other payroll and benefit categories. The goal of this fund would be to help mitigate the increases that the District's patrons would need to pay to keep payroll and benefits competitive in the labor market.

**Real Property Reserve:** This reserve would be established to collect any real property sales during a given year and be used in future years to acquire new pieces of property.

**Vehicles and Equipment Reserve:** Similar to the real property reserve, this reserve would be established to collect any vehicle and equipment sales each year and be used in future years to acquire new pieces of equipment. The hope would be to have a revolving fund that mitigates the District's patron's responsibility to fund new equipment for the District.

**Capital Expenditure Reserve:** The goal of this reserve would be to identify the unspent capital expenditures from the previous year's budget and make sure that it stays earmarked to fund future capital expenditures.

**Staff's recommendation is to approve the establishment of these four new restricted funds for the purposes identified above.**



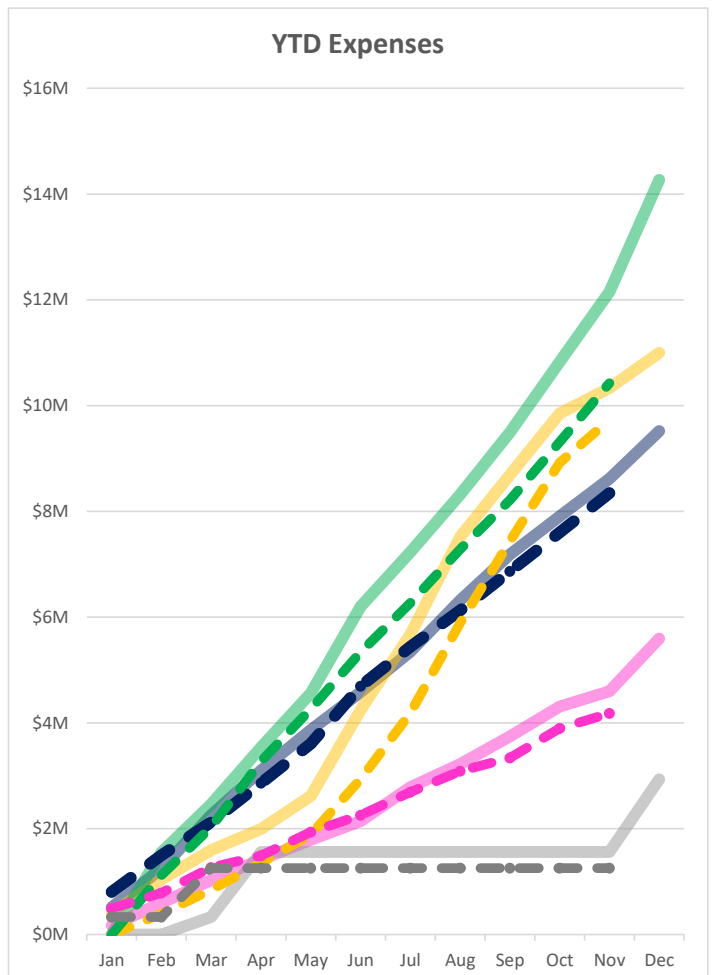
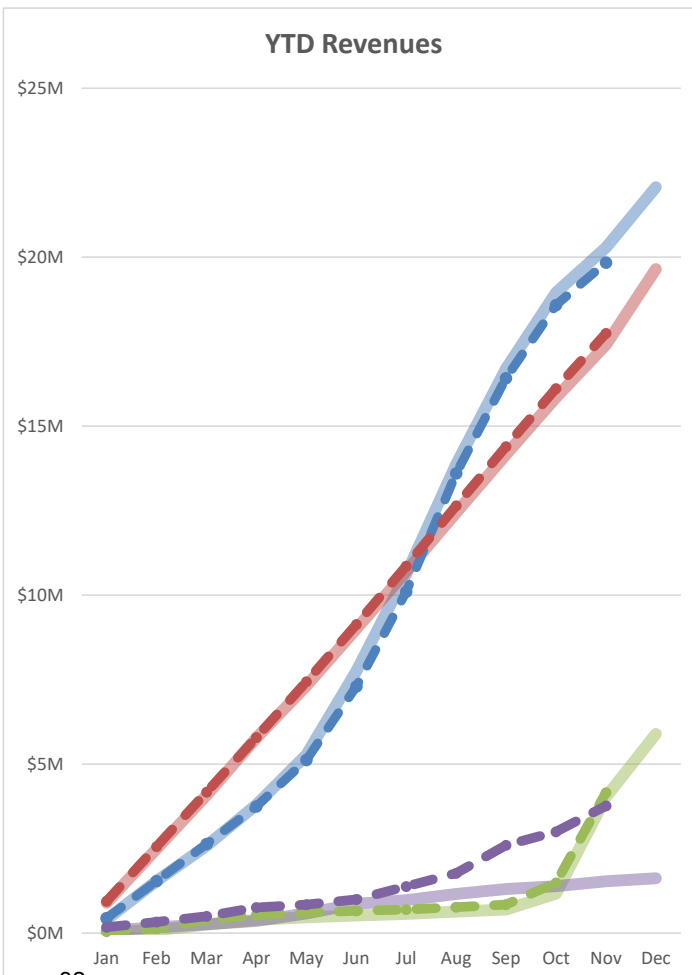
# NOVEMBER 2023 FINANCIAL REPORT





UNAUDITED STATEMENT

	Key	Nov 2023	YTD 2023	Budget 2023	% of Budget
<b>REVENUES</b>					
Water Sales		\$ 1,264,720	\$ 19,845,676	\$ 22,073,000	89.9%
Sewer Service Charges		1,631,252	17,747,012	19,649,000	90.3%
Property Taxes		2,672,255	4,158,061	5,894,660	70.5%
Other		769,493	3,765,267	1,623,000	232.0%
<b>Total Revenue</b>		<u>6,337,720</u>	<u>45,516,016</u>	<u>49,239,660</u>	<u>92.4%</u>
<b>EXPENSES</b>					
Payroll and Benefits		743,363	8,345,690	9,518,441	87.7%
Water Purchases		808,446	9,728,309	10,997,903	88.5%
Central Valley		1,110,429	10,423,524	14,267,836	73.1%
O&M & Admin		283,165	4,071,939	5,595,810	72.8%
Debt Service		-	1,364,282	2,934,538	46.5%
<b>Total Expenses</b>		<u>2,945,403</u>	<u>33,933,744</u>	<u>43,314,528</u>	<u>78.3%</u>
<b>CAPITAL</b>					
Infrastructure		2,119,854	25,958,346	43,872,000	59.2%
Vehicles & Equipment		110,155	450,589	1,498,150	30.1%
<b>Total Capital</b>		<u>2,230,009</u>	<u>26,408,935</u>	<u>45,370,150</u>	<u>58.2%</u>
<b>NET REVENUES</b>		<u>\$ 1,162,308</u>	<u>\$ (14,826,663)</u>	<u>\$ (39,445,018)</u>	<u>37.6%</u>
Add back Infrastructure		2,119,854	25,958,346	43,872,000	59.2%
<b>ADJ NET REVENUES</b>		<u>\$ 3,282,162</u>	<u>\$ 11,131,683</u>	<u>\$ 4,426,982</u>	<u>251.5%</u>





REVENUES - UNAUDITED

	Nov 2022	YTD 2022	Amended Budget 2022	% of Budget	Nov 2023	YTD 2023	Budget 2023	% of Budget
<b>REVENUES</b>								
<b>Operating Revenues:</b>								
Water Sales	\$ 1,319,535	\$ 17,404,426	\$ 21,276,000	81.8%	\$ 1,264,720	\$ 19,845,676	\$ 22,073,000	89.9%
Sewer Service Charges	1,088,419	11,437,850	13,779,000	83.0%	1,101,839	11,951,176	13,439,000	88.9%
Central Valley Assessmt	227,901	2,495,703	2,700,000	92.4%	529,413	5,795,836	6,210,000	93.3%
Engineering Fees	5,675	100,170	7,000	1431.0%	3,203	48,903	125,000	39.1%
Connection fees	2,088	155,096	40,000	387.7%	54,884	79,184	82,000	96.6%
Inspection	6,290	119,396	55,000	217.1%	20,138	90,581	85,000	106.6%
Delinquent/Turn-on Fees	12,860	55,590	35,000	158.8%	8,150	67,067	60,000	111.8%
Waterwise Customer Revenue	-	-	-	0.0%	-	985	-	0.0%
Grant/Loan Forgive Revenue	-	-	-	0.0%	-	382,465	-	0.0%
Conservation Grant	-	48,626	51,000	95.3%	-	65,393	51,000	128.2%
Total Operating Revenue	<u>2,662,768</u>	<u>31,816,857</u>	<u>37,943,000</u>	<u>83.9%</u>	<u>2,982,347</u>	<u>38,327,266</u>	<u>42,125,000</u>	<u>91.0%</u>
<b>Property Tax Revenue:</b>								
Property Tax	480,291	1,183,271	4,974,000	23.8%	2,358,158	3,089,022	5,023,740	61.5%
Motor Vehicle	-	190,820	260,000	73.4%	(3,417)	232,376	225,000	103.3%
Personal Property	-	321,780	392,000	82.1%	(17,081)	384,189	395,920	97.0%
Delinquent Tax/Interest	-	58,623	80,000	73.3%	6,562	124,441	80,000	155.6%
Tax Increment for RDA	-	-	170,000	0.0%	328,033	328,033	170,000	193.0%
Total Property Tax Revenue	<u>480,291</u>	<u>1,754,494</u>	<u>5,876,000</u>	<u>29.9%</u>	<u>2,672,255</u>	<u>4,158,061</u>	<u>5,894,660</u>	<u>70.5%</u>
<b>Non-operating Revenue:</b>								
Impact Fees - Water	37,725	1,079,523	500,000	215.9%	301,808	975,387	500,000	195.1%
Impact Fees - Sewer	26,043	657,124	275,000	239.0%	208,347	456,736	275,000	166.1%
Interest	4,746	284,594	125,000	227.7%	162,441	1,453,065	200,000	726.5%
Sale of Surplus Equipment	-	146,389	40,000	366.0%	100	26,410	120,000	22.0%
Other	8,308	119,354	120,000	99.5%	10,422	119,091	125,000	95.3%
Total Non-operating Revenue	<u>76,822</u>	<u>2,286,984</u>	<u>1,060,000</u>	<u>215.8%</u>	<u>683,118</u>	<u>3,030,689</u>	<u>1,220,000</u>	<u>248.4%</u>
<b>Total Revenues</b>	<u>\$ 3,219,881</u>	<u>\$ 35,858,335</u>	<u>\$ 44,879,000</u>	<u>79.9%</u>	<u>\$ 6,337,720</u>	<u>\$ 45,516,016</u>	<u>\$ 49,239,660</u>	<u>92.4%</u>

Percent of Year Completed: 91.67%





## EXPENSES - UNAUDITED

	Nov 2022	YTD 2022	Amended Budget 2022	% of Budget	Nov 2023	YTD 2023	Budget 2023	% of Budget
<b>EXPENSES</b>								
<b>Payroll Wages:</b>								
Salaries & Wages	\$ 421,283	4,578,340	\$ 5,175,735	88.5%	\$ 431,791	4,884,051	\$ 5,599,352	87.2%
Overtime Wages	12,248	78,694	150,000	52.5%	16,218	128,646	98,000	131.3%
On-call Pay	4,960	60,951	71,280	85.5%	7,740	90,148	70,000	128.8%
Incentive Pay	-	6,714	4,000	167.9%	1,650	2,650	6,000	44.2%
Vehicle Allowance	554	6,409	7,200	89.0%	554	6,389	7,200	88.7%
Clothing Allowance	-	-	40,000	0.0%	-	20,075	21,175	94.8%
Other/OPEB	-	19,800	21,450	92.3%	-	-	14,000	0.0%
<i>Total Payroll Wages</i>	<u>439,045</u>	<u>4,750,908</u>	<u>5,469,665</u>	<u>86.9%</u>	<u>457,953</u>	<u>5,131,959</u>	<u>5,815,727</u>	<u>88.2%</u>
<b>Payroll Benefits:</b>								
State Retirement Plan	73,808	813,361	990,339	82.1%	77,198	861,515	988,579	87.1%
401K Plan	46,892	528,531	627,040	84.3%	52,801	592,245	645,031	91.8%
Health/Dental Insurance	112,691	1,631,755	1,825,000	89.4%	141,591	1,594,162	1,900,296	83.9%
Medicare	6,303	67,725	76,367	88.7%	6,566	73,186	82,508	88.7%
Workers Compensation Ins	-	28,961	40,000	72.4%	-	33,773	30,000	112.6%
Life/LTD/LTC Insurance	3,599	39,770	68,400	58.1%	3,834	41,913	51,300	81.7%
State Unemployment	-	1,699	5,000	34.0%	3,420	16,937	5,000	338.7%
<i>Total Payroll Benefits</i>	<u>243,293</u>	<u>3,111,802</u>	<u>3,632,146</u>	<u>85.7%</u>	<u>285,410</u>	<u>3,213,731</u>	<u>3,702,714</u>	<u>86.8%</u>
<b>Operations &amp; Maintenance:</b>								
Repair & Replacement	86,810	703,706	1,169,300	60.2%	102,822	1,055,952	1,329,175	79.4%
Building & Grounds	5,262	56,964	79,450	71.7%	8,298	115,668	142,550	81.1%
Vehicle Maint & Fuel	10,805	295,624	346,390	85.3%	4,450	106,399	226,600	47.0%
Vehicle Lease	9,096	110,342	118,000	93.5%	5,739	81,878	88,000	93.0%
Tools & Supplies	670	78,396	67,957	115.4%	1,746	78,000	89,400	87.2%
Water Purchases	937,358	9,820,593	10,824,567	90.7%	808,446	9,728,309	10,997,903	88.5%
Treatment Chemicals	-	14,918	33,500	44.5%	-	26,785	40,500	66.1%
Water Lab Testing Fees	46,195	63,691	74,500	85.5%	2,978	46,902	56,500	83.0%
Utilities	44,134	551,530	923,900	59.7%	4,442	607,313	923,900	65.7%
<i>Total O&amp;M</i>	<u>1,140,330</u>	<u>11,695,764</u>	<u>13,637,564</u>	<u>85.8%</u>	<u>938,921</u>	<u>11,847,206</u>	<u>13,894,528</u>	<u>85.3%</u>
<b>CVWRF:</b>								
Facility Operations	350,052	3,981,221	5,546,334	71.8%	421,980	4,475,400	5,882,792	76.1%
Project Betterments	101,972	962,193	1,660,415	57.9%	131,249	681,752	1,742,196	39.1%
Pre-treatment Field	20,551	257,107	363,160	70.8%	28,200	270,322	343,127	78.8%
Laboratory	22,278	210,538	274,019	76.8%	24,661	240,282	290,957	82.6%
CVW Debt Service	504,379	4,583,054	6,522,160	70.3%	504,339	4,755,768	6,008,764	79.1%
<i>Total CVWRF</i>	<u>\$ 999,232</u>	<u>9,994,113</u>	<u>\$ 14,366,088</u>	<u>69.6%</u>	<u>\$ 1,110,429</u>	<u>10,423,524</u>	<u>\$ 14,267,836</u>	<u>73.1%</u>




EXPENSES - UNAUDITED

	Nov 2022	YTD 2022	Budget 2022	% of Budget	Nov 2023	YTD 2023	Budget 2023	% of Budget
<b>General &amp; Administrative:</b>								
Office Supplies/Printing	\$ 414	11,593	\$ 24,210	47.9%	\$ 242	9,967	\$ 24,470	40.7%
Postage & Mailing	17,208	130,949	155,775	84.1%	16,610	135,160	167,500	80.7%
General Administrative	2,504	43,918	76,660	57.3%	7,860	64,898	156,982	41.3%
Computer Supplies	2,760	316,262	473,660	66.8%	76,874	410,950	464,271	88.5%
General Insurance	-	295,346	394,830	74.8%	(8,098)	322,168	480,273	67.1%
Utilities	3,910	72,980	87,288	83.6%	4,501	80,106	87,288	91.8%
Telephone	4,435	90,435	127,200	71.1%	8,173	110,544	134,300	82.3%
Training & Education	11,306	84,992	102,500	82.9%	3,003	77,082	100,700	76.5%
Safety	556	31,850	51,425	61.9%	1,374	49,759	68,025	73.1%
Legal fees	2,605	34,711	53,000	65.5%	6,640	36,704	48,000	76.5%
Auditing Fees	-	12,000	12,000	100.0%	-	12,000	12,000	100.0%
Professional Consulting	891	151,044	156,500	96.5%	(9,803)	78,482	179,296	43.8%
Public Relations/Conservation	1,293	82,813	87,500	94.6%	-	87,376	87,500	99.9%
Banking & Bonding	449	294,514	337,280	87.3%	38,387	361,762	353,580	102.3%
Payments to Other Gov't Agencies	6,654	131,954	171,000	77.2%	6,927	116,084	155,000	74.9%
Admin Contingency	-	-	180,000	0.0%	-	-	180,000	0.0%
<i>Total General Administrative</i>	<u>54,985</u>	<u>1,785,361</u>	<u>2,490,828</u>	<u>71.7%</u>	<u>152,690</u>	<u>1,953,042</u>	<u>2,699,185</u>	<u>72.4%</u>
<b>Total Operating Expenses</b>	<u>2,876,885</u>	<u>31,337,948</u>	<u>39,596,291</u>	<u>79.1%</u>	<u>2,945,403</u>	<u>32,569,462</u>	<u>40,379,990</u>	<u>80.7%</u>
<b>Net Operating Revenues</b>	<u>342,996</u>	<u>4,520,387</u>	<u>5,282,709</u>	<u>85.6%</u>	<u>3,392,317</u>	<u>12,946,554</u>	<u>8,859,670</u>	<u>146.1%</u>
<b>Indirect Operating Expenses:</b>								
Depreciation	-	6,542,417	8,250,000	79.3%	676,622	7,278,550	8,500,000	85.6%
RDA Pass-Through	-	-	170,000	0.0%	328,033	328,033	170,000	193.0%
<i>Total Indirect Operating Exp</i>	<u>-</u>	<u>6,542,417</u>	<u>8,420,000</u>	<u>77.7%</u>	<u>1,004,655</u>	<u>7,606,583</u>	<u>8,670,000</u>	<u>87.7%</u>
<b>Capital</b>								
Infrastructure	225,963	12,876,558	36,358,000	35.4%	2,119,854	25,958,346	43,872,000	59.2%
Vehicles & Equipment	159,105	673,182	681,660	98.8%	110,155	450,589	1,498,150	30.1%
<i>Total Equipment</i>	<u>385,068</u>	<u>13,549,740</u>	<u>37,039,660</u>	<u>36.6%</u>	<u>2,230,009</u>	<u>26,408,935</u>	<u>45,370,150</u>	<u>58.2%</u>
<b>Debt Service:</b>								
Bond Interest and Fees	-	35,710	703,278	5.1%	-	155,282	1,725,538	9.0%
Bond Principal Pmt ('21 Bond)	-	321,000	321,000	100.0%	-	323,000	323,000	100.0%
Bond Principal Pmt ('19 Bond)	-	753,000	753,000	100.0%	-	886,000	886,000	100.0%
<i>Total Debt Service</i>	<u>-</u>	<u>1,109,710</u>	<u>1,777,278</u>	<u>62.4%</u>	<u>-</u>	<u>1,364,282</u>	<u>2,934,538</u>	<u>46.5%</u>
<b>Total Equip &amp; Debt Service</b>	<u>385,068</u>	<u>14,659,450</u>	<u>38,816,938</u>	<u>37.8%</u>	<u>2,230,009</u>	<u>27,773,217</u>	<u>48,304,688</u>	<u>57.5%</u>
<b>Net Revenues</b>	<u>(42,072)</u>	<u>(16,681,480)</u>	<u>(41,954,229)</u>	<u>39.8%</u>	<u>157,653</u>	<u>(22,433,246)</u>	<u>(48,115,018)</u>	<u>46.6%</u>
Add back Depreciation	-	6,542,417	8,250,000	79.3%	676,622	7,278,550	8,500,000	85.6%
Add back Infrastructure	225,963	12,876,558	36,358,000	35.4%	2,119,854	25,958,346	43,872,000	59.2%
<b>Adjusted Net Revenues</b>	<u>\$ 183,891</u>	<u>2,737,495</u>	<u>\$ 2,653,771</u>	<u>103.2%</u>	<u>\$ 2,954,129</u>	<u>10,803,650</u>	<u>\$ 4,256,982</u>	<u>253.8%</u>



**NOVEMBER 2023  
PAID INVOICE  
REPORT**





Granger-Hunter Improvement District, UT

# Paid Check Report By Vendor Name

Payment Dates 11/1/2023 - 11/30/2023

Vendor Name	Payment Date	Payment Number	Description (Item)	Account Number	Account Name	Amount
<b>Vendor: 1064 - ACE RECYCLING &amp; DISPOSAL</b>						
ACE RECYCLING & DISPOSAL	11/15/2023	127441	NOV 2023 RECYCLING	01-130-510220	BUILDINGS & GROUNDS - CU...	231.28
<b>Vendor 1064 - ACE RECYCLING &amp; DISPOSAL Total:</b>						<b>231.28</b>
<b>Vendor: 1106 - AFLAC GROUP INSURANCE</b>						
AFLAC GROUP INSURANCE	11/01/2023	127373	AFLAC GROUP INS AFTER TAX	01-000-220500	HEALTH INSURANCE PAYABLE	28.73
AFLAC GROUP INSURANCE	11/01/2023	127373	AFLAC GROUP INS PRE TAX	01-000-220500	HEALTH INSURANCE PAYABLE	39.91
AFLAC GROUP INSURANCE	11/01/2023	127373	AFLAC GROUP INS AFTER TAX	01-000-220500	HEALTH INSURANCE PAYABLE	28.73
AFLAC GROUP INSURANCE	11/01/2023	127373	AFLAC GROUP INS PRE TAX	01-000-220500	HEALTH INSURANCE PAYABLE	39.91
AFLAC GROUP INSURANCE	11/29/2023	127523	AFLAC GROUP INS AFTER TAX	01-000-220500	HEALTH INSURANCE PAYABLE	28.73
AFLAC GROUP INSURANCE	11/29/2023	127523	AFLAC GROUP INS PRE TAX	01-000-220500	HEALTH INSURANCE PAYABLE	39.91
AFLAC GROUP INSURANCE	11/29/2023	127523	AFLAC GROUP INS AFTER TAX	01-000-220500	HEALTH INSURANCE PAYABLE	28.73
AFLAC GROUP INSURANCE	11/29/2023	127523	AFLAC GROUP INS PRE TAX	01-000-220500	HEALTH INSURANCE PAYABLE	39.91
<b>Vendor 1106 - AFLAC GROUP INSURANCE Total:</b>						<b>274.56</b>
<b>Vendor: 1142 - ALLIANZ CONSULTING SOLUTIONS, LLC</b>						
ALLIANZ CONSULTING SOLUT...	11/01/2023	127374	SEP 23 CC FEE REDUC SRVCS	01-110-510540	BANKING & BONDING EXPEN...	496.75
ALLIANZ CONSULTING SOLUT...	11/21/2023	127502	OCT 23 CC FEE REDUC SRVCS	01-110-510540	BANKING & BONDING EXPEN...	456.68
<b>Vendor 1142 - ALLIANZ CONSULTING SOLUTIONS, LLC Total:</b>						<b>953.43</b>
<b>Vendor: 1160 - ALPINE SUPPLY</b>						
ALPINE SUPPLY	11/01/2023	127375	SHOP/FITTINGS, STOCK	01-260-520210	REPAIR SUPPLIES - BLD/FLT ...	67.82
ALPINE SUPPLY	11/15/2023	127443	Nuts bolts and washers	01-140-520210	REPAIR SUPPLIES - METER	245.56
ALPINE SUPPLY	11/15/2023	127443	UNIT #30-1/2" NYLON COUR...	01-260-520210	REPAIR SUPPLIES - BLD/FLT ...	8.49
ALPINE SUPPLY	11/15/2023	127443	UNIT #30/1/2" WASHERS FOR...	01-260-520210	REPAIR SUPPLIES - BLD/FLT ...	20.01
ALPINE SUPPLY	11/15/2023	127443	BLDG B/DOOR REPAIR	01-360-510220	BUILDINGS & GROUNDS - SYS...	6.00
ALPINE SUPPLY	11/29/2023	127524	SCREWS, THREADLOCKER	01-240-520240	TOOLS & SUPPLIES - WW MA...	41.05
<b>Vendor 1160 - ALPINE SUPPLY Total:</b>						<b>388.93</b>
<b>Vendor: 1210 - AMERICAN EXPRESS</b>						
AMERICAN EXPRESS	11/06/2023	127437	MT PTS/REDEEM SFTY POINT...	01-000-116000	CREDIT CARD POINTS	-30.64
AMERICAN EXPRESS	11/06/2023	127437	MR PTS/REDEEM SFTY POINT...	01-000-116000	CREDIT CARD POINTS	-77.50
AMERICAN EXPRESS	11/06/2023	127437	MR PTS/REDEEM SFTY POINT...	01-000-116000	CREDIT CARD POINTS	-32.29
AMERICAN EXPRESS	11/06/2023	127437	OCT 2023 PURCHASES	01-000-210150	AMEX/MC PAYABLE	14,405.40
AMERICAN EXPRESS	11/06/2023	127437	WALMART/SAFETY PT PURC...	01-000-220710	EMPLOYEE ACCRUED SAFETY...	30.64
AMERICAN EXPRESS	11/06/2023	127437	WALMART/SAFETY PT PURC...	01-000-220710	EMPLOYEE ACCRUED SAFETY...	32.29
AMERICAN EXPRESS	11/06/2023	127437	PREMIUM INCENTIVE/SAFETY...	01-000-220710	EMPLOYEE ACCRUED SAFETY...	77.50
AMERICAN EXPRESS	11/06/2023	127437	MR PTS/REDEEM SFTY POINT...	01-000-430800	CREDIT CARD POINTS REVEN...	-10.78
AMERICAN EXPRESS	11/06/2023	127437	ALPHAGRAPHICS/RUSHTON ...	01-110-510430	GENERAL ADMINISTRATIVE	445.53
AMERICAN EXPRESS	11/06/2023	127437	GREENHOLLOW GRILL/RGW...	01-110-510430	GENERAL ADMINISTRATIVE	1,290.00

**Paid Check Report**

**Payment Dates: 11/1/2023 - 11/30/2023**

Vendor Name	Payment Date	Payment Number	Description (Item)	Account Number	Account Name	Amount
AMERICAN EXPRESS	11/06/2023	127437	LT GOV/NOTARY FEES-EMP #...	01-110-510480	TRAINING & EDUCATION - M...	95.00
AMERICAN EXPRESS	11/06/2023	127437	UASD/REGISTRATION ANNU...	01-110-510480	TRAINING & EDUCATION - M...	-20.00
AMERICAN EXPRESS	11/06/2023	127437	CHMBRWST/REGISTRATION -...	01-130-510480	TRAINING & EDUCATION - C...	99.00
AMERICAN EXPRESS	11/06/2023	127437	WALMART/SAFETY PT PURC...	01-210-510490	SAFETY EXPENSE	-0.11
AMERICAN EXPRESS	11/06/2023	127437	WALMART/SAFETY PT PURC...	01-210-510490	SAFETY EXPENSE	10.58
AMERICAN EXPRESS	11/06/2023	127437	WVC PT/APP CODE 253798	01-220-520210	REPAIR SUPPLIES - WTR R&R	100.00
AMERICAN EXPRESS	11/06/2023	127437	WVC PT/APP CODE 296377	01-220-520210	REPAIR SUPPLIES - WTR R&R	100.00
AMERICAN EXPRESS	11/06/2023	127437	WVC PT/APP CODE 299352	01-220-520210	REPAIR SUPPLIES - WTR R&R	200.00
AMERICAN EXPRESS	11/06/2023	127437	WVC PT/APP CODE 264248	01-220-520210	REPAIR SUPPLIES - WTR R&R	100.00
AMERICAN EXPRESS	11/06/2023	127437	WVC PT/APP CODE 288693	01-220-520210	REPAIR SUPPLIES - WTR R&R	300.00
AMERICAN EXPRESS	11/06/2023	127437	WVC PT/APP CODE 259136	01-220-520210	REPAIR SUPPLIES - WTR R&R	300.00
AMERICAN EXPRESS	11/06/2023	127437	WVC PT/APP CODE 231553	01-220-520210	REPAIR SUPPLIES - WTR R&R	100.00
AMERICAN EXPRESS	11/06/2023	127437	WVC PT/APP CODE 235355	01-220-520210	REPAIR SUPPLIES - WTR R&R	200.00
AMERICAN EXPRESS	11/06/2023	127437	WVC PT/APP CODE 232946	01-220-520210	REPAIR SUPPLIES - WTR R&R	200.00
AMERICAN EXPRESS	11/06/2023	127437	WVC PT/APP CODE 280699	01-220-520210	REPAIR SUPPLIES - WTR R&R	250.00
AMERICAN EXPRESS	11/06/2023	127437	WVC PT/APP CODE 204648	01-220-520210	REPAIR SUPPLIES - WTR R&R	200.00
AMERICAN EXPRESS	11/06/2023	127437	WVC PT/APP CODE 204964	01-220-520210	REPAIR SUPPLIES - WTR R&R	100.00
AMERICAN EXPRESS	11/06/2023	127437	WVC PT/APP CODE 245608	01-220-520210	REPAIR SUPPLIES - WTR R&R	100.00
AMERICAN EXPRESS	11/06/2023	127437	WVC PT/APP CODE 271176	01-220-520210	REPAIR SUPPLIES - WTR R&R	200.00
AMERICAN EXPRESS	11/06/2023	127437	WVC PT/APP CODE 298175	01-220-520210	REPAIR SUPPLIES - WTR R&R	100.00
AMERICAN EXPRESS	11/06/2023	127437	AMZN/BATTERY ADAPTERS	01-220-520240	TOOLS & SUPPLIES - WTR R&R	95.96
AMERICAN EXPRESS	11/06/2023	127437	AWWA/REGISTRATION-WTR...	01-230-510480	TRAINING & EDUCATION - W...	895.00
AMERICAN EXPRESS	11/06/2023	127437	SUNBELT RENTALS/FORKLIFT...	01-230-510910	MACHINERY & EQUIPMENT - ...	-500.00
AMERICAN EXPRESS	11/06/2023	127437	SUNBELT RENTALS/FORKLIFT...	01-230-510910	MACHINERY & EQUIPMENT - ...	1,388.39
AMERICAN EXPRESS	11/06/2023	127437	AGC/REGISTRATION-TRAFFIC...	01-240-510480	TRAINING & EDUCATION - ...	215.00
AMERICAN EXPRESS	11/06/2023	127437	BCSP/REGISTRATION-VIRTUA...	01-240-510480	TRAINING & EDUCATION - ...	299.00
AMERICAN EXPRESS	11/06/2023	127437	AMZN/CORE SAMPLER	01-240-520240	TOOLS & SUPPLIES - WW MA...	254.96
AMERICAN EXPRESS	11/06/2023	127437	AMZN/BATTERY	01-260-520240	TOOLS & SUPPLIES - BLD/FLT...	44.89
AMERICAN EXPRESS	11/06/2023	127437	APWA/REGISTRATION RFD-...	01-330-510480	TRAINING & EDUCATION - B...	-185.00
AMERICAN EXPRESS	11/06/2023	127437	AMZN/KEY FOB COVER	01-330-520240	TOOLS & SUPPLIES - BLUE ST...	18.97
AMERICAN EXPRESS	11/06/2023	127437	DNR/SEWAGE EFFLUENT RE...	01-340-510520	PROFESSIONAL CONSULTING ..	750.00
AMERICAN EXPRESS	11/06/2023	127437	AMZN/UNIT #2 - HARDHART...	01-350-520240	TOOLS & SUPPLIES - OPERAT...	13.98
AMERICAN EXPRESS	11/06/2023	127437	AMZN/BLDG C THERMOSTAT	01-360-510220	BUILDINGS & GROUNDS - SYS...	24.20
AMERICAN EXPRESS	11/06/2023	127437	AMZN/IT USB-C CABLES	01-360-510440	COMPUTER SUPPLIES/EQUI...	86.79
AMERICAN EXPRESS	11/06/2023	127437	ZAZZLE/MEMBERSHIP	01-360-510440	COMPUTER SUPPLIES/EQUI...	19.95
AMERICAN EXPRESS	11/06/2023	127437	ZOOM/ONLINE MTGS	01-360-510440	COMPUTER SUPPLIES/EQUI...	199.90
AMERICAN EXPRESS	11/06/2023	127437	MSFT/OS UPGRADE FOR SUR...	01-360-510440	COMPUTER SUPPLIES/EQUI...	106.17
AMERICAN EXPRESS	11/06/2023	127437	AMZN/LAPTOP CAR CHARGER	01-360-510440	COMPUTER SUPPLIES/EQUI...	58.97
<b>Vendor 1210 - AMERICAN EXPRESS Total:</b>						<b>22,651.75</b>
<b>Vendor: 1243 - AMERIGAS PROPANE LP</b>						
AMERIGAS PROPANE LP	11/15/2023	127444	PROPANE REFILL	01-260-510230	VEHICLE FUEL - BLD/FLT MAI...	185.68
<b>Vendor 1243 - AMERIGAS PROPANE LP Total:</b>						<b>185.68</b>

**Paid Check Report**

**Payment Dates: 11/1/2023 - 11/30/2023**

Vendor Name	Payment Date	Payment Number	Description (Item)	Account Number	Account Name	Amount
<b>Vendor: 5132 - APA BENEFITS, INC.</b>						
APA BENEFITS, INC.	11/01/2023	127429	SEP 2023 COBRA SERVICING	01-110-510520	PROFESSIONAL CONSULTING ..	53.20
APA BENEFITS, INC.	11/29/2023	127548	OCT 2023 COBRA SERVICING	01-110-510520	PROFESSIONAL CONSULTING ..	53.20
<b>Vendor 5132 - APA BENEFITS, INC. Total:</b>						<b>106.40</b>
<b>Vendor: 1087 - APCO INC</b>						
APCO INC	11/15/2023	127442	SCADA troubleshooting	01-340-520920	INFRASTRUCTURE PURCHAS...	2,200.92
<b>Vendor 1087 - APCO INC Total:</b>						<b>2,200.92</b>
<b>Vendor: 1267 - APELLO</b>						
APELLO	11/15/2023	DFT0000959	NOV 2023 ANSWERING SERV...	01-360-510470	TELEPHONE	554.00
<b>Vendor 1267 - APELLO Total:</b>						<b>554.00</b>
<b>Vendor: 1268.1 - APPLICANTPRO</b>						
APPLICANTPRO	11/01/2023	127376	NOV 2023 APPLICATION PRO...	01-110-510430	GENERAL ADMINISTRATIVE	186.00
APPLICANTPRO	11/15/2023	127445	DEC 2023 APPLICATION PRO...	01-110-510430	GENERAL ADMINISTRATIVE	186.00
<b>Vendor 1268.1 - APPLICANTPRO Total:</b>						<b>372.00</b>
<b>Vendor: 1295 - ARIES INDUSTRIES, INC.</b>						
ARIES INDUSTRIES, INC.	11/01/2023	127377	UNIT #31/CCTV Tractor Repair	01-240-520240	TOOLS & SUPPLIES - WW MA...	722.73
ARIES INDUSTRIES, INC.	11/01/2023	127377	UNIT #31/CCTV Tractor Repair	01-240-520240	TOOLS & SUPPLIES - WW MA...	950.00
<b>Vendor 1295 - ARIES INDUSTRIES, INC. Total:</b>						<b>1,672.73</b>
<b>Vendor: 1300 - ARMSTRONG, DEBRA</b>						
ARMSTRONG, DEBRA	11/16/2023	10210	MILEAGE/UASD CONF, EMP ...	01-105-510480	TRAINING & EDUCATION - B...	28.34
<b>Vendor 1300 - ARMSTRONG, DEBRA Total:</b>						<b>28.34</b>
<b>Vendor: 1306 - ASAP AUTO PARTS WAREHOUSE</b>						
ASAP AUTO PARTS WAREHO...	11/15/2023	127446	UNIT #12/FILTERS	01-260-520210	REPAIR SUPPLIES - BLD/FLT ...	36.80
ASAP AUTO PARTS WAREHO...	11/15/2023	127446	SHOP/FILTER WRENCH STRAP	01-260-520240	TOOLS & SUPPLIES - BLD/FLT...	19.90
ASAP AUTO PARTS WAREHO...	11/15/2023	127446	UNIT #34/FILTERS	01-260-520210	REPAIR SUPPLIES - BLD/FLT ...	155.42
ASAP AUTO PARTS WAREHO...	11/15/2023	127446	SHOP/BRAKE CLEAN	01-260-520210	REPAIR SUPPLIES - BLD/FLT ...	66.96
ASAP AUTO PARTS WAREHO...	11/15/2023	127446	UNIT #31/FILTERS	01-260-520210	REPAIR SUPPLIES - BLD/FLT ...	36.27
ASAP AUTO PARTS WAREHO...	11/15/2023	127446	UNIT #11/PIPE FLANGE	01-260-520210	REPAIR SUPPLIES - BLD/FLT ...	9.96
ASAP AUTO PARTS WAREHO...	11/15/2023	127446	UNIT #22/FILTERS	01-260-520210	REPAIR SUPPLIES - BLD/FLT ...	10.05
ASAP AUTO PARTS WAREHO...	11/15/2023	127446	UNIT #32/SPARK PLUG	01-260-520210	REPAIR SUPPLIES - BLD/FLT ...	9.27
ASAP AUTO PARTS WAREHO...	11/15/2023	127446	UNIT #19/OIL FILTER	01-260-520210	REPAIR SUPPLIES - BLD/FLT ...	6.61
ASAP AUTO PARTS WAREHO...	11/15/2023	127446	UNIT #30/FILTERS	01-260-520210	REPAIR SUPPLIES - BLD/FLT ...	36.27
ASAP AUTO PARTS WAREHO...	11/15/2023	127446	UNIT #11/FILTERS	01-260-520210	REPAIR SUPPLIES - BLD/FLT ...	10.65
ASAP AUTO PARTS WAREHO...	11/15/2023	127446	UNIT #15/FILTERS	01-260-520210	REPAIR SUPPLIES - BLD/FLT ...	95.97
ASAP AUTO PARTS WAREHO...	11/15/2023	127446	SHOP/VEHICLE CLEANER	01-260-520210	REPAIR SUPPLIES - BLD/FLT ...	25.18
ASAP AUTO PARTS WAREHO...	11/15/2023	127446	UNIT #16/FILTERS	01-260-520210	REPAIR SUPPLIES - BLD/FLT ...	33.88
ASAP AUTO PARTS WAREHO...	11/15/2023	127446	MAG-ALUM POLISH	01-260-520210	REPAIR SUPPLIES - BLD/FLT ...	10.80
ASAP AUTO PARTS WAREHO...	11/15/2023	127446	UNIT #38/FILTER, DRAIN PLUG	01-260-520210	REPAIR SUPPLIES - BLD/FLT ...	3.82
ASAP AUTO PARTS WAREHO...	11/15/2023	127446	UNIT #31/SILICONE, EXHAUS...	01-260-520210	REPAIR SUPPLIES - BLD/FLT ...	44.69
ASAP AUTO PARTS WAREHO...	11/15/2023	127446	SHOP/WIPER BLADES	01-260-520210	REPAIR SUPPLIES - BLD/FLT ...	112.20
ASAP AUTO PARTS WAREHO...	11/15/2023	127446	UNIT #32/SPARK PLUG	01-260-520210	REPAIR SUPPLIES - BLD/FLT ...	15.70
ASAP AUTO PARTS WAREHO...	11/15/2023	127446	UNIT #7/SPARK PLUG	01-260-520210	REPAIR SUPPLIES - BLD/FLT ...	57.24

**Paid Check Report**

**Payment Dates: 11/1/2023 - 11/30/2023**

Vendor Name	Payment Date	Payment Number	Description (Item)	Account Number	Account Name	Amount
ASAP AUTO PARTS WAREHO...	11/15/2023	127446	UNIT #38/FILTERS	01-260-520210	REPAIR SUPPLIES - BLD/FLT ...	19.17
ASAP AUTO PARTS WAREHO...	11/15/2023	127446	UNIT #2/SENSOR	01-260-520210	REPAIR SUPPLIES - BLD/FLT ...	97.48
<b>Vendor 1306 - ASAP AUTO PARTS WAREHOUSE Total:</b>						<b>914.29</b>
<b>Vendor: 5301 - ASCO POWER SERVICES INC</b>						
ASCO POWER SERVICES INC	11/15/2023	127500	Decker North ATS Diagnosis ...	01-350-520210	REPAIR SUPPLIES - OPERATOR	880.00
<b>Vendor 5301 - ASCO POWER SERVICES INC Total:</b>						<b>880.00</b>
<b>Vendor: 1330 - ASSOCIATED BUSINESS TECHNOLOGIES</b>						
ASSOCIATED BUSINESS TECH...	11/01/2023	127378	BLDG B/PRINTER-SCANNER ...	01-130-510410	OFFICE SUPPLIES/PRINTING	38.17
ASSOCIATED BUSINESS TECH...	11/01/2023	127378	BLDG B/PRINTER-SCANNER ...	01-130-510410	OFFICE SUPPLIES/PRINTING	56.45
ASSOCIATED BUSINESS TECH...	11/21/2023	127503	BLDG B/PRINTER-SCANNER	01-130-510410	OFFICE SUPPLIES/PRINTING	56.83
<b>Vendor 1330 - ASSOCIATED BUSINESS TECHNOLOGIES Total:</b>						<b>151.45</b>
<b>Vendor: 1412 - BAILEY, IAN</b>						
BAILEY, IAN	11/16/2023	10211	MILEAGE/UASD CONF, EMP ...	01-360-510480	TRAINING & EDUCATION - SY...	28.34
<b>Vendor 1412 - BAILEY, IAN Total:</b>						<b>28.34</b>
<b>Vendor: 1413.5 - BALLARD, AUSTIN</b>						
BALLARD, AUSTIN	11/16/2023	10212	MILEAGE/UASD CONF, EMP ...	01-110-510480	TRAINING & EDUCATION - M...	56.67
<b>Vendor 1413.5 - BALLARD, AUSTIN Total:</b>						<b>56.67</b>
<b>Vendor: 5174 - BARBOSA, DANIEL</b>						
BARBOSA, DANIEL	11/01/2023	10209	2023 BOOT REIMBURSEMENT	01-210-510490	SAFETY EXPENSE	150.00
<b>Vendor 5174 - BARBOSA, DANIEL Total:</b>						<b>150.00</b>
<b>Vendor: 1434 - BATTERY SYSTEMS INC</b>						
BATTERY SYSTEMS INC	11/01/2023	127379	UNIT #214/BATTERY	01-260-520210	REPAIR SUPPLIES - BLD/FLT ...	90.43
BATTERY SYSTEMS INC	11/15/2023	127448	UNIT #31/NEW BATTERY	01-260-520210	REPAIR SUPPLIES - BLD/FLT ...	78.79
BATTERY SYSTEMS INC	11/15/2023	127448	WELL #17/GENERATOR BATT...	01-350-520210	REPAIR SUPPLIES - OPERATOR	355.78
BATTERY SYSTEMS INC	11/29/2023	127525	UNIT #227/BATTERY	01-260-520210	REPAIR SUPPLIES - BLD/FLT ...	55.89
<b>Vendor 1434 - BATTERY SYSTEMS INC Total:</b>						<b>580.89</b>
<b>Vendor: 1446 - Emp #7</b>						
	11/27/2023	127522	REPLACE 11/22 PR CHECK RE...	01-230-500010	SALARIES & WAGES - WTR M...	4,614.10
<b>Vendor 1446 - Empl#7 Total:</b>						<b>4,614.10</b>
<b>Vendor: 5304 - BELL, KEVIN</b>						
BELL, KEVIN	11/30/2023	10223	CDL/TANKER ENDORSEMENT ..	01-110-510430	GENERAL ADMINISTRATIVE	61.00
<b>Vendor 5304 - BELL, KEVIN Total:</b>						<b>61.00</b>
<b>Vendor: 1470 - BLUE STAKES OF UTAH UTILITY</b>						
BLUE STAKES OF UTAH UTILI...	11/21/2023	127504	Blue Stakes of Utah 811	01-340-510520	PROFESSIONAL CONSULTING ..	738.80
<b>Vendor 1470 - BLUE STAKES OF UTAH UTILITY Total:</b>						<b>738.80</b>
<b>Vendor: 1500 - BOWEN COLLINS AND ASSOCIATES</b>						
BOWEN COLLINS AND ASSOC...	11/15/2023	127449	20E:PIONEER WWPS REPLAC...	01-340-520920	INFRASTRUCTURE PURCHAS...	1,654.00
BOWEN COLLINS AND ASSOC...	11/21/2023	127505	Redwood Rd Wtr CM	01-340-520920	INFRASTRUCTURE PURCHAS...	2,262.00
BOWEN COLLINS AND ASSOC...	11/29/2023	127526	23G Chesterfield & Warner E...	01-340-520920	INFRASTRUCTURE PURCHAS...	9,455.00

**Paid Check Report**

**Payment Dates: 11/1/2023 - 11/30/2023**

Vendor Name	Payment Date	Payment Number	Description (Item)	Account Number	Account Name	Amount
BOWEN COLLINS AND ASSOC...	11/29/2023	127526	Redwood Rd Wtr CM	01-340-520920	INFRASTRUCTURE PURCHAS...	1,373.25
<b>Vendor 1500 - BOWEN COLLINS AND ASSOCIATES Total:</b>						<b>14,744.25</b>
<b>Vendor: 1525 - BRADY INDUSTRIES OF UTAH LLC</b>						
BRADY INDUSTRIES OF UTAH...	11/01/2023	127380	JANITORIAL SUPPLIES	01-130-510220	BUILDINGS & GROUNDS - CU...	373.42
BRADY INDUSTRIES OF UTAH...	11/29/2023	127527	Janitorial Supplies	01-130-510220	BUILDINGS & GROUNDS - CU...	1,306.28
<b>Vendor 1525 - BRADY INDUSTRIES OF UTAH LLC Total:</b>						<b>1,679.70</b>
<b>Vendor: 1526 - BRANTLY, DARCY</b>						
BRANTLY, DARCY	11/16/2023	10213	MILEAGE/UASD CONF, EMP ...	01-110-510480	TRAINING & EDUCATION - M...	28.34
<b>Vendor 1526 - BRANTLY, DARCY Total:</b>						<b>28.34</b>
<b>Vendor: 5300 - CANYON PIPELINE</b>						
CANYON PIPELINE	11/15/2023	127499	CANYON PIPELINE/FIRE HYD...	01-000-430990	MISC INCOME	851.07
<b>Vendor 5300 - CANYON PIPELINE Total:</b>						<b>851.07</b>
<b>Vendor: 1670 - CENTRAL VALLEY WATER REC FACILITY</b>						
CENTRAL VALLEY WATER REC...	11/15/2023	127450	FACILITY OPERATION	01-400-580310	FACILITY OPERATION - C.V.	421,979.99
CENTRAL VALLEY WATER REC...	11/15/2023	127450	MONTHLY CIP	01-400-580320	PROJECT BETTERMENTS- C.V.	131,249.17
CENTRAL VALLEY WATER REC...	11/15/2023	127450	PRETREATMENT FIELD	01-400-580340	PRETREATMENT FIELD - C.V.	28,199.98
CENTRAL VALLEY WATER REC...	11/15/2023	127450	NET LAB COSTS	01-400-580350	LABORATORY - C.V.	20,552.96
CENTRAL VALLEY WATER REC...	11/15/2023	127450	ENTITY LAB WORK	01-400-580350	LABORATORY - C.V.	4,108.00
CENTRAL VALLEY WATER REC...	11/15/2023	127450	LOAN PAYMENT	01-400-580380	CVW DEBT SERVICE	504,338.64
<b>Vendor 1670 - CENTRAL VALLEY WATER REC FACILITY Total:</b>						<b>1,110,428.74</b>
<b>Vendor: 1723 - CHEMTECH-FORD, INC.</b>						
CHEMTECH-FORD, INC.	11/01/2023	127381	RUSHTON WTR TRTMT OPER...	01-231-530270	WATER TESTING FEES	162.00
CHEMTECH-FORD, INC.	11/01/2023	127381	RUSHTON WTR TRTMT OP/R...	01-231-530270	WATER TESTING FEES	162.00
CHEMTECH-FORD, INC.	11/15/2023	127451	RUSHTON WTR TRTMT OP/R...	01-231-530270	WATER TESTING FEES	162.00
CHEMTECH-FORD, INC.	11/21/2023	127506	COLILERT SAMPLING	01-231-530270	WATER TESTING FEES	480.00
CHEMTECH-FORD, INC.	11/21/2023	127506	COLILERT SAMPLING	01-231-530270	WATER TESTING FEES	270.00
<b>Vendor 1723 - CHEMTECH-FORD, INC. Total:</b>						<b>1,236.00</b>
<b>Vendor: 1725.5 - CINTAS CORPORATION</b>						
CINTAS CORPORATION	11/15/2023	127452	Floor Mat Cleaning	01-130-510220	BUILDINGS & GROUNDS - CU...	127.90
CINTAS CORPORATION	11/15/2023	127452	Floor Mat Cleaning	01-130-510220	BUILDINGS & GROUNDS - CU...	127.90
<b>Vendor 1725.5 - CINTAS CORPORATION Total:</b>						<b>255.80</b>
<b>Vendor: 5255 - CITY OF SOUTH SALT LAKE</b>						
CITY OF SOUTH SALT LAKE	11/21/2023	DFT0000995	OCT 2023 STORMWATER	01-230-510460	UTILITIES - WTR	33.00
<b>Vendor 5255 - CITY OF SOUTH SALT LAKE Total:</b>						<b>33.00</b>
<b>Vendor: 1730 - CLYDE SNOW &amp; SESSIONS</b>						
CLYDE SNOW & SESSIONS	11/01/2023	DFT0000934	MATTER 006400/GENERAL	01-110-510500	LEGAL EXPENSE	4,996.00
CLYDE SNOW & SESSIONS	11/21/2023	DFT0000990	MATTER 006400/GENERAL	01-110-510500	LEGAL EXPENSE	6,640.00
<b>Vendor 1730 - CLYDE SNOW &amp; SESSIONS Total:</b>						<b>11,636.00</b>
<b>Vendor: 1735.5 - CODY EKKER CONSTRUCTION</b>						
CODY EKKER CONSTRUCTION	11/21/2023	127507	22D 4100 S and 4700 S - 6400..	01-340-520920	INFRASTRUCTURE PURCHAS...	88,131.00
CODY EKKER CONSTRUCTION	11/21/2023	127507	22D 4100 S and 4700 S - 4100..	01-340-520920	INFRASTRUCTURE PURCHAS...	129,303.00



**Paid Check Report**

**Payment Dates: 11/1/2023 - 11/30/2023**

Vendor Name	Payment Date	Payment Number	Description (Item)	Account Number	Account Name	Amount
CODY EKKER CONSTRUCTION	11/21/2023	127507	22D 4100 S and 4700 S - 4700	01-340-520920	INFRASTRUCTURE PURCHAS...	35,292.10
CODY EKKER CONSTRUCTION	11/21/2023	127507	RETENTION/22D - PMT NO 6	01-000-210110	RETAINAGE	-12,636.30
<b>Vendor 1735.5 - CODY EKKER CONSTRUCTION Total:</b>						<b>240,089.80</b>
<b>Vendor: 1740 - COLONIAL FLAG AND SPECIALTY CO</b>						
COLONIAL FLAG AND SPECIA...	11/21/2023	127508	UTAH FLAGS	01-130-510220	BUILDINGS & GROUNDS - CU...	127.20
COLONIAL FLAG AND SPECIA...	11/21/2023	127508	UTAH FLAG	01-130-510220	BUILDINGS & GROUNDS - CU...	63.60
<b>Vendor 1740 - COLONIAL FLAG AND SPECIALTY CO Total:</b>						<b>190.80</b>
<b>Vendor: 1741 - COLONIAL LIFE &amp; ACCIDENT INSURANCE</b>						
COLONIAL LIFE & ACCIDENT ...	11/01/2023	127368	MISSED DEDUCTIONS - EMP ...	01-000-220500	HEALTH INSURANCE PAYABLE	159.94
COLONIAL LIFE & ACCIDENT ...	11/01/2023	127382	OCT 2023 W/H ADJ-EMP #245	01-000-220500	HEALTH INSURANCE PAYABLE	-25.30
COLONIAL LIFE & ACCIDENT ...	11/01/2023	127382	COLONIAL LIFE INS AFTER TAX	01-000-220500	HEALTH INSURANCE PAYABLE	238.27
COLONIAL LIFE & ACCIDENT ...	11/01/2023	127382	COLONIAL LIFE INS PRETAX	01-000-220500	HEALTH INSURANCE PAYABLE	185.72
COLONIAL LIFE & ACCIDENT ...	11/01/2023	127382	COLONIAL LIFE INS AFTER TAX	01-000-220500	HEALTH INSURANCE PAYABLE	238.27
COLONIAL LIFE & ACCIDENT ...	11/01/2023	127382	COLONIAL LIFE INS PRETAX	01-000-220500	HEALTH INSURANCE PAYABLE	160.42
<b>Vendor 1741 - COLONIAL LIFE &amp; ACCIDENT INSURANCE Total:</b>						<b>957.32</b>
<b>Vendor: 5133 - COLUMBUS FOUNDATION, INC.</b>						
COLUMBUS FOUNDATION, I...	11/15/2023	127490	OCT 2023 DOCUMENT SHRE...	01-110-510430	GENERAL ADMINISTRATIVE	37.00
<b>Vendor 5133 - COLUMBUS FOUNDATION, INC. Total:</b>						<b>37.00</b>
<b>Vendor: 5296 - CONDIE CONSTRUCTION COMPANY, LLC</b>						
CONDIE CONSTRUCTION CO...	11/15/2023	127496	RETENTION/22F - PMT NO 1	01-000-210110	RETAINAGE	-10,356.69
CONDIE CONSTRUCTION CO...	11/15/2023	127496	PMT 1/22F:Ridgeland Constr...	01-340-520920	INFRASTRUCTURE PURCHAS...	207,133.75
CONDIE CONSTRUCTION CO...	11/21/2023	127521	22F Ridgeland Construction ...	01-340-520920	INFRASTRUCTURE PURCHAS...	389,469.75
CONDIE CONSTRUCTION CO...	11/21/2023	127521	RETENTION/22F - PMT NO 2	01-000-210110	RETAINAGE	-19,473.49
<b>Vendor 5296 - CONDIE CONSTRUCTION COMPANY, LLC Total:</b>						<b>566,773.32</b>
<b>Vendor: 1796 - CORE &amp; MAIN LP</b>						
CORE & MAIN LP	11/15/2023	127453	Core&Main fire hydrant met...	01-231-510910	MACHINERY & EQUIPMENT -...	7,971.06
<b>Vendor 1796 - CORE &amp; MAIN LP Total:</b>						<b>7,971.06</b>
<b>Vendor: 1797 - CORPORATE TRADITIONS LLC</b>						
CORPORATE TRADITIONS LLC	11/01/2023	127383	HOLIDAY VOUCHERS	01-110-510430	GENERAL ADMINISTRATIVE	2,320.00
<b>Vendor 1797 - CORPORATE TRADITIONS LLC Total:</b>						<b>2,320.00</b>
<b>Vendor: 1837 - CRS ENGINEERS</b>						
CRS ENGINEERS	11/01/2023	127384	Well Wtr Quality Analysis & ...	01-340-510520	PROFESSIONAL CONSULTING ..	2,122.50
<b>Vendor 1837 - CRS ENGINEERS Total:</b>						<b>2,122.50</b>
<b>Vendor: 1845 - CRUS OIL, INC.</b>						
CRUS OIL, INC.	11/01/2023	127385	SHOP/HYDRAULIC FLUID AND..	01-260-510230	VEHICLE FUEL - BLD/FLT MAI...	35.76
CRUS OIL, INC.	11/01/2023	127385	SHOP-HYDRAULIC FLUID AND...	01-260-510230	VEHICLE FUEL - BLD/FLT MAI...	394.44
CRUS OIL, INC.	11/01/2023	127385	SHOP/HYDRAULIC FLUID AND..	01-260-510230	VEHICLE FUEL - BLD/FLT MAI...	705.56
CRUS OIL, INC.	11/01/2023	127385	SHOP-OIL RESTOCK	01-260-520210	REPAIR SUPPLIES - BLD/FLT ...	576.95
CRUS OIL, INC.	11/01/2023	127385	SHOP-OIL RESTOCK	01-260-520210	REPAIR SUPPLIES - BLD/FLT ...	1,167.05
CRUS OIL, INC.	11/01/2023	127385	SHOP/OIL RESTOCK	01-260-520210	REPAIR SUPPLIES - BLD/FLT ...	1,435.50
<b>Vendor 1845 - CRUS OIL, INC. Total:</b>						<b>4,315.26</b>

**Paid Check Report**

**Payment Dates: 11/1/2023 - 11/30/2023**

Vendor Name	Payment Date	Payment Number	Description (Item)	Account Number	Account Name	Amount
<b>Vendor: 1875 - CUMMINS ROCKY MTN LLC</b>						
CUMMINS ROCKY MTN LLC	11/01/2023	127386	UNIT #31/GENERATOR REPL...	01-260-520210	REPAIR SUPPLIES - BLD/FLT ...	7,218.07
<b>Vendor 1875 - CUMMINS ROCKY MTN LLC Total:</b>						<b>7,218.07</b>
<b>Vendor: 1922 - DAWSON INFRASTRUCTURE SOLUTIONS</b>						
DAWSON INFRASTRUCTURE ...	11/01/2023	127387	UNIT #35/Cable Termination	01-240-520240	TOOLS & SUPPLIES - WW MA...	366.66
<b>Vendor 1922 - DAWSON INFRASTRUCTURE SOLUTIONS Total:</b>						<b>366.66</b>
<b>Vendor: 1930 - DENTAL SELECT</b>						
DENTAL SELECT	11/01/2023	127388	DENTAL INSURANCE FAMILY	01-000-220500	HEALTH INSURANCE PAYABLE	2,978.40
DENTAL SELECT	11/01/2023	127388	DENTAL INSURANCE SINGLE	01-000-220500	HEALTH INSURANCE PAYABLE	190.80
DENTAL SELECT	11/01/2023	127388	DENTAL INSURANCE FAMILY	01-000-220500	HEALTH INSURANCE PAYABLE	3,325.88
DENTAL SELECT	11/01/2023	127388	DENTAL INSURANCE SINGLE	01-000-220500	HEALTH INSURANCE PAYABLE	174.90
DENTAL SELECT	11/01/2023	127388	OCT 2023 EMP ADJUSTMENTS	01-110-500130	HEALTH INSURANCE - MGMT	-0.01
DENTAL SELECT	11/01/2023	127388	RETIREE DENTAL INS	01-110-500130	HEALTH INSURANCE - MGMT	428.91
DENTAL SELECT	11/01/2023	127388	TERM EMPLOYEE DENTAL - #...	01-110-500130	HEALTH INSURANCE - MGMT	-47.69
DENTAL SELECT	11/01/2023	127388	OCT 2023 EMP ADJUSTMENTS	01-120-500130	HEALTH INSURANCE - HR	-0.01
DENTAL SELECT	11/01/2023	127388	NEW EMPLOYEE DENTAL - #...	01-130-500130	HEALTH INSURANCE - CUST S...	-99.28
DENTAL SELECT	11/01/2023	127388	OCT 2023 EMP ADJUSTMENTS	01-130-500130	HEALTH INSURANCE - CUST S...	-0.01
DENTAL SELECT	11/01/2023	127388	NEW EMPLOYEE DENTAL - #...	01-130-500130	HEALTH INSURANCE - CUST S...	99.28
DENTAL SELECT	11/01/2023	127388	NEW EMPLOYEE DENTAL - E...	01-140-500130	HEALTH INSURANCE - METERS	-99.28
DENTAL SELECT	11/01/2023	127388	OCT 2023 EMP ADJUSTMENTS	01-140-500130	HEALTH INSURANCE - METERS	-0.01
DENTAL SELECT	11/01/2023	127388	OCT 2023 EMP ADJUSTMENTS	01-220-500130	HEALTH INSURANCE - WTR ...	-0.03
DENTAL SELECT	11/01/2023	127388	NEW EMPLOYEE DENTAL - E...	01-240-500130	HEALTH INSURANCE - WW ...	-148.92
DENTAL SELECT	11/01/2023	127388	OCT 2023 EMP ADJUSTMENTS	01-240-500130	HEALTH INSURANCE - WW ...	-0.01
DENTAL SELECT	11/01/2023	127388	OCT 2023 EMP ADJUSTMENTS	01-260-500130	HEALTH INSURANCE - BLD/FL...	-0.01
DENTAL SELECT	11/01/2023	127388	OCT 2023 EMP ADJUSTMENTS	01-320-500130	HEALTH INSURANCE - SURV/...	-0.01
DENTAL SELECT	11/01/2023	127388	OCT 2023 EMP ADJUSTMENTS	01-340-500130	HEALTH INSURANCE - ENG	-0.01
<b>Vendor 1930 - DENTAL SELECT Total:</b>						<b>6,802.89</b>
<b>Vendor: 1980 - DOMINION ENERGY</b>						
DOMINION ENERGY	11/01/2023	127389	OCT 2023 MONTHLY CHARG...	01-110-510460	UTILITIES - MGMT	1,622.71
DOMINION ENERGY	11/01/2023	127389	OCT 2023 MONTHLY CHARG...	01-230-510460	UTILITIES - WTR	113.85
DOMINION ENERGY	11/01/2023	127389	OCT 2023 MONTHLY CHARG...	01-240-510460	UTILITIES - WW	42.47
DOMINION ENERGY	11/29/2023	127528	NOV 2023 MONTHLY CHARG...	01-110-510460	UTILITIES - MGMT	3,718.22
DOMINION ENERGY	11/29/2023	127528	NOV 2023 MONTHLY CHARG...	01-230-510460	UTILITIES - WTR	1,844.58
DOMINION ENERGY	11/29/2023	127528	NOV 2023 MONTHLY CHARG...	01-240-510460	UTILITIES - WW	1,899.34
<b>Vendor 1980 - DOMINION ENERGY Total:</b>						<b>9,241.17</b>
<b>Vendor: 5122 - DOMINION ENGINEERING ASSOCIATES, LC</b>						
DOMINION ENGINEERING AS...	11/21/2023	127519	DOMINION ENGINEERING/AS...	01-000-410300	ENGINEERING FEES	1,250.00
<b>Vendor 5122 - DOMINION ENGINEERING ASSOCIATES, LC Total:</b>						<b>1,250.00</b>
<b>Vendor: 2015 - DRANEY, SHAWN RYAN</b>						
DRANEY, SHAWN RYAN	11/29/2023	127529	SEP 2023 VOL LIFE RFD-EMP ...	01-350-500170	LIFE/LTD/LTC INSURANCE - O...	9.80
<b>Vendor 2015 - DRANEY, SHAWN RYAN Total:</b>						<b>9.80</b>

**Paid Check Report**

**Payment Dates: 11/1/2023 - 11/30/2023**

Vendor Name	Payment Date	Payment Number	Description (Item)	Account Number	Account Name	Amount
<b>Vendor: 2025 - DUKE'S ROOT CONTROL INC</b>						
DUKE'S ROOT CONTROL INC	11/29/2023	127530	Wastewater Root Control	01-240-520210	REPAIR SUPPLIES - WW MAI...	10,440.92
<b>Vendor 2025 - DUKE'S ROOT CONTROL INC Total:</b>						<b>10,440.92</b>
<b>Vendor: 5294 - EAGLE GATE TITLE INSURANCE AGENCY, INC.</b>						
EAGLE GATE TITLE INSURAN...	11/01/2023	DFT0000936	ZONE #1 RESERVOIR LAND@...	01-340-520920	INFRASTRUCTURE PURCHAS...	10,000.00
EAGLE GATE TITLE INSURAN...	11/01/2023	DFT0000936	ZONE #1 RESERVOIR LAND@...	01-340-520920	INFRASTRUCTURE PURCHAS...	1,986,121.85
<b>Vendor 5294 - EAGLE GATE TITLE INSURANCE AGENCY, INC. Total:</b>						<b>1,996,121.85</b>
<b>Vendor: 5195 - ECOBRITE FRANCHISING</b>						
ECOBRITE FRANCHISING	11/01/2023	127432	Janitorial Cleaning for 2023	01-130-510220	BUILDINGS & GROUNDS - CU...	2,340.90
ECOBRITE FRANCHISING	11/01/2023	127432	CARPET CLEANING	01-130-510220	BUILDINGS & GROUNDS - CU...	290.00
<b>Vendor 5195 - ECOBRITE FRANCHISING Total:</b>						<b>2,630.90</b>
<b>Vendor: 2086 - ELLIS, SHAWN</b>						
ELLIS, SHAWN	11/01/2023	10206	CEP PROGRAM COMPLETION	01-220-510480	TRAINING & EDUCATION - W...	1,500.00
<b>Vendor 2086 - ELLIS, SHAWN Total:</b>						<b>1,500.00</b>
<b>Vendor: 2102 - ENTERPRISE FM TRUST</b>						
ENTERPRISE FM TRUST	11/06/2023	127438	UNIT 12 LEASE CHARGES	01-260-510235	VEHICLE LEASE	541.91
ENTERPRISE FM TRUST	11/06/2023	127438	UNIT 52 LEASE CHARGES	01-260-510235	VEHICLE LEASE	533.84
ENTERPRISE FM TRUST	11/06/2023	127438	UNIT 27 LEASE CHARGES	01-260-510235	VEHICLE LEASE	533.84
ENTERPRISE FM TRUST	11/06/2023	127438	UNIT 28 LEASE CHARGES	01-260-510235	VEHICLE LEASE	289.09
ENTERPRISE FM TRUST	11/06/2023	127438	UNIT 60 LEASE CHARGES	01-260-510235	VEHICLE LEASE	616.91
ENTERPRISE FM TRUST	11/06/2023	127438	UNIT 53 LEASE CHARGES	01-260-510235	VEHICLE LEASE	623.32
ENTERPRISE FM TRUST	11/06/2023	127438	UNIT 47 LEASE CHARGES	01-260-510235	VEHICLE LEASE	682.78
ENTERPRISE FM TRUST	11/06/2023	127438	UNIT 54 LEASE CHARGES	01-260-510235	VEHICLE LEASE	684.80
ENTERPRISE FM TRUST	11/06/2023	127438	UNIT 55 LEASE CHARGES	01-260-510235	VEHICLE LEASE	533.84
ENTERPRISE FM TRUST	11/06/2023	127438	UNIT 1 LEASE CHARGES	01-260-510235	VEHICLE LEASE	698.33
<b>Vendor 2102 - ENTERPRISE FM TRUST Total:</b>						<b>5,738.66</b>
<b>Vendor: 2140 - ERIKS NORTH AMERICA, INC.</b>						
ERIKS NORTH AMERICA, INC.	11/01/2023	127390	SHOP/DEF HOSE FITTING	01-260-510230	VEHICLE FUEL - BLD/FLT MAI...	18.92
ERIKS NORTH AMERICA, INC.	11/15/2023	127454	UNIT #2/SUMP PUMP HOSE ...	01-350-520210	REPAIR SUPPLIES - OPERATOR	77.66
<b>Vendor 2140 - ERIKS NORTH AMERICA, INC. Total:</b>						<b>96.58</b>
<b>Vendor: 2184.1 - FASTENAL COMPANY</b>						
FASTENAL COMPANY	11/01/2023	127391	PPE VENDING SUPPLIES	01-210-510490	SAFETY EXPENSE	199.45
FASTENAL COMPANY	11/01/2023	127391	PPE VENDING SUPPLIES	01-210-510490	SAFETY EXPENSE	328.91
FASTENAL COMPANY	11/01/2023	127391	PPE VENDING SUPPLIES	01-210-510490	SAFETY EXPENSE	146.82
FASTENAL COMPANY	11/01/2023	127391	PPE VENDING SUPPLIES	01-210-510490	SAFETY EXPENSE	681.07
FASTENAL COMPANY	11/15/2023	127455	PPE VENDING FEE	01-210-510490	SAFETY EXPENSE	20.00
FASTENAL COMPANY	11/15/2023	127455	PPE VENDING SUPPLIES	01-210-510490	SAFETY EXPENSE	416.52
FASTENAL COMPANY	11/15/2023	127455	PPE VENDING SUPPLIES	01-210-510490	SAFETY EXPENSE	74.49
FASTENAL COMPANY	11/15/2023	127455	PPE VENDING SUPPLIES	01-210-510490	SAFETY EXPENSE	312.17
FASTENAL COMPANY	11/29/2023	127531	PPE VENDING SUPPLIES	01-210-510490	SAFETY EXPENSE	20.00
<b>Vendor 2184.1 - FASTENAL COMPANY Total:</b>						<b>2,199.43</b>

**Paid Check Report**

**Payment Dates: 11/1/2023 - 11/30/2023**

Vendor Name	Payment Date	Payment Number	Description (Item)	Account Number	Account Name	Amount
<b>Vendor: 2188 - FERGUSON ENTERPRISES, INC</b>						
FERGUSON ENTERPRISES, INC	11/15/2023	DFT0000961	Ferguson Water Works Fire ...	01-230-520210	REPAIR SUPPLIES - WTR MAI...	700.00
FERGUSON ENTERPRISES, INC	11/15/2023	DFT0000961	Large Meter Re-Plumb	01-340-520920	INFRASTRUCTURE PURCHAS...	66,256.95
FERGUSON ENTERPRISES, INC	11/15/2023	DFT0000961	Repair Parts for October Wat...	01-220-520210	REPAIR SUPPLIES - WTR R&R	26.42
FERGUSON ENTERPRISES, INC	11/15/2023	DFT0000961	Repair Parts for October Wat...	01-220-520210	REPAIR SUPPLIES - WTR R&R	96.04
FERGUSON ENTERPRISES, INC	11/15/2023	DFT0000961	Repair Parts for October Wat...	01-220-520210	REPAIR SUPPLIES - WTR R&R	816.06
FERGUSON ENTERPRISES, INC	11/15/2023	DFT0000961	Repair Parts for October Wat...	01-220-520210	REPAIR SUPPLIES - WTR R&R	268.08
FERGUSON ENTERPRISES, INC	11/15/2023	DFT0000961	Repair Parts for October Wat...	01-220-520210	REPAIR SUPPLIES - WTR R&R	111.56
<b>Vendor 2188 - FERGUSON ENTERPRISES, INC Total:</b>						<b>68,275.11</b>
<b>Vendor: 5115 - FIRST DIGITAL COMMUNICATIONS, LLC</b>						
FIRST DIGITAL COMMUNICAT...	11/15/2023	127489	Phone Service Provider	01-360-510470	TELEPHONE	2,305.53
<b>Vendor 5115 - FIRST DIGITAL COMMUNICATIONS, LLC Total:</b>						<b>2,305.53</b>
<b>Vendor: 2241 - FLEET PRIDE</b>						
FLEET PRIDE	11/01/2023	127392	UNIT #20/filters	01-260-520210	REPAIR SUPPLIES - BLD/FLT ...	135.93
FLEET PRIDE	11/01/2023	127392	Tilt Deck Trailer- marker light...	01-260-520210	REPAIR SUPPLIES - BLD/FLT ...	58.14
FLEET PRIDE	11/01/2023	127392	UNIT #30/FILTERS FOR PM S...	01-260-520210	REPAIR SUPPLIES - BLD/FLT ...	13.47
FLEET PRIDE	11/01/2023	127392	UNIT #29/FILTERS FOR PM S...	01-260-520210	REPAIR SUPPLIES - BLD/FLT ...	159.09
FLEET PRIDE	11/01/2023	127392	UNIT #15/fuel filters	01-260-520210	REPAIR SUPPLIES - BLD/FLT ...	27.94
FLEET PRIDE	11/01/2023	127392	UNIT #10/PM FILTERS, FILTER...	01-260-520210	REPAIR SUPPLIES - BLD/FLT ...	145.58
FLEET PRIDE	11/01/2023	127392	UNIT #214/FILTERS FOR PM ...	01-260-520210	REPAIR SUPPLIES - BLD/FLT ...	67.64
FLEET PRIDE	11/01/2023	127392	UNIT #214/Air Filter	01-260-520210	REPAIR SUPPLIES - BLD/FLT ...	46.55
FLEET PRIDE	11/29/2023	127532	UNIT #26/PM Service filters	01-260-520210	REPAIR SUPPLIES - BLD/FLT ...	87.02
FLEET PRIDE	11/29/2023	127532	UNIT #24/PM service filters	01-260-520210	REPAIR SUPPLIES - BLD/FLT ...	61.71
<b>Vendor 2241 - FLEET PRIDE Total:</b>						<b>803.07</b>
<b>Vendor: 5158 - FRONT LINE SALES, INC.</b>						
FRONT LINE SALES, INC.	11/15/2023	127492	FIRST AID	01-210-510490	SAFETY EXPENSE	8.12
FRONT LINE SALES, INC.	11/15/2023	127492	FIRST AID	01-210-510490	SAFETY EXPENSE	40.00
<b>Vendor 5158 - FRONT LINE SALES, INC. Total:</b>						<b>48.12</b>
<b>Vendor: 2326 - GALLEGOS, JUSTIN</b>						
GALLEGOS, JUSTIN	11/01/2023	10207	IT-OPS/EMPLOYEE PREVENT...	01-110-510430	GENERAL ADMINISTRATIVE	128.51
<b>Vendor 2326 - GALLEGOS, JUSTIN Total:</b>						<b>128.51</b>
<b>Vendor: 2340 - GENEVA ROCK PRODUCTS</b>						
GENEVA ROCK PRODUCTS	11/21/2023	DFT0000991	UDOT Spec Flowable Fill For ...	01-220-520210	REPAIR SUPPLIES - WTR R&R	6,953.10
<b>Vendor 2340 - GENEVA ROCK PRODUCTS Total:</b>						<b>6,953.10</b>
<b>Vendor: 2380 - GRAINGER INC</b>						
GRAINGER INC	11/01/2023	127394	UNIT #35/Gear motor	01-240-520240	TOOLS & SUPPLIES - WW MA...	379.34
GRAINGER INC	11/15/2023	127457	SOCKET BIT	01-350-520210	REPAIR SUPPLIES - OPERATOR	12.38
GRAINGER INC	11/15/2023	127457	SOCKET BIT	01-350-520210	REPAIR SUPPLIES - OPERATOR	6.19
GRAINGER INC	11/15/2023	127457	ARMSTRONG/SOAP DISPENS...	01-350-520210	REPAIR SUPPLIES - OPERATOR	20.32
GRAINGER INC	11/15/2023	127457	ARMSTRONG/HAND SOAP	01-350-520210	REPAIR SUPPLIES - OPERATOR	94.70
<b>Vendor 2380 - GRAINGER INC Total:</b>						<b>512.93</b>

**Paid Check Report**

**Payment Dates: 11/1/2023 - 11/30/2023**

Vendor Name	Payment Date	Payment Number	Description (Item)	Account Number	Account Name	Amount
<b>Vendor: 2457 - H.D. FOWLER COMPANY</b>						
H.D. FOWLER COMPANY	11/15/2023	127459	Chesterfield Check Valves	01-350-520210	REPAIR SUPPLIES - OPERATOR	4,330.24
H.D. FOWLER COMPANY	11/15/2023	127459	Chesterfield Check Valves	01-350-520210	REPAIR SUPPLIES - OPERATOR	97.10
H.D. FOWLER COMPANY	11/21/2023	127509	3/4" Angle Key Valve	01-220-520210	REPAIR SUPPLIES - WTR R&R	1,127.90
<b>Vendor 2457 - H.D. FOWLER COMPANY Total:</b>						<b>5,555.24</b>
<b>Vendor: 2480 - HACH COMPANY</b>						
HACH COMPANY	11/01/2023	127396	HACH Chemkeys and Pocket ...	01-231-530270	WATER TESTING FEES	807.00
HACH COMPANY	11/01/2023	127396	HACH Ammonia Chemkey	01-231-530270	WATER TESTING FEES	452.64
<b>Vendor 2480 - HACH COMPANY Total:</b>						<b>1,259.64</b>
<b>Vendor: 2490 - HANSEN, ALLEN &amp; LUCE, INC.</b>						
HANSEN, ALLEN & LUCE, INC.	11/01/2023	127397	20D Kent Booster PS Constru...	01-340-520920	INFRASTRUCTURE PURCHAS...	13,648.21
HANSEN, ALLEN & LUCE, INC.	11/21/2023	127510	23L: WELL NO. 18 DRILLING &...	01-340-520920	INFRASTRUCTURE PURCHAS...	205.00
HANSEN, ALLEN & LUCE, INC.	11/21/2023	127510	2023 WASTEWATER MODEL ...	01-340-510520	PROFESSIONAL CONSULTING ..	2,499.50
HANSEN, ALLEN & LUCE, INC.	11/21/2023	127510	23L: WELL NO. 18 DRILLING &...	01-340-520920	INFRASTRUCTURE PURCHAS...	3,928.75
HANSEN, ALLEN & LUCE, INC.	11/29/2023	127533	20D Kent Booster PS Constru...	01-340-520920	INFRASTRUCTURE PURCHAS...	11,843.60
<b>Vendor 2490 - HANSEN, ALLEN &amp; LUCE, INC. Total:</b>						<b>32,125.06</b>
<b>Vendor: 2532 - HEALTHEQUITY INC</b>						
HEALTHEQUITY INC	11/09/2023	DFT0000947	HEALTH SAVINGS ACCOUNT	01-000-220900	CAFETERIA PLAN PAYABLE	11,661.34
HEALTHEQUITY INC	11/09/2023	DFT0000957	HEALTH SVGS/ER PORTION-#...	01-000-220900	CAFETERIA PLAN PAYABLE	-96.15
HEALTHEQUITY INC	11/16/2023	DFT0000967	HEALTH SAVINGS ACCOUNT	01-000-220900	CAFETERIA PLAN PAYABLE	171.15
HEALTHEQUITY INC	11/22/2023	DFT0000980	HEALTH SAVINGS ACCOUNT	01-000-220900	CAFETERIA PLAN PAYABLE	10,889.04
HEALTHEQUITY INC	11/21/2023	DFT0000980	HEALTH SVGS/ER PORTION-#...	01-000-220900	CAFETERIA PLAN PAYABLE	96.15
<b>Vendor 2532 - HEALTHEQUITY INC Total:</b>						<b>22,721.53</b>
<b>Vendor: 2538 - HELM, JASON</b>						
HELM, JASON	11/16/2023	10214	MILEAGE/UASD CONF, EMP ...	01-110-510480	TRAINING & EDUCATION - M...	56.67
<b>Vendor 2538 - HELM, JASON Total:</b>						<b>56.67</b>
<b>Vendor: 5292 - HOGAN CONSTRUCTION</b>						
HOGAN CONSTRUCTION	11/01/2023	127435	HOGAN CONSTRUCTION/FIRE..	01-000-430990	MISC INCOME	363.67
<b>Vendor 5292 - HOGAN CONSTRUCTION Total:</b>						<b>363.67</b>
<b>Vendor: 2590 - HOME DEPOT CREDIT SERVICES</b>						
HOME DEPOT CREDIT SERVIC...	11/15/2023	127460	4" TUBING	01-220-520210	REPAIR SUPPLIES - WTR R&R	4.82
HOME DEPOT CREDIT SERVIC...	11/15/2023	127460	BLUEGRASS	01-220-520210	REPAIR SUPPLIES - WTR R&R	111.72
HOME DEPOT CREDIT SERVIC...	11/15/2023	127460	BATTERIES	01-220-520210	REPAIR SUPPLIES - WTR R&R	13.74
HOME DEPOT CREDIT SERVIC...	11/15/2023	127460	BATTERY/CORDLESS TOOLS	01-220-520240	TOOLS & SUPPLIES - WTR R&R	129.00
HOME DEPOT CREDIT SERVIC...	11/15/2023	127460	SHELF/FIRE HYDRANT METERS	01-231-530270	WATER TESTING FEES	429.00
HOME DEPOT CREDIT SERVIC...	11/15/2023	127460	WTR QLTY ROOM/SUPPLIES	01-231-530270	WATER TESTING FEES	-20.17
HOME DEPOT CREDIT SERVIC...	11/15/2023	127460	WTR QLTY ROOM/SUPPLIES	01-231-530270	WATER TESTING FEES	18.81
HOME DEPOT CREDIT SERVIC...	11/15/2023	127460	WTR QLTY ROOM/SUPPLIES	01-231-530270	WATER TESTING FEES	20.17
HOME DEPOT CREDIT SERVIC...	11/15/2023	127460	BATTERIES, DRILL BIT	01-240-520240	TOOLS & SUPPLIES - WW MA...	53.14
HOME DEPOT CREDIT SERVIC...	11/15/2023	127460	SHOP/SUPPLIES	01-260-520210	REPAIR SUPPLIES - BLD/FLT ...	36.73
HOME DEPOT CREDIT SERVIC...	11/15/2023	127460	CLEANING SUPPLIES	01-260-520210	REPAIR SUPPLIES - BLD/FLT ...	60.43
HOME DEPOT CREDIT SERVIC...	11/15/2023	127460	SHOP/TOOLS	01-260-520240	TOOLS & SUPPLIES - BLD/FLT...	36.35

**Paid Check Report**

**Payment Dates: 11/1/2023 - 11/30/2023**

Vendor Name	Payment Date	Payment Number	Description (Item)	Account Number	Account Name	Amount
HOME DEPOT CREDIT SERVIC...	11/15/2023	127460	DRILL BITS	01-260-520240	TOOLS & SUPPLIES - BLD/FLT...	76.84
HOME DEPOT CREDIT SERVIC...	11/15/2023	127460	CAUTION TAPE	01-330-520240	TOOLS & SUPPLIES - BLUE ST...	21.94
HOME DEPOT CREDIT SERVIC...	11/15/2023	127460	2" TEST PLUG	01-350-520210	REPAIR SUPPLIES - OPERATOR	7.54
HOME DEPOT CREDIT SERVIC...	11/15/2023	127460	RUSHTON PLANT/SUPPLIES	01-350-520210	REPAIR SUPPLIES - OPERATOR	31.44
HOME DEPOT CREDIT SERVIC...	11/15/2023	127460	BALL VALVES,BLOCK HTRS,H...	01-350-520210	REPAIR SUPPLIES - OPERATOR	170.29
HOME DEPOT CREDIT SERVIC...	11/15/2023	127460	BENNY DOME SUPPLIES	01-350-520210	REPAIR SUPPLIES - OPERATOR	117.96
HOME DEPOT CREDIT SERVIC...	11/15/2023	127460	RUSHTON PLANT/SUPPLIES	01-350-520210	REPAIR SUPPLIES - OPERATOR	115.53
HOME DEPOT CREDIT SERVIC...	11/15/2023	127460	WELL #1/SUPPLIES	01-350-520210	REPAIR SUPPLIES - OPERATOR	77.34
HOME DEPOT CREDIT SERVIC...	11/15/2023	127460	SPRINKLER PARTS	01-350-520210	REPAIR SUPPLIES - OPERATOR	17.25
HOME DEPOT CREDIT SERVIC...	11/15/2023	127460	UNIT #2/BENNY DOME SUPPL...	01-350-520240	TOOLS & SUPPLIES - OPERAT...	-333.92
HOME DEPOT CREDIT SERVIC...	11/15/2023	127460	KNIFE, LOCKBOX	01-350-520240	TOOLS & SUPPLIES - OPERAT...	54.95
HOME DEPOT CREDIT SERVIC...	11/15/2023	127460	UNIT #2/BENNY DOME SUPPL...	01-350-520240	TOOLS & SUPPLIES - OPERAT...	716.14
HOME DEPOT CREDIT SERVIC...	11/15/2023	127460	BATTERIES	01-360-510440	COMPUTER SUPPLIES/EQUI...	10.87
<b>Vendor 2590 - HOME DEPOT CREDIT SERVICES Total:</b>						<b>1,977.91</b>
<b>Vendor: 2592 - HORROCKS ENGINEERS INC</b>						
HORROCKS ENGINEERS INC	11/01/2023	127398	23F East Rec Wet Well Lining...	01-340-520920	INFRASTRUCTURE PURCHAS...	3,812.00
HORROCKS ENGINEERS INC	11/29/2023	127534	23F East Rec Wet Well Lining...	01-340-520920	INFRASTRUCTURE PURCHAS...	3,409.50
<b>Vendor 2592 - HORROCKS ENGINEERS INC Total:</b>						<b>7,221.50</b>
<b>Vendor: 5298 - HYLAN WEST</b>						
HYLAN WEST	11/15/2023	127497	HYLAN WEST/FIRE HYDRANT...	01-000-430990	MISC INCOME	801.41
<b>Vendor 5298 - HYLAN WEST Total:</b>						<b>801.41</b>
<b>Vendor: 2637 - INDUSTRIAL SAFETY EQUIPMENT, LLC.</b>						
INDUSTRIAL SAFETY EQUIPM...	11/01/2023	127399	90 Day Jacket/Neck shades	01-210-510490	SAFETY EXPENSE	90.00
INDUSTRIAL SAFETY EQUIPM...	11/01/2023	127399	90 Day Jacket/Neck shades	01-210-510490	SAFETY EXPENSE	47.20
INDUSTRIAL SAFETY EQUIPM...	11/15/2023	127461	CALIBRATION GAS	01-210-510490	SAFETY EXPENSE	210.00
INDUSTRIAL SAFETY EQUIPM...	11/15/2023	127461	VESTS	01-210-510490	SAFETY EXPENSE	19.80
INDUSTRIAL SAFETY EQUIPM...	11/29/2023	127535	Winch handles	01-210-510490	SAFETY EXPENSE	0.07
INDUSTRIAL SAFETY EQUIPM...	11/29/2023	127535	Winch handles	01-210-510490	SAFETY EXPENSE	120.00
INDUSTRIAL SAFETY EQUIPM...	11/29/2023	127535	90 day jacket	01-210-510490	SAFETY EXPENSE	122.00
<b>Vendor 2637 - INDUSTRIAL SAFETY EQUIPMENT, LLC. Total:</b>						<b>609.07</b>
<b>Vendor: 2648.1 - INFINITY CORROSION GROUP, INC.</b>						
INFINITY CORROSION GROUP...	11/29/2023	127536	23D: DESIGN ENGINEERING	01-340-520920	INFRASTRUCTURE PURCHAS...	6,902.23
INFINITY CORROSION GROUP...	11/29/2023	127536	23D: DESIGN ENGINEERING	01-340-520920	INFRASTRUCTURE PURCHAS...	3,302.50
<b>Vendor 2648.1 - INFINITY CORROSION GROUP, INC. Total:</b>						<b>10,204.73</b>
<b>Vendor: 2772 - JOHNSON, KRISTY</b>						
JOHNSON, KRISTY	11/16/2023	10215	MILEAGE/UASD CONF, EMP ...	01-110-510480	TRAINING & EDUCATION - M...	28.34
JOHNSON, KRISTY	11/22/2023	10222	BRD MTG/RETIREMENT/PAP...	01-110-510430	GENERAL ADMINISTRATIVE	275.37
<b>Vendor 2772 - JOHNSON, KRISTY Total:</b>						<b>303.71</b>
<b>Vendor: 2780 - JONES &amp; DEMILLE ENGINEERING</b>						
JONES & DEMILLE ENGINEER...	11/01/2023	127401	22D:4100 & 4700 S WTRLINE...	01-340-520920	INFRASTRUCTURE PURCHAS...	233.01
JONES & DEMILLE ENGINEER...	11/01/2023	127401	22D:4100 & 4700 S WTRLINE...	01-340-520920	INFRASTRUCTURE PURCHAS...	1,654.99
JONES & DEMILLE ENGINEER...	11/06/2023	127439	22D:4100 S & 4700 S - Const...	01-340-520920	INFRASTRUCTURE PURCHAS...	135.82

Accord Reservoir Repair and Recoating

**Paid Check Report**

**Payment Dates: 11/1/2023 - 11/30/2023**

Vendor Name	Payment Date	Payment Number	Description (Item)	Account Number	Account Name	Amount
JONES & DEMILLE ENGINEER...	11/06/2023	127439	22D:4100 S & 4700 S - Const...	01-340-520920	INFRASTRUCTURE PURCHAS...	964.68
JONES & DEMILLE ENGINEER...	11/06/2023	127439	22D:4100 S & 4700 S - Const...	01-340-520920	INFRASTRUCTURE PURCHAS...	470.09
JONES & DEMILLE ENGINEER...	11/06/2023	127439	22D:4100 S & 4700 S - Const...	01-340-520920	INFRASTRUCTURE PURCHAS...	3,338.91
JONES & DEMILLE ENGINEER...	11/15/2023	127462	22D 4100 S & 4700 S - Const...	01-340-520920	INFRASTRUCTURE PURCHAS...	1,145.04
JONES & DEMILLE ENGINEER...	11/15/2023	127462	22D 4100 S & 4700 S - Const...	01-340-520920	INFRASTRUCTURE PURCHAS...	161.21
<b>Vendor 2780 - JONES &amp; DEMILLE ENGINEERING Total:</b>						<b>8,103.75</b>
<b>Vendor: 2790 - JORDAN VALLEY WATER CONSERVANCY DISTRICT</b>						
JORDAN VALLEY WATER CON...	11/15/2023	127463	OCT 2023 WATER DELIVERIES	01-350-530250	WATER SUPPLY EXPENSE	808,445.67
JORDAN VALLEY WATER CON...	11/21/2023	127511	OCT 2023 LABORATORY SERV...	01-231-530270	WATER TESTING FEES	1,165.98
<b>Vendor 2790 - JORDAN VALLEY WATER CONSERVANCY DISTRICT Total:</b>						<b>809,611.65</b>
<b>Vendor: 2734 - J-U-B ENGINEERS, INC.</b>						
J-U-B ENGINEERS, INC.	11/01/2023	127400	23B Design Amendments	01-340-520920	INFRASTRUCTURE PURCHAS...	6,000.00
J-U-B ENGINEERS, INC.	11/01/2023	127400	22F Ridgeland Construction ...	01-340-520920	INFRASTRUCTURE PURCHAS...	12,388.09
J-U-B ENGINEERS, INC.	11/29/2023	127537	20B:RUSHTON WTR TRTMT P...	01-340-520920	INFRASTRUCTURE PURCHAS...	34,507.90
J-U-B ENGINEERS, INC.	11/29/2023	127537	21J:GHID HDQTRS LANDSCA...	01-340-520920	INFRASTRUCTURE PURCHAS...	807.70
J-U-B ENGINEERS, INC.	11/29/2023	127537	22F Ridgeland Construction ...	01-340-520920	INFRASTRUCTURE PURCHAS...	9,584.47
<b>Vendor 2734 - J-U-B ENGINEERS, INC. Total:</b>						<b>63,288.16</b>
<b>Vendor: 2881 - KEN GARFF WEST VALLEY FORD</b>						
KEN GARFF WEST VALLEY FO...	11/01/2023	127402	UNIT #12/Trans filter, gasket...	01-260-520210	REPAIR SUPPLIES - BLD/FLT ...	203.19
KEN GARFF WEST VALLEY FO...	11/01/2023	127402	UNIT #22/DRIVER TAIL LIGHTS	01-260-520210	REPAIR SUPPLIES - BLD/FLT ...	55.46
KEN GARFF WEST VALLEY FO...	11/01/2023	127402	UNIT #3/AC COMPRESSOR, B...	01-260-520210	REPAIR SUPPLIES - BLD/FLT ...	609.79
KEN GARFF WEST VALLEY FO...	11/01/2023	127402	UNIT #19/TRANSMISSION FIL...	01-260-520210	REPAIR SUPPLIES - BLD/FLT ...	69.26
KEN GARFF WEST VALLEY FO...	11/01/2023	127402	UNIT #15/crankcase filter. tr...	01-260-520210	REPAIR SUPPLIES - BLD/FLT ...	342.72
KEN GARFF WEST VALLEY FO...	11/29/2023	127538	UNIT #21-FUEL FILTER QUICK...	01-260-520210	REPAIR SUPPLIES - BLD/FLT ...	123.12
KEN GARFF WEST VALLEY FO...	11/29/2023	127538	UNIT #21-FUEL LINE/FILTER/...	01-260-520210	REPAIR SUPPLIES - BLD/FLT ...	123.12
KEN GARFF WEST VALLEY FO...	11/29/2023	127538	UNIT #19-POWER STEERING ...	01-260-520210	REPAIR SUPPLIES - BLD/FLT ...	101.12
<b>Vendor 2881 - KEN GARFF WEST VALLEY FORD Total:</b>						<b>1,627.78</b>
<b>Vendor: 2900 - KILGORE COMPANIES, LLC</b>						
KILGORE COMPANIES, LLC	11/15/2023	127464	Asphalt for Water System Re...	01-220-520210	REPAIR SUPPLIES - WTR R&R	651.82
KILGORE COMPANIES, LLC	11/15/2023	127464	Asphalt for Water System Re...	01-220-520210	REPAIR SUPPLIES - WTR R&R	1,326.46
KILGORE COMPANIES, LLC	11/15/2023	127464	Asphalt for Water System Re...	01-220-520210	REPAIR SUPPLIES - WTR R&R	62.04
KILGORE COMPANIES, LLC	11/15/2023	127464	Asphalt for Water System Re...	01-220-520210	REPAIR SUPPLIES - WTR R&R	102.90
KILGORE COMPANIES, LLC	11/15/2023	127464	Asphalt for Water System Re...	01-220-520210	REPAIR SUPPLIES - WTR R&R	155.64
KILGORE COMPANIES, LLC	11/15/2023	127464	Asphalt for Water System Re...	01-220-520210	REPAIR SUPPLIES - WTR R&R	183.45
KILGORE COMPANIES, LLC	11/15/2023	127464	Asphalt for Water System Re...	01-220-520210	REPAIR SUPPLIES - WTR R&R	26.08
KILGORE COMPANIES, LLC	11/15/2023	127464	Asphalt for Water System Re...	01-220-520210	REPAIR SUPPLIES - WTR R&R	438.73
<b>Vendor 2900 - KILGORE COMPANIES, LLC Total:</b>						<b>2,947.12</b>
<b>Vendor: 2908.1 - KUKER-RANKEN INC</b>						
KUKER-RANKEN INC	11/01/2023	127403	CAMERA CALIBRATED	01-330-520240	TOOLS & SUPPLIES - BLUE ST...	400.00
<b>Vendor 2908.1 - KUKER-RANKEN INC Total:</b>						<b>400.00</b>
<b>Vendor: 2967 - LAWN BUTLER</b>						
LAWN BUTLER	11/01/2023	127404	yearly contract for Site Main...	01-360-510220	BUILDINGS & GROUNDS - SYS...	124.50



**Paid Check Report**

**Payment Dates: 11/1/2023 - 11/30/2023**

Vendor Name	Payment Date	Payment Number	Description (Item)	Account Number	Account Name	Amount
LAWN BUTLER	11/01/2023	127404	yearly contract for Site Main...	01-360-510220	BUILDINGS & GROUNDS - SYS...	376.08
LAWN BUTLER	11/01/2023	127404	yearly contract for Site Main...	01-360-510220	BUILDINGS & GROUNDS - SYS...	1,671.59
LAWN BUTLER	11/01/2023	127404	yearly contract for Site Main...	01-360-510220	BUILDINGS & GROUNDS - SYS...	915.92
LAWN BUTLER	11/01/2023	127404	yearly contract for Site Main...	01-360-510220	BUILDINGS & GROUNDS - SYS...	89.00
LAWN BUTLER	11/01/2023	127404	yearly contract for Site Main...	01-360-510220	BUILDINGS & GROUNDS - SYS...	124.50
LAWN BUTLER	11/01/2023	127404	yearly contract for Site Main...	01-360-510220	BUILDINGS & GROUNDS - SYS...	253.44
LAWN BUTLER	11/01/2023	127404	yearly contract for Site Main...	01-360-510220	BUILDINGS & GROUNDS - SYS...	588.64
LAWN BUTLER	11/01/2023	127404	yearly contract for Site Main...	01-360-510220	BUILDINGS & GROUNDS - SYS...	915.92
LAWN BUTLER	11/01/2023	127404	yearly contract for Site Main...	01-360-510220	BUILDINGS & GROUNDS - SYS...	89.00
LAWN BUTLER	11/01/2023	127404	yearly contract for Site Main...	01-360-510220	BUILDINGS & GROUNDS - SYS...	124.50
LAWN BUTLER	11/01/2023	127404	yearly contract for Site Main...	01-360-510220	BUILDINGS & GROUNDS - SYS...	380.16
LAWN BUTLER	11/01/2023	127404	yearly contract for Site Main...	01-360-510220	BUILDINGS & GROUNDS - SYS...	882.96
LAWN BUTLER	11/01/2023	127404	yearly contract for Site Main...	01-360-510220	BUILDINGS & GROUNDS - SYS...	1,752.25
LAWN BUTLER	11/01/2023	127404	yearly contract for Site Main...	01-360-510220	BUILDINGS & GROUNDS - SYS...	89.00
LAWN BUTLER	11/01/2023	127404	yearly contract for Site Main...	01-360-510220	BUILDINGS & GROUNDS - SYS...	124.50
LAWN BUTLER	11/01/2023	127404	yearly contract for Site Main...	01-360-510220	BUILDINGS & GROUNDS - SYS...	253.44
LAWN BUTLER	11/01/2023	127404	yearly contract for Site Main...	01-360-510220	BUILDINGS & GROUNDS - SYS...	588.64
LAWN BUTLER	11/01/2023	127404	yearly contract for Site Main...	01-360-510220	BUILDINGS & GROUNDS - SYS...	915.92
LAWN BUTLER	11/01/2023	127404	yearly contract for Site Main...	01-360-510220	BUILDINGS & GROUNDS - SYS...	89.00
LAWN BUTLER	11/15/2023	127465	yearly contract for Site Main...	01-360-510220	BUILDINGS & GROUNDS - SYS...	249.00
LAWN BUTLER	11/15/2023	127465	yearly contract for Site Main...	01-360-510220	BUILDINGS & GROUNDS - SYS...	506.88
LAWN BUTLER	11/15/2023	127465	yearly contract for Site Main...	01-360-510220	BUILDINGS & GROUNDS - SYS...	1,177.28
LAWN BUTLER	11/15/2023	127465	yearly contract for Site Main...	01-360-510220	BUILDINGS & GROUNDS - SYS...	1,831.84
LAWN BUTLER	11/15/2023	127465	yearly contract for Site Main...	01-360-510220	BUILDINGS & GROUNDS - SYS...	178.00
<b>Vendor 2967 - LAWN BUTLER Total:</b>						<b>14,291.96</b>
<b>Vendor: 2971 - LEGALSHIELD</b>						
LEGALSHIELD	11/01/2023	127406	LEGAL SHIELD PAYABLE	01-000-220610	LEGAL SHIELD PAYABLE	88.78
LEGALSHIELD	11/01/2023	127406	LEGAL SHIELD PAYABLE	01-000-220610	LEGAL SHIELD PAYABLE	88.78
LEGALSHIELD	11/01/2023	127406	OCT LEGAL SHIELD ADJ	01-110-500170	LIFE/LTD/LTC INSURANCE - ...	0.07
<b>Vendor 2971 - LEGALSHIELD Total:</b>						<b>177.63</b>
<b>Vendor: 2980 - LES OLSON CO</b>						
LES OLSON CO	11/15/2023	127466	2023 3RD QTR CONTRACT BI...	01-130-510410	OFFICE SUPPLIES/PRINTING	185.34
<b>Vendor 2980 - LES OLSON CO Total:</b>						<b>185.34</b>
<b>Vendor: 3000 - LIBERTY TIRE RECYCLING LLC</b>						
LIBERTY TIRE RECYCLING LLC	11/29/2023	127539	TIRE RECYCLING	01-260-520210	REPAIR SUPPLIES - BLD/FLT ...	303.00
<b>Vendor 3000 - LIBERTY TIRE RECYCLING LLC Total:</b>						<b>303.00</b>
<b>Vendor: 5123 - LYNDON JONES CONSTRUCTION, INC.</b>						
LYNDON JONES CONSTRUCT...	11/21/2023	127520	RETENTION/22C - PMT NO 11	01-000-210110	RETAINAGE	-12,266.83
LYNDON JONES CONSTRUCT...	11/21/2023	127520	RETENTION/22C - PMT NO 11	01-340-520920	INFRASTRUCTURE PURCHAS...	12,266.83
LYNDON JONES CONSTRUCT...	11/21/2023	127520	PMT #11/22C:LAKE PARK & ...	01-340-520920	INFRASTRUCTURE PURCHAS...	233,069.76
<b>Vendor 5123 - LYNDON JONES CONSTRUCTION, INC. Total:</b>						<b>233,069.76</b>



**Paid Check Report**

**Payment Dates: 11/1/2023 - 11/30/2023**

Vendor Name	Payment Date	Payment Number	Description (Item)	Account Number	Account Name	Amount
<b>Vendor: 3040 - MAGNA WATER CO</b>						
MAGNA WATER CO	11/15/2023	DFT0000960	7200 WEST SEWER	01-110-510591	PAYMENTS TO OTHER GOV ...	194.22
MAGNA WATER CO	11/15/2023	DFT0000960	HUNTER VILLAGE PH 16	01-110-510591	PAYMENTS TO OTHER GOV ...	647.40
MAGNA WATER CO	11/15/2023	DFT0000960	ORCHARDVIEW SUBDIV	01-110-510591	PAYMENTS TO OTHER GOV ...	1,003.47
MAGNA WATER CO	11/15/2023	DFT0000960	HUNTER VILLAGE PH 17	01-110-510591	PAYMENTS TO OTHER GOV ...	2,427.75
MAGNA WATER CO	11/15/2023	DFT0000960	MAJESTIC VILLAS PASS-THRU	01-110-510591	PAYMENTS TO OTHER GOV ...	2,654.34
<b>Vendor 3040 - MAGNA WATER CO Total:</b>						<b>6,927.18</b>
<b>Vendor: 3063 - MALLORY SAFETY &amp; SUPPLY LLC</b>						
MALLORY SAFETY & SUPPLY ...	11/01/2023	127407	Grinding helmet with Hearing	01-210-510490	SAFETY EXPENSE	47.87
<b>Vendor 3063 - MALLORY SAFETY &amp; SUPPLY LLC Total:</b>						<b>47.87</b>
<b>Vendor: 3085 - MARTI, TODD B</b>						
MARTI, TODD B	11/16/2023	10216	MILEAGE/UASD CONF, EMP ...	01-110-510480	TRAINING & EDUCATION - M...	56.67
MARTI, TODD B	11/16/2023	10216	LODGING/UASD CONF - EMP...	01-110-510480	TRAINING & EDUCATION - M...	122.97
<b>Vendor 3085 - MARTI, TODD B Total:</b>						<b>179.64</b>
<b>Vendor: 3174 - MORGAN ASPHALT, INC.</b>						
MORGAN ASPHALT, INC.	11/15/2023	127467	Morgan Asphalt	01-220-520210	REPAIR SUPPLIES - WTR R&R	1,526.95
<b>Vendor 3174 - MORGAN ASPHALT, INC. Total:</b>						<b>1,526.95</b>
<b>Vendor: 3225 - MOUNTAIN WEST TRUCK CENTER</b>						
MOUNTAIN WEST TRUCK CE...	11/01/2023	127409	UNIT #26/STEP	01-260-520210	REPAIR SUPPLIES - BLD/FLT ...	111.35
MOUNTAIN WEST TRUCK CE...	11/01/2023	127409	UNIT #26/STRAPS	01-260-520210	REPAIR SUPPLIES - BLD/FLT ...	628.95
MOUNTAIN WEST TRUCK CE...	11/01/2023	127409	UNIT #26/STRAPS	01-260-520210	REPAIR SUPPLIES - BLD/FLT ...	1,204.32
MOUNTAIN WEST TRUCK CE...	11/01/2023	127409	UNIT #20/PTO solenoid	01-260-520210	REPAIR SUPPLIES - BLD/FLT ...	97.32
MOUNTAIN WEST TRUCK CE...	11/01/2023	127409	UNIT #26/STEP	01-260-520210	REPAIR SUPPLIES - BLD/FLT ...	295.68
MOUNTAIN WEST TRUCK CE...	11/01/2023	127409	UNIT #26/STEP RETURNED	01-260-520210	REPAIR SUPPLIES - BLD/FLT ...	-111.35
MOUNTAIN WEST TRUCK CE...	11/01/2023	127409	UNIT #26/STRAP, RETURNED...	01-260-520210	REPAIR SUPPLIES - BLD/FLT ...	-611.09
MOUNTAIN WEST TRUCK CE...	11/01/2023	127409	UNIT #4/FUEL SEPARATOR SP...	01-260-520210	REPAIR SUPPLIES - BLD/FLT ...	49.03
MOUNTAIN WEST TRUCK CE...	11/15/2023	127469	UNIT #20/EGR UPDATE, REPA...	01-260-520210	REPAIR SUPPLIES - BLD/FLT ...	2,105.40
MOUNTAIN WEST TRUCK CE...	11/15/2023	127469	UNIT #31/Generator high pre...	01-260-520210	REPAIR SUPPLIES - BLD/FLT ...	594.21
MOUNTAIN WEST TRUCK CE...	11/15/2023	127469	UNIT #20/Air push fittings	01-260-520210	REPAIR SUPPLIES - BLD/FLT ...	59.24
MOUNTAIN WEST TRUCK CE...	11/29/2023	127540	UNIT #20-AIR DRYER CORE	01-260-520210	REPAIR SUPPLIES - BLD/FLT ...	192.85
MOUNTAIN WEST TRUCK CE...	11/29/2023	127540	UNIT #20-AIR DRYER, AIR VA...	01-260-520210	REPAIR SUPPLIES - BLD/FLT ...	836.14
MOUNTAIN WEST TRUCK CE...	11/29/2023	127540	UNIT #20-AIR DRYER CORE	01-260-520210	REPAIR SUPPLIES - BLD/FLT ...	-192.85
<b>Vendor 3225 - MOUNTAIN WEST TRUCK CENTER Total:</b>						<b>5,259.20</b>
<b>Vendor: 3210 - MOUNTAINLAND SUPPLY COMPANY</b>						
MOUNTAINLAND SUPPLY C...	11/01/2023	127408	JUNIPER SCREEN REPAIR	01-140-520210	REPAIR SUPPLIES - METER	677.33
MOUNTAINLAND SUPPLY C...	11/15/2023	127468	Brass Fittings	01-220-520210	REPAIR SUPPLIES - WTR R&R	1,027.78
MOUNTAINLAND SUPPLY C...	11/15/2023	127468	O-ring and Dock station	01-140-520210	REPAIR SUPPLIES - METER	267.59
MOUNTAINLAND SUPPLY C...	11/15/2023	127468	O-ring and Dock station	01-140-520210	REPAIR SUPPLIES - METER	87.67
MOUNTAINLAND SUPPLY C...	11/15/2023	127468	SENSUS REPAIR	01-140-520210	REPAIR SUPPLIES - METER	225.11
MOUNTAINLAND SUPPLY C...	11/15/2023	127468	Mountainland Supply 24" Re...	01-220-520210	REPAIR SUPPLIES - WTR R&R	11,458.64
MOUNTAINLAND SUPPLY C...	11/15/2023	127468	Mountainland Supply 24" Re...	01-220-520210	REPAIR SUPPLIES - WTR R&R	4,340.74

**Paid Check Report**

Payment Dates: 11/1/2023 - 11/30/2023

Vendor Name	Payment Date	Payment Number	Description (Item)	Account Number	Account Name	Amount
MOUNTAINLAND SUPPLY C...	11/21/2023	127512	Sensus AMI Annual Support ...	01-360-510440	COMPUTER SUPPLIES/EQUI...	70,276.10
<b>Vendor 3210 - MOUNTAINLAND SUPPLY COMPANY Total:</b>						<b>88,360.96</b>
<b>Vendor: 3272 - NELSON BROS CONSTRUCTION CO</b>						
NELSON BROS CONSTRUCTI...	11/01/2023	127410	RETENTION/20B - PMT NO 20	01-000-210110	RETAINAGE	-29,971.62
NELSON BROS CONSTRUCTI...	11/01/2023	127410	PMT 20/20B:RUSHTON WTR ...	01-340-520920	INFRASTRUCTURE PURCHAS...	569,460.86
NELSON BROS CONSTRUCTI...	11/01/2023	127410	RETENTION/20B - PMT NO 20	01-340-520920	INFRASTRUCTURE PURCHAS...	29,971.62
<b>Vendor 3272 - NELSON BROS CONSTRUCTION CO Total:</b>						<b>569,460.86</b>
<b>Vendor: 3358 - NORDGREN, ROGER K</b>						
NORDGREN, ROGER K	11/16/2023	10217	MILEAGE/UASD CONF, EMP ...	01-105-510480	TRAINING & EDUCATION - B...	28.34
<b>Vendor 3358 - NORDGREN, ROGER K Total:</b>						<b>28.34</b>
<b>Vendor: 3375 - OCCUPATIONAL HEALTH CENTERS</b>						
OCCUPATIONAL HEALTH CEN...	11/01/2023	127411	PRE-EMP SCREENING	01-110-510520	PROFESSIONAL CONSULTING ..	38.00
OCCUPATIONAL HEALTH CEN...	11/15/2023	127470	PRE-EMP SCREENING	01-110-510520	PROFESSIONAL CONSULTING ..	38.00
OCCUPATIONAL HEALTH CEN...	11/15/2023	127470	PRE-EMP SCREENING	01-110-510520	PROFESSIONAL CONSULTING ..	38.00
<b>Vendor 3375 - OCCUPATIONAL HEALTH CENTERS Total:</b>						<b>114.00</b>
<b>Vendor: 5302 - OLSON, ALEC</b>						
OLSON, ALEC	11/16/2023	10221	CDL/TANKER ENDORSEMENT ..	01-110-510430	GENERAL ADMINISTRATIVE	61.00
<b>Vendor 5302 - OLSON, ALEC Total:</b>						<b>61.00</b>
<b>Vendor: 3389.5 - OPTICARE VISION SERVICES</b>						
OPTICARE VISION SERVICES	11/15/2023	127471	OPTICARE VISION INS	01-000-220500	HEALTH INSURANCE PAYABLE	423.21
OPTICARE VISION SERVICES	11/15/2023	127471	OPTICARE VISION INS	01-000-220500	HEALTH INSURANCE PAYABLE	423.21
OPTICARE VISION SERVICES	11/15/2023	127471	OCT 2023 OPTICARE ADJ - R...	01-110-500130	HEALTH INSURANCE - MGMT	0.30
OPTICARE VISION SERVICES	11/29/2023	127541	NOV 2023 OPTICARE ADJ-EM...	01-000-220500	HEALTH INSURANCE PAYABLE	-7.88
OPTICARE VISION SERVICES	11/29/2023	127541	NOV 2023 OPTICARE ADJ	01-110-500130	HEALTH INSURANCE - MGMT	0.30
OPTICARE VISION SERVICES	11/29/2023	127541	NOV 2023 OPTICARE ADJ-EM...	01-110-500130	HEALTH INSURANCE - MGMT	10.83
OPTICARE VISION SERVICES	11/29/2023	127541	OPTICARE VISION INS	01-000-220500	HEALTH INSURANCE PAYABLE	427.15
OPTICARE VISION SERVICES	11/29/2023	127541	OPTICARE VISION INS	01-000-220500	HEALTH INSURANCE PAYABLE	7.29
OPTICARE VISION SERVICES	11/29/2023	127541	OPTICARE VISION INS	01-000-220500	HEALTH INSURANCE PAYABLE	409.03
<b>Vendor 3389.5 - OPTICARE VISION SERVICES Total:</b>						<b>1,693.44</b>
<b>Vendor: 3401 - OWEN EQUIPMENT COMPANY</b>						
OWEN EQUIPMENT COMPA...	11/21/2023	127513	Owen Equipment Hydro Ex E...	01-220-520240	TOOLS & SUPPLIES - WTR R&R	501.51
<b>Vendor 3401 - OWEN EQUIPMENT COMPANY Total:</b>						<b>501.51</b>
<b>Vendor: 5221 - PEAK ALARM COMPANY, INC.</b>						
PEAK ALARM COMPANY, INC.	11/01/2023	127433	ALARM SYSTEM REPAIR	01-360-510220	BUILDINGS & GROUNDS - SYS..	150.00
<b>Vendor 5221 - PEAK ALARM COMPANY, INC. Total:</b>						<b>150.00</b>
<b>Vendor: 3479 - PIPE REHAB SPECIALISTS</b>						
PIPE REHAB SPECIALISTS	11/15/2023	127472	23G:Construction Contract P...	01-340-520920	INFRASTRUCTURE PURCHAS...	27,500.00
<b>Vendor 3479 - PIPE REHAB SPECIALISTS Total:</b>						<b>27,500.00</b>

Chesterfield & Warner Exhaust Replacement

**Paid Check Report**

**Payment Dates: 11/1/2023 - 11/30/2023**

Vendor Name	Payment Date	Payment Number	Description (Item)	Account Number	Account Name	Amount
<b>Vendor: 3481 - PITNEY BOWES RESERVE ACCOUNT</b>						
PITNEY BOWES RESERVE AC...	11/01/2023	127412	POSTAGE MACHINE REFILL	01-130-510420	POSTAGE & MAILING	450.00
						<b>Vendor 3481 - PITNEY BOWES RESERVE ACCOUNT Total:</b>
						<b>450.00</b>
<b>Vendor: 5303 - PREMIER RESTAURANT GROUP</b>						
PREMIER RESTAURANT GRO...	11/16/2023	127501	RETIREMENT LUNCHEON - E...	01-110-510430	GENERAL ADMINISTRATIVE	1,200.00
						<b>Vendor 5303 - PREMIER RESTAURANT GROUP Total:</b>
						<b>1,200.00</b>
<b>Vendor: 3523 - PREMIER TRUCK GROUP</b>						
PREMIER TRUCK GROUP	11/01/2023	127413	UNIT #4/MULTI FUNCTION ...	01-260-520210	REPAIR SUPPLIES - BLD/FLT ...	161.69
PREMIER TRUCK GROUP	11/01/2023	127413	UNIT #4/POWER STEERING P...	01-260-520210	REPAIR SUPPLIES - BLD/FLT ...	283.24
PREMIER TRUCK GROUP	11/01/2023	127413	UNIT #4/power steering filter	01-260-520210	REPAIR SUPPLIES - BLD/FLT ...	52.57
PREMIER TRUCK GROUP	11/29/2023	127542	NEW CAB AND CHASSIS FOR ...	01-240-510910	MACHINERY & EQUIPMENT -...	101,296.00
						<b>Vendor 3523 - PREMIER TRUCK GROUP Total:</b>
						<b>101,793.50</b>
<b>Vendor: 3630 - RASMUSSEN EQUIPMENT</b>						
RASMUSSEN EQUIPMENT	11/21/2023	127514	Rasmussen Equipment Kelem...	01-220-520210	REPAIR SUPPLIES - WTR R&R	244.00
						<b>Vendor 3630 - RASMUSSEN EQUIPMENT Total:</b>
						<b>244.00</b>
<b>Vendor: 3657 - READY MADE CONCRETE</b>						
READY MADE CONCRETE	11/15/2023	DFT0000962	Cement for Water System Re...	01-220-520210	REPAIR SUPPLIES - WTR R&R	820.00
READY MADE CONCRETE	11/15/2023	DFT0000962	Cement for Water System Re...	01-220-520210	REPAIR SUPPLIES - WTR R&R	239.00
READY MADE CONCRETE	11/15/2023	DFT0000962	Cement for Water System Re...	01-220-520210	REPAIR SUPPLIES - WTR R&R	450.00
READY MADE CONCRETE	11/15/2023	DFT0000962	Cement for Water System Re...	01-220-520210	REPAIR SUPPLIES - WTR R&R	433.00
						<b>Vendor 3657 - READY MADE CONCRETE Total:</b>
						<b>1,942.00</b>
<b>Vendor: 3693 - RENEGADE OIL INC</b>						
RENEGADE OIL INC	11/01/2023	127414	GHID Headquarters Intercep...	01-240-520210	REPAIR SUPPLIES - WW MAI...	1,500.00
						<b>Vendor 3693 - RENEGADE OIL INC Total:</b>
						<b>1,500.00</b>
<b>Vendor: 5261 - RICHARD VILLANUEVA</b>						
RICHARD VILLANUEVA	11/15/2023	127494	UNIT #12-NEW WINDSHIELD	01-260-520210	REPAIR SUPPLIES - BLD/FLT ...	600.00
						<b>Vendor 5261 - RICHARD VILLANUEVA Total:</b>
						<b>600.00</b>
<b>Vendor: 3727 - RIDGE ROCK INC.</b>						
RIDGE ROCK INC.	11/01/2023	127415	WS 5-8-23 Ridgerock Inc	01-220-520210	REPAIR SUPPLIES - WTR R&R	9,902.00
RIDGE ROCK INC.	11/01/2023	127415	WS 5-22-23 Ridgerock Inc Sit...	01-230-520210	REPAIR SUPPLIES - WTR MAI...	17,537.00
RIDGE ROCK INC.	11/15/2023	127473	Ridge Rock Inc 5600 w Paving	01-220-520210	REPAIR SUPPLIES - WTR R&R	11,880.00
						<b>Vendor 3727 - RIDGE ROCK INC. Total:</b>
						<b>39,319.00</b>
<b>Vendor: 5137 - RIMROCK CONSTRUCTION</b>						
RIMROCK CONSTRUCTION	11/15/2023	127491	RIMROCK CONSTRUCTION/FI...	01-000-430990	MISC INCOME	573.28
						<b>Vendor 5137 - RIMROCK CONSTRUCTION Total:</b>
						<b>573.28</b>
<b>Vendor: 3729 - RIVERTON DESIGN, INC.</b>						
RIVERTON DESIGN, INC.	11/01/2023	127416	EMBROIDERY	01-110-510430	GENERAL ADMINISTRATIVE	24.00
						<b>Vendor 3729 - RIVERTON DESIGN, INC. Total:</b>
						<b>24.00</b>

CCTV Jetter Truck Chassis

**Paid Check Report**

Payment Dates: 11/1/2023 - 11/30/2023

Vendor Name	Payment Date	Payment Number	Description (Item)	Account Number	Account Name	Amount
<b>Vendor: 3751 - ROCKY MOUNTAIN WIRE ROPE</b>						
ROCKY MOUNTAIN WIRE RO...	11/01/2023	127418	UNIT #207/NEW CHAINS	01-260-520210	REPAIR SUPPLIES - BLD/FLT ...	182.24
<b>Vendor 3751 - ROCKY MOUNTAIN WIRE ROPE Total:</b>						<b>182.24</b>
<b>Vendor: 3747 - ROCKY MTN POWER</b>						
ROCKY MTN POWER	11/01/2023	127417	SEP 2023 POWER	01-110-510460	UTILITIES - MGMT	4,744.12
ROCKY MTN POWER	11/01/2023	127417	SEP 2023 POWER	01-230-510460	UTILITIES - WTR	63,438.22
ROCKY MTN POWER	11/01/2023	127417	SEP 2023 POWER	01-240-510460	UTILITIES - WW	17,649.03
<b>Vendor 3747 - ROCKY MTN POWER Total:</b>						<b>85,831.37</b>
<b>Vendor: 3790 - ROYAL WHOLESALE ELECTRIC</b>						
ROYAL WHOLESALE ELECTRIC	11/15/2023	127474	CHESTERFIELD/REPAIR PARTS	01-350-520210	REPAIR SUPPLIES - OPERATOR	280.50
<b>Vendor 3790 - ROYAL WHOLESALE ELECTRIC Total:</b>						<b>280.50</b>
<b>Vendor: 3800 - RURAL WATER ASSOC OF UTAH</b>						
RURAL WATER ASSOC OF UT...	11/15/2023	127475	ANNUAL MEMBERSHIP DUES	01-110-510430	GENERAL ADMINISTRATIVE	1,744.00
<b>Vendor 3800 - RURAL WATER ASSOC OF UTAH Total:</b>						<b>1,744.00</b>
<b>Vendor: 3850 - SALT LAKE CEMENT CUTTING</b>						
SALT LAKE CEMENT CUTTING	11/15/2023	DFT0000963	Cement Cutting For Septemb...	01-220-520210	REPAIR SUPPLIES - WTR R&R	180.00
SALT LAKE CEMENT CUTTING	11/15/2023	DFT0000963	Cement Cutting For Septemb...	01-220-520210	REPAIR SUPPLIES - WTR R&R	180.00
SALT LAKE CEMENT CUTTING	11/15/2023	DFT0000963	Cement Cutting For Septemb...	01-220-520210	REPAIR SUPPLIES - WTR R&R	180.00
SALT LAKE CEMENT CUTTING	11/15/2023	DFT0000963	Cement Cutting For Septemb...	01-220-520210	REPAIR SUPPLIES - WTR R&R	180.00
SALT LAKE CEMENT CUTTING	11/15/2023	DFT0000963	Cement Cutting For Septemb...	01-220-520210	REPAIR SUPPLIES - WTR R&R	265.00
SALT LAKE CEMENT CUTTING	11/15/2023	DFT0000963	Cement Cutting For Septemb...	01-220-520210	REPAIR SUPPLIES - WTR R&R	180.00
SALT LAKE CEMENT CUTTING	11/21/2023	DFT0000992	Cement Cutting for Water Sy...	01-220-520210	REPAIR SUPPLIES - WTR R&R	200.00
<b>Vendor 3850 - SALT LAKE CEMENT CUTTING Total:</b>						<b>1,365.00</b>
<b>Vendor: 3870 - SALT LAKE COUNTY TREASURER</b>						
SALT LAKE COUNTY TREASUR...	11/15/2023	127476	2024 TAX INCREASE NOTICES	01-110-510432	GENERAL ADMINISTRATIVE - ...	1,959.58
<b>Vendor 3870 - SALT LAKE COUNTY TREASURER Total:</b>						<b>1,959.58</b>
<b>Vendor: 2444 - SALT LAKE VALLEY CHEVROLET</b>						
SALT LAKE VALLEY CHEVROL...	11/01/2023	127395	UNIT #34/Transmission filter,...	01-260-520210	REPAIR SUPPLIES - BLD/FLT ...	158.18
SALT LAKE VALLEY CHEVROL...	11/01/2023	127395	UNIT #11/EXHAUST CLAMP	01-260-520210	REPAIR SUPPLIES - BLD/FLT ...	28.74
SALT LAKE VALLEY CHEVROL...	11/01/2023	127395	UNIT #11/CATALYTIC CONVE...	01-260-520210	REPAIR SUPPLIES - BLD/FLT ...	2,100.00
SALT LAKE VALLEY CHEVROL...	11/01/2023	127395	UNIT #11/CATALYTIC CONVE...	01-260-520210	REPAIR SUPPLIES - BLD/FLT ...	366.25
SALT LAKE VALLEY CHEVROL...	11/01/2023	127395	UNIT #11/AIR FILTER	01-260-520210	REPAIR SUPPLIES - BLD/FLT ...	41.39
SALT LAKE VALLEY CHEVROL...	11/01/2023	127395	UNIT #11/CATALYTIC CONVE...	01-260-520210	REPAIR SUPPLIES - BLD/FLT ...	-400.00
SALT LAKE VALLEY CHEVROL...	11/15/2023	127458	UNIT #02/O2 sensors	01-260-520210	REPAIR SUPPLIES - BLD/FLT ...	239.60
SALT LAKE VALLEY CHEVROL...	11/15/2023	127458	UNIT #38/TRANS FILTER FLUI...	01-260-520210	REPAIR SUPPLIES - BLD/FLT ...	150.54
<b>Vendor 2444 - SALT LAKE VALLEY CHEVROLET Total:</b>						<b>2,684.70</b>
<b>Vendor: 3950 - SELECTHEALTH</b>						
SELECTHEALTH	11/01/2023	127369	JUN 23 - AUG 23 HEALTHY LIV..	01-110-510430	GENERAL ADMINISTRATIVE	359.90
SELECTHEALTH	11/01/2023	127371	RETIREE HEALTH INS	01-110-500130	HEALTH INSURANCE - MGMT	8,927.00
SELECTHEALTH	11/01/2023	127371	NEW EMPLOYEE HEALTH INS...	01-130-500130	HEALTH INSURANCE - CUST S...	-1,751.30
SELECTHEALTH	11/01/2023	127371	TERM EMPLOYEE HEALTH INS...	01-130-500130	HEALTH INSURANCE - CUST S...	-1,751.30

**Paid Check Report**

**Payment Dates: 11/1/2023 - 11/30/2023**

Vendor Name	Payment Date	Payment Number	Description (Item)	Account Number	Account Name	Amount
SELECTHEALTH	11/01/2023	127371	NEW EMPLOYEE HEALTH INS...	01-140-500130	HEALTH INSURANCE - METERS	1,751.30
SELECTHEALTH	11/01/2023	127371	TERM EMPLOYEE HEALTH INS...	01-230-500130	HEALTH INSURANCE - WTR ...	-899.70
SELECTHEALTH	11/01/2023	127371	NEW EMPLOYEE HEALTH INS...	01-240-500130	HEALTH INSURANCE - WW ...	2,626.95
SELECTHEALTH	11/01/2023	127371	HEALTH INS FAM. SELECT M...	01-000-220500	HEALTH INSURANCE PAYABLE	53,414.65
SELECTHEALTH	11/01/2023	127371	SINGLE SELECT MED	01-000-220500	HEALTH INSURANCE PAYABLE	4,198.60
SELECTHEALTH	11/01/2023	127371	HEALTH INS FAM. SELECT M...	01-000-220500	HEALTH INSURANCE PAYABLE	50,787.70
SELECTHEALTH	11/01/2023	127371	SINGLE SELECT MED	01-000-220500	HEALTH INSURANCE PAYABLE	3,898.70
SELECTHEALTH	11/01/2023	127419	RETIREE HEALTH INS	01-110-500130	HEALTH INSURANCE - MGMT	8,927.00
SELECTHEALTH	11/01/2023	127419	OCT, NOV EMP ADJUSTMEN...	01-130-500130	HEALTH INSURANCE - CUST S...	2,303.00
SELECTHEALTH	11/01/2023	127419	NEW EMPLOYEE HEALTH INS...	01-130-500130	HEALTH INSURANCE - CUST S...	1,751.30
SELECTHEALTH	11/01/2023	127419	NEW EMPLOYEE HEALTH INS...	01-140-500130	HEALTH INSURANCE - METERS	-1,751.30
SELECTHEALTH	11/01/2023	127419	NEW EMPLOYEE HEALTH INS...	01-240-500130	HEALTH INSURANCE - WW ...	-1,751.30
SELECTHEALTH	11/01/2023	127420	HEALTH INS FAM. SELECT M...	01-000-220500	HEALTH INSURANCE PAYABLE	55,165.95
SELECTHEALTH	11/01/2023	127420	SINGLE SELECT MED	01-000-220500	HEALTH INSURANCE PAYABLE	3,898.70
SELECTHEALTH	11/01/2023	127420	HEALTH INS FAM. SELECT M...	01-000-220500	HEALTH INSURANCE PAYABLE	51,663.35
SELECTHEALTH	11/01/2023	127420	SINGLE SELECT MED	01-000-220500	HEALTH INSURANCE PAYABLE	3,898.70
SELECTHEALTH	11/29/2023	127543	RETIREE HEALTH INS	01-110-500130	HEALTH INSURANCE - MGMT	8,927.00
SELECTHEALTH	11/29/2023	127543	OCT, NOV EMP ADJUSTMEN...	01-130-500130	HEALTH INSURANCE - CUST S...	-2,303.00
SELECTHEALTH	11/29/2023	127543	NEW EMPLOYEE HEALTH INS...	01-130-500130	HEALTH INSURANCE - CUST S...	-1,751.30
SELECTHEALTH	11/29/2023	127543	TERM EMPLOYEE HEALTH INS...	01-240-500130	HEALTH INSURANCE - WW ...	-875.65
SELECTHEALTH	11/29/2023	127543	NEW EMPLOYEE HEALTH INS...	01-240-500130	HEALTH INSURANCE - WW ...	599.80
SELECTHEALTH	11/29/2023	127543	HEALTH INS FAM. SELECT M...	01-000-220500	HEALTH INSURANCE PAYABLE	56,593.30
SELECTHEALTH	11/29/2023	127543	SINGLE SELECT MED	01-000-220500	HEALTH INSURANCE PAYABLE	3,898.70
SELECTHEALTH	11/29/2023	127543	HEALTH INS FAM. SELECT M...	01-000-220500	HEALTH INSURANCE PAYABLE	875.65
SELECTHEALTH	11/29/2023	127543	HEALTH INS FAM. SELECT M...	01-000-220500	HEALTH INSURANCE PAYABLE	50,787.70
SELECTHEALTH	11/29/2023	127543	SINGLE SELECT MED	01-000-220500	HEALTH INSURANCE PAYABLE	3,898.70
<b>Vendor 3950 - SELECTHEALTH Total:</b>						<b>366,318.80</b>
<b>Vendor: 3970 - SHERWIN WILLIAMS</b>						
SHERWIN WILLIAMS	11/01/2023	127421	RUSHTON, BENNY DOME PA...	01-350-520210	REPAIR SUPPLIES - OPERATOR	1,186.67
<b>Vendor 3970 - SHERWIN WILLIAMS Total:</b>						<b>1,186.67</b>
<b>Vendor: 4000 - SILVER SPUR CONSTRUCTION</b>						
SILVER SPUR CONSTRUCTION	11/01/2023	127422	PMT 3/20A&I Redwood Road...	01-340-520920	INFRASTRUCTURE PURCHAS...	1,023,708.25
SILVER SPUR CONSTRUCTION	11/01/2023	127422	RETENTION/20A&20I - PMT ...	01-000-210110	RETAINAGE	-51,185.41
SILVER SPUR CONSTRUCTION	11/21/2023	127515	Redwood Road Water Constr...	01-340-520920	INFRASTRUCTURE PURCHAS...	734,662.38
SILVER SPUR CONSTRUCTION	11/21/2023	127515	RETENTION/20A&20I - PMT ...	01-000-210110	RETAINAGE	-36,733.13
<b>Vendor 4000 - SILVER SPUR CONSTRUCTION Total:</b>						<b>1,670,452.09</b>
<b>Vendor: 5293 - SKYMAIL INTERNATIONAL INC.</b>						
SKYMAIL INTERNATIONAL IN...	11/01/2023	127436	CONSERVATION CALENDARS	01-110-510530	PUBLIC RELATIONS/CONSER...	3,250.10
<b>Vendor 5293 - SKYMAIL INTERNATIONAL INC. Total:</b>						<b>3,250.10</b>
<b>Vendor: 5299 - SORENSEN DESIGN &amp; CONSTRUCTION</b>						
SORENSEN DESIGN & CONST...	11/15/2023	127498	SORENSEN DESIGN & CONST...	01-000-430990	MISC INCOME	194.63
<b>Vendor 5299 - SORENSEN DESIGN &amp; CONSTRUCTION Total:</b>						<b>194.63</b>

**Paid Check Report**

**Payment Dates: 11/1/2023 - 11/30/2023**

Vendor Name	Payment Date	Payment Number	Description (Item)	Account Number	Account Name	Amount
<b>Vendor: 5278 - SOUTHERN TIRE MART LLC</b>						
SOUTHERN TIRE MART LLC	11/01/2023	127434	UNIT #12/NEW TIRES	01-260-520210	REPAIR SUPPLIES - BLD/FLT ...	695.00
SOUTHERN TIRE MART LLC	11/01/2023	127434	UNIT #102/FRONT TIRES	01-260-520210	REPAIR SUPPLIES - BLD/FLT ...	625.00
SOUTHERN TIRE MART LLC	11/15/2023	127495	UNIT #29-NEW TIRES	01-260-520210	REPAIR SUPPLIES - BLD/FLT ...	4,695.82
SOUTHERN TIRE MART LLC	11/15/2023	127495	UNIT #102-REAR TIRES.	01-260-520210	REPAIR SUPPLIES - BLD/FLT ...	1,262.00
SOUTHERN TIRE MART LLC	11/29/2023	127550	UNIT #205-NEW TIRES	01-260-520210	REPAIR SUPPLIES - BLD/FLT ...	260.00
SOUTHERN TIRE MART LLC	11/29/2023	127550	UNIT #19-REAR TIRES.	01-260-520210	REPAIR SUPPLIES - BLD/FLT ...	627.60
SOUTHERN TIRE MART LLC	11/29/2023	127550	UNIT #19-ALIGNMENT.	01-260-520210	REPAIR SUPPLIES - BLD/FLT ...	70.00
<b>Vendor 5278 - SOUTHERN TIRE MART LLC Total:</b>						<b>8,235.42</b>
<b>Vendor: 4127 - SPACKMAN, ADAM</b>						
SPACKMAN, ADAM	11/16/2023	10218	MILEAGE/UASD CONF, EMP ...	01-360-510480	TRAINING & EDUCATION - SY...	28.34
<b>Vendor 4127 - SPACKMAN, ADAM Total:</b>						<b>28.34</b>
<b>Vendor: 4210 - STARR, STEVE</b>						
STARR, STEVE	11/01/2023	10208	MEALS/AWWA WTR QUALITY...	01-230-510480	TRAINING & EDUCATION - W...	132.00
STARR, STEVE	11/16/2023	10219	LODGING,TRANSPORTATION...	01-230-510480	TRAINING & EDUCATION - W...	1,057.09
<b>Vendor 4210 - STARR, STEVE Total:</b>						<b>1,189.09</b>
<b>Vendor: 4245 - STOUT, TROY</b>						
STOUT, TROY	11/16/2023	10220	MILEAGE/UASD CONF, EMP ...	01-110-510480	TRAINING & EDUCATION - M...	85.01
<b>Vendor 4245 - STOUT, TROY Total:</b>						<b>85.01</b>
<b>Vendor: 4248 - STREAMLINE</b>						
STREAMLINE	11/15/2023	127477	NOV 2023 WEBSITE HOSTING	01-360-510440	COMPUTER SUPPLIES/EQUI...	1,080.00
<b>Vendor 4248 - STREAMLINE Total:</b>						<b>1,080.00</b>
<b>Vendor: 4281 - SUNRISE ENGINEERING, INC.</b>						
SUNRISE ENGINEERING, INC.	11/15/2023	127478	23C:Well no. 1 Chlorinator - ...	01-340-520920	INFRASTRUCTURE PURCHAS...	2,696.00
<b>Vendor 4281 - SUNRISE ENGINEERING, INC. Total:</b>						<b>2,696.00</b>
<b>Vendor: 5143 - TEC EXCAVATION</b>						
TEC EXCAVATION	11/01/2023	127431	TEC EXCAVATION/FIRE HYDR...	01-000-430990	MISC INCOME	304.38
<b>Vendor 5143 - TEC EXCAVATION Total:</b>						<b>304.38</b>
<b>Vendor: 4324 - TEKCOLLECT</b>						
TEKCOLLECT	11/15/2023	127479	ANNUAL COMPUTER MAINT ...	01-110-510430	GENERAL ADMINISTRATIVE	75.00
<b>Vendor 4324 - TEKCOLLECT Total:</b>						<b>75.00</b>
<b>Vendor: 4340 - THATCHER COMPANY</b>						
THATCHER COMPANY	11/01/2023	127423	WELL #1/TOTE, 275 GAL WIR...	01-350-520210	REPAIR SUPPLIES - OPERATOR	700.00
<b>Vendor 4340 - THATCHER COMPANY Total:</b>						<b>700.00</b>
<b>Vendor: 4350 - THE DATA CENTER</b>						
THE DATA CENTER	11/15/2023	127480	DESIGN GRAPHICS FOR BILL ...	01-130-510420	POSTAGE & MAILING	490.00
THE DATA CENTER	11/15/2023	127480	OCT 2023 FULL SRVC PRINTI...	01-130-510420	POSTAGE & MAILING	6,327.43
THE DATA CENTER	11/15/2023	127480	OCT 2023 POSTAGE & HANDL...	01-130-510420	POSTAGE & MAILING	9,792.92
<b>Vendor 4350 - THE DATA CENTER Total:</b>						<b>16,610.35</b>

**Paid Check Report**

**Payment Dates: 11/1/2023 - 11/30/2023**

Vendor Name	Payment Date	Payment Number	Description (Item)	Account Number	Account Name	Amount
<b>Vendor: 4405 - THOMAS PETROLEUM</b>						
THOMAS PETROLEUM	11/01/2023	127424	FUEL STATION-3500 GALLONS	01-260-510230	VEHICLE FUEL - BLD/FLT MAI...	9,884.67
THOMAS PETROLEUM	11/01/2023	127424	FUEL SURCHARGE/EXCISE TAX	01-260-510230	VEHICLE FUEL - BLD/FLT MAI...	73.01
THOMAS PETROLEUM	11/01/2023	127424	Diesel Fuel for Plant	01-260-510230	VEHICLE FUEL - BLD/FLT MAI...	2,894.86
THOMAS PETROLEUM	11/01/2023	127424	FUEL SURCHARGE/EXCISE TAX	01-260-510230	VEHICLE FUEL - BLD/FLT MAI...	315.48
THOMAS PETROLEUM	11/29/2023	127544	THE PLANT-DIESEL FUEL FOR ...	01-260-510230	VEHICLE FUEL - BLD/FLT MAI...	2,783.36
THOMAS PETROLEUM	11/29/2023	127544	FUEL SURCHARGE/EXCISE TAX	01-260-510230	VEHICLE FUEL - BLD/FLT MAI...	298.28
<b>Vendor 4405 - THOMAS PETROLEUM Total:</b>						<b>16,249.66</b>
<b>Vendor: 4454 - TRAFFIC SAFETY RENTALS</b>						
TRAFFIC SAFETY RENTALS	11/15/2023	127481	Traffic Sign Rentals For Water..	01-220-520210	REPAIR SUPPLIES - WTR R&R	241.85
TRAFFIC SAFETY RENTALS	11/15/2023	127481	Traffic Sign Rentals For Water..	01-220-520210	REPAIR SUPPLIES - WTR R&R	315.00
TRAFFIC SAFETY RENTALS	11/15/2023	127481	Traffic Sign Rentals For Water..	01-220-520210	REPAIR SUPPLIES - WTR R&R	180.00
<b>Vendor 4454 - TRAFFIC SAFETY RENTALS Total:</b>						<b>736.85</b>
<b>Vendor: 5213 - TRUCKPRO HOLDING COMPANY</b>						
TRUCKPRO HOLDING COMP...	11/29/2023	127549	UNIT #217-LEAF SPRINGS.	01-260-520210	REPAIR SUPPLIES - BLD/FLT ...	157.38
TRUCKPRO HOLDING COMP...	11/29/2023	127549	UNIT #217-U-BOLTS FOR SUS...	01-260-520210	REPAIR SUPPLIES - BLD/FLT ...	27.76
TRUCKPRO HOLDING COMP...	11/29/2023	127549	UNIT #217-LUG NUTS AND B...	01-260-520210	REPAIR SUPPLIES - BLD/FLT ...	49.20
TRUCKPRO HOLDING COMP...	11/29/2023	127549	UNIT #227-TAIL LIGHT AND A...	01-260-520210	REPAIR SUPPLIES - BLD/FLT ...	52.47
TRUCKPRO HOLDING COMP...	11/29/2023	127549	UNIT #227-HUBS	01-260-520210	REPAIR SUPPLIES - BLD/FLT ...	148.38
<b>Vendor 5213 - TRUCKPRO HOLDING COMPANY Total:</b>						<b>435.19</b>
<b>Vendor: 4479 - TYLER TECHNOLOGIES</b>						
TYLER TECHNOLOGIES	11/01/2023	127425	Insite Utility Billing IVR	01-360-510470	TELEPHONE	8,640.00
TYLER TECHNOLOGIES	11/01/2023	127425	Content Manager Annual Su...	01-360-510440	COMPUTER SUPPLIES/EQUI...	5,035.53
<b>Vendor 4479 - TYLER TECHNOLOGIES Total:</b>						<b>13,675.53</b>
<b>Vendor: 4505 - UNITED FENCE CO</b>						
UNITED FENCE CO	11/15/2023	127482	ZONE 5 RES/GATE INSTALL	01-350-520210	REPAIR SUPPLIES - OPERATOR	444.19
<b>Vendor 4505 - UNITED FENCE CO Total:</b>						<b>444.19</b>
<b>Vendor: 4510 - UNITED PARCEL SERVICE</b>						
UNITED PARCEL SERVICE	11/21/2023	DFT0000993	SHIPPING/ADMIN	01-140-520210	REPAIR SUPPLIES - METER	350.93
<b>Vendor 4510 - UNITED PARCEL SERVICE Total:</b>						<b>350.93</b>
<b>Vendor: 4545 - UNUM LIFE INSURANCE CO OF AMER</b>						
UNUM LIFE INSURANCE CO ...	11/01/2023	127370	VOL LIFE INSURANCE	01-000-220620	VOLUNTARY LIFE PAYABLE	492.22
UNUM LIFE INSURANCE CO ...	11/01/2023	127370	VOL LIFE INSURANCE	01-000-220620	VOLUNTARY LIFE PAYABLE	492.22
UNUM LIFE INSURANCE CO ...	11/01/2023	127370	OCT 2023 VOL LIFE ADJ-ROU...	01-110-500170	LIFE/LTD/LTC INSURANCE - ...	0.11
UNUM LIFE INSURANCE CO ...	11/01/2023	127370	OCT 2023 VOL LIFE ADJ-EMP ...	01-350-500170	LIFE/LTD/LTC INSURANCE - O...	19.60
UNUM LIFE INSURANCE CO ...	11/01/2023	127372	LONG TERM CARE	01-000-220600	OTHER INSURANCE PAYABLE	123.60
UNUM LIFE INSURANCE CO ...	11/01/2023	127372	LONG TERM CARE	01-000-220600	OTHER INSURANCE PAYABLE	122.30
UNUM LIFE INSURANCE CO ...	11/01/2023	127372	OCT 2023 LTC ADJ-EMP #247	01-130-500170	LIFE/LTD/LTC INSURANCE - C...	-2.80
UNUM LIFE INSURANCE CO ...	11/01/2023	127372	OCT 2023 LTC ADJ-EMP #245	01-140-500170	LIFE/LTD/LTC INSURANCE - ...	4.40
UNUM LIFE INSURANCE CO ...	11/01/2023	127372	OCT 2023 LTC ADJ-EMP #244	01-240-500170	LIFE/LTD/LTC INSURANCE - ...	3.90
UNUM LIFE INSURANCE CO ...	11/01/2023	127372	OCT 2023 LTC ADJ-EMP #198	01-350-500170	LIFE/LTD/LTC INSURANCE - O...	-3.90
UNUM LIFE INSURANCE CO ...	11/01/2023	127426	LIFE INSURANCE	01-000-220620	VOLUNTARY LIFE PAYABLE	1,838.31

**Paid Check Report**

**Payment Dates: 11/1/2023 - 11/30/2023**

Vendor Name	Payment Date	Payment Number	Description (Item)	Account Number	Account Name	Amount
UNUM LIFE INSURANCE CO ...	11/01/2023	127426	LIFE INSURANCE	01-000-220620	VOLUNTARY LIFE PAYABLE	1,824.00
UNUM LIFE INSURANCE CO ...	11/01/2023	127426	OCT 2023 EMPLOYER LIFE AD...01-110-500170		LIFE/LTD/LTC INSURANCE - ...	0.33
UNUM LIFE INSURANCE CO ...	11/01/2023	127426	OCT 2023 EMPLOYER LIFE AD...01-130-500170		LIFE/LTD/LTC INSURANCE - C...	2.23
UNUM LIFE INSURANCE CO ...	11/01/2023	127426	OCT 2023 EMPLOYER LIFE AD...01-130-500170		LIFE/LTD/LTC INSURANCE - C...	0.85
UNUM LIFE INSURANCE CO ...	11/01/2023	127426	OCT 2023 EMPLOYER LIFE AD...01-130-500170		LIFE/LTD/LTC INSURANCE - C...	-35.24
UNUM LIFE INSURANCE CO ...	11/01/2023	127426	OCT 2023 EMPLOYER LIFE AD...01-130-500170		LIFE/LTD/LTC INSURANCE - C...	-36.58
UNUM LIFE INSURANCE CO ...	11/01/2023	127426	OCT 2023 EMPLOYER LIFE AD...01-140-500170		LIFE/LTD/LTC INSURANCE - ...	29.46
UNUM LIFE INSURANCE CO ...	11/01/2023	127426	OCT 2023 EMPLOYER LIFE AD...01-220-500170		LIFE/LTD/LTC INSURANCE - ...	-1.86
UNUM LIFE INSURANCE CO ...	11/01/2023	127426	OCT 2023 EMPLOYER LIFE AD...01-240-500170		LIFE/LTD/LTC INSURANCE - ...	-11.31
UNUM LIFE INSURANCE CO ...	11/01/2023	127426	OCT 2023 EMPLOYER LIFE AD...01-350-500170		LIFE/LTD/LTC INSURANCE - O...	33.57
UNUM LIFE INSURANCE CO ...	11/29/2023	127545	NOV 2023 VOL LIFE ADJ-RO... 01-110-500170		LIFE/LTD/LTC INSURANCE - ...	0.11
UNUM LIFE INSURANCE CO ...	11/29/2023	127545	NOV 2023 VOL LIFE ADJ-EMP...01-350-500170		LIFE/LTD/LTC INSURANCE - O...	-39.20
UNUM LIFE INSURANCE CO ...	11/29/2023	127545	VOL LIFE INSURANCE	01-000-220620	VOLUNTARY LIFE PAYABLE	492.22
UNUM LIFE INSURANCE CO ...	11/29/2023	127545	VOL LIFE INSURANCE	01-000-220620	VOLUNTARY LIFE PAYABLE	492.22
UNUM LIFE INSURANCE CO ...	11/29/2023	127546	NOV 2023 LTC ADJ-EMP #247 01-130-500170		LIFE/LTD/LTC INSURANCE - C...	2.80
UNUM LIFE INSURANCE CO ...	11/29/2023	127546	NOV 2023 LTC ADJ-EMP #249 01-240-500170		LIFE/LTD/LTC INSURANCE - ...	-9.50
UNUM LIFE INSURANCE CO ...	11/29/2023	127546	NOV 2023 LTC ADJ-EMP #244 01-240-500170		LIFE/LTD/LTC INSURANCE - ...	1.30
UNUM LIFE INSURANCE CO ...	11/29/2023	127546	LONG TERM CARE	01-000-220600	OTHER INSURANCE PAYABLE	127.05
UNUM LIFE INSURANCE CO ...	11/29/2023	127546	LONG TERM CARE	01-000-220600	OTHER INSURANCE PAYABLE	6.75
UNUM LIFE INSURANCE CO ...	11/29/2023	127546	LONG TERM CARE	01-000-220600	OTHER INSURANCE PAYABLE	119.00
UNUM LIFE INSURANCE CO ...	11/29/2023	127551	NOV 2023 EMPLOYER LIFE A... 01-110-500170		LIFE/LTD/LTC INSURANCE - ...	0.36
UNUM LIFE INSURANCE CO ...	11/29/2023	127551	NOV 2023 EMPLOYER LIFE A... 01-130-500170		LIFE/LTD/LTC INSURANCE - C...	36.58
UNUM LIFE INSURANCE CO ...	11/29/2023	127551	NOV 2023 EMPLOYER LIFE A... 01-130-500170		LIFE/LTD/LTC INSURANCE - C...	-0.04
UNUM LIFE INSURANCE CO ...	11/29/2023	127551	NOV 2023 EMPLOYER LIFE A... 01-220-500170		LIFE/LTD/LTC INSURANCE - ...	1.86
UNUM LIFE INSURANCE CO ...	11/29/2023	127551	NOV 2023 EMPLOYER LIFE A... 01-230-500170		LIFE/LTD/LTC INSURANCE - ...	-0.91
UNUM LIFE INSURANCE CO ...	11/29/2023	127551	NOV 2023 EMPLOYER LIFE A... 01-240-500170		LIFE/LTD/LTC INSURANCE - ...	14.31
UNUM LIFE INSURANCE CO ...	11/29/2023	127551	NOV 2023 EMPLOYER LIFE A... 01-240-500170		LIFE/LTD/LTC INSURANCE - ...	-30.52
UNUM LIFE INSURANCE CO ...	11/29/2023	127551	NOV 2023 EMPLOYER LIFE A... 01-350-500170		LIFE/LTD/LTC INSURANCE - O...	-67.14
UNUM LIFE INSURANCE CO ...	11/29/2023	127551	LIFE INSURANCE	01-000-220620	VOLUNTARY LIFE PAYABLE	1,839.31
UNUM LIFE INSURANCE CO ...	11/29/2023	127551	LIFE INSURANCE	01-000-220620	VOLUNTARY LIFE PAYABLE	28.29
UNUM LIFE INSURANCE CO ...	11/29/2023	127551	LIFE INSURANCE	01-000-220620	VOLUNTARY LIFE PAYABLE	1,797.58
<b>Vendor 4545 - UNUM LIFE INSURANCE CO OF AMER Total:</b>						<b>9,707.84</b>

**Vendor: 0001 - US TREASURY**

US TREASURY	11/09/2023	DFT0000955	MEDICARE WITHHOLDING	01-000-230100	FEDERAL W/H & MEDICARE ...	6,391.80
US TREASURY	11/09/2023	DFT0000956	FEDERAL WITHHOLDING	01-000-230100	FEDERAL W/H & MEDICARE ...	18,385.72
US TREASURY	11/16/2023	DFT0000970	MEDICARE WITHHOLDING	01-000-230100	FEDERAL W/H & MEDICARE ...	144.66
US TREASURY	11/16/2023	DFT0000971	FEDERAL WITHHOLDING	01-000-230100	FEDERAL W/H & MEDICARE ...	368.56
US TREASURY	11/22/2023	DFT0000988	MEDICARE WITHHOLDING	01-000-230100	FEDERAL W/H & MEDICARE ...	6,595.88
US TREASURY	11/22/2023	DFT0000989	FEDERAL WITHHOLDING	01-000-230100	FEDERAL W/H & MEDICARE ...	19,835.88
<b>Vendor 0001 - US TREASURY Total:</b>						<b>51,722.50</b>

**Vendor: 4596 - UTAH DEPT WORKFORCE SERVICES**

UTAH DEPT WORKFORCE SE...	11/15/2023	127483	R 6-910392-0/SEP 2023	01-110-500180	STATE UNEMPLOYMENT - M...	3,014.94
---------------------------	------------	--------	-----------------------	---------------	---------------------------	----------



**Paid Check Report**

**Payment Dates: 11/1/2023 - 11/30/2023**

Vendor Name	Payment Date	Payment Number	Description (Item)	Account Number	Account Name	Amount
UTAH DEPT WORKFORCE SE...	11/15/2023	127484	R 6-910392-0/OCT 2023	01-110-500180	STATE UNEMPLOYMENT - M...	3,420.15
<b>Vendor 4596 - UTAH DEPT WORKFORCE SERVICES Total:</b>						<b>6,435.09</b>
<b>Vendor: 4620 - UTAH LOCAL GOVERNMENTS TRUST</b>						
UTAH LOCAL GOVERNMENTS...	11/01/2023	127427	20120-AUTO/PHYSICAL DMG...	01-110-510450	GENERAL INSURANCE	166.39
<b>Vendor 4620 - UTAH LOCAL GOVERNMENTS TRUST Total:</b>						<b>166.39</b>
<b>Vendor: 4640 - UTAH RETIREMENT SYSTEMS</b>						
UTAH RETIREMENT SYSTEMS	11/09/2023	DFT0000937	TIER 2 DEFINED CONTRIBUTI...	01-000-220400	RETIREMENT CONTRIB PAYA...	1,560.96
UTAH RETIREMENT SYSTEMS	11/09/2023	DFT0000938	TIER 2 HYBRID CONTRIBUTI...	01-000-220400	RETIREMENT CONTRIB PAYA...	13,840.94
UTAH RETIREMENT SYSTEMS	11/09/2023	DFT0000939	457 CONTRIBUTION %	01-000-220400	RETIREMENT CONTRIB PAYA...	234.81
UTAH RETIREMENT SYSTEMS	11/09/2023	DFT0000940	457 CONTRIBUTION AMOUNT	01-000-220400	RETIREMENT CONTRIB PAYA...	75.00
UTAH RETIREMENT SYSTEMS	11/09/2023	DFT0000941	457 CONTRIB - BOARD	01-000-220400	RETIREMENT CONTRIB PAYA...	103.34
UTAH RETIREMENT SYSTEMS	11/09/2023	DFT0000942	457 CONTRIB - TIER 2	01-000-220400	RETIREMENT CONTRIB PAYA...	51.67
UTAH RETIREMENT SYSTEMS	11/09/2023	DFT0000945	401(K) \$ TIER 2 EMP CONTRIB	01-000-220400	RETIREMENT CONTRIB PAYA...	40.00
UTAH RETIREMENT SYSTEMS	11/09/2023	DFT0000946	TIER 2 DC 401K	01-000-220400	RETIREMENT CONTRIB PAYA...	2,565.03
UTAH RETIREMENT SYSTEMS	11/09/2023	DFT0000948	TIER 2 HYBRID 401K	01-000-220400	RETIREMENT CONTRIB PAYA...	155.66
UTAH RETIREMENT SYSTEMS	11/09/2023	DFT0000951	TIER 2 ROTH IRA CONTRIB A...	01-000-220400	RETIREMENT CONTRIB PAYA...	440.00
UTAH RETIREMENT SYSTEMS	11/09/2023	DFT0000952	ROTH IRA CONTRIBUTION A...	01-000-220400	RETIREMENT CONTRIB PAYA...	430.00
UTAH RETIREMENT SYSTEMS	11/09/2023	DFT0000953	TIER 2 - 457 CONTRIB	01-000-220400	RETIREMENT CONTRIB PAYA...	5.00
UTAH RETIREMENT SYSTEMS	11/09/2023	DFT0000954	UT STATE RET CONTRIBUTION	01-000-220400	RETIREMENT CONTRIB PAYA...	19,541.96
UTAH RETIREMENT SYSTEMS	11/16/2023	DFT0000965	TIER 2 HYBRID CONTRIBUTI...	01-000-220400	RETIREMENT CONTRIB PAYA...	438.95
UTAH RETIREMENT SYSTEMS	11/16/2023	DFT0000968	TIER 2 HYBRID 401K	01-000-220400	RETIREMENT CONTRIB PAYA...	4.94
UTAH RETIREMENT SYSTEMS	11/16/2023	DFT0000969	UT STATE RET CONTRIBUTION	01-000-220400	RETIREMENT CONTRIB PAYA...	71.88
UTAH RETIREMENT SYSTEMS	11/22/2023	DFT0000972	TIER 2 DEFINED CONTRIBUTI...	01-000-220400	RETIREMENT CONTRIB PAYA...	1,498.60
UTAH RETIREMENT SYSTEMS	11/22/2023	DFT0000973	TIER 2 HYBRID CONTRIBUTI...	01-000-220400	RETIREMENT CONTRIB PAYA...	14,480.38
UTAH RETIREMENT SYSTEMS	11/22/2023	DFT0000974	457 CONTRIBUTION %	01-000-220400	RETIREMENT CONTRIB PAYA...	237.26
UTAH RETIREMENT SYSTEMS	11/22/2023	DFT0000975	457 CONTRIBUTION AMOUNT	01-000-220400	RETIREMENT CONTRIB PAYA...	75.00
UTAH RETIREMENT SYSTEMS	11/22/2023	DFT0000978	401(K) \$ TIER 2 EMP CONTRIB	01-000-220400	RETIREMENT CONTRIB PAYA...	40.00
UTAH RETIREMENT SYSTEMS	11/22/2023	DFT0000979	TIER 2 DC 401K	01-000-220400	RETIREMENT CONTRIB PAYA...	2,464.29
UTAH RETIREMENT SYSTEMS	11/22/2023	DFT0000981	TIER 2 HYBRID 401K	01-000-220400	RETIREMENT CONTRIB PAYA...	162.79
UTAH RETIREMENT SYSTEMS	11/22/2023	DFT0000984	TIER 2 ROTH IRA CONTRIB A...	01-000-220400	RETIREMENT CONTRIB PAYA...	440.00
UTAH RETIREMENT SYSTEMS	11/22/2023	DFT0000985	ROTH IRA CONTRIBUTION A...	01-000-220400	RETIREMENT CONTRIB PAYA...	430.00
UTAH RETIREMENT SYSTEMS	11/22/2023	DFT0000986	TIER 2 - 457 CONTRIB	01-000-220400	RETIREMENT CONTRIB PAYA...	5.00
UTAH RETIREMENT SYSTEMS	11/22/2023	DFT0000987	UT STATE RET CONTRIBUTION	01-000-220400	RETIREMENT CONTRIB PAYA...	20,496.02
<b>Vendor 4640 - UTAH RETIREMENT SYSTEMS Total:</b>						<b>79,889.48</b>
<b>Vendor: 4650 - UTAH STATE TAX COMMISSION</b>						
UTAH STATE TAX COMMISSI...	11/08/2023	127440	STATE WITHHOLDING	01-000-230200	STATE W/H PAYABLE	9,907.43
UTAH STATE TAX COMMISSI...	11/08/2023	127440	STATE WITHHOLDING	01-000-230200	STATE W/H PAYABLE	10,246.31
<b>Vendor 4650 - UTAH STATE TAX COMMISSION Total:</b>						<b>20,153.74</b>
<b>Vendor: 4691 - UTILITY COST SOLUTIONS, INC.</b>						
UTILITY COST SOLUTIONS, IN...	11/01/2023	127428	UTIL BILL AUDIT/JUN-SEP 23	01-240-510460	UTILITIES - WW	745.00
<b>Vendor 4691 - UTILITY COST SOLUTIONS, INC. Total:</b>						<b>745.00</b>

**Paid Check Report**

**Payment Dates: 11/1/2023 - 11/30/2023**

Vendor Name	Payment Date	Payment Number	Description (Item)	Account Number	Account Name	Amount
<b>Vendor: 4693 - UTOPIA</b>						
UTOPIA	11/15/2023	127485	NOV 2023 FIBER OPTICS	01-360-510470	TELEPHONE	1,325.93
<b>Vendor 4693 - UTOPIA Total:</b>						<b>1,325.93</b>
<b>Vendor: 5136 - VANCON INC</b>						
VANCON INC	11/01/2023	127430	PMT #8/20D:KENT BOOST P...	01-340-520920	INFRASTRUCTURE PURCHAS...	846,026.40
VANCON INC	11/01/2023	127430	RETENTION/20D - PMT NO 8	01-000-210110	RETAINAGE	-42,301.32
<b>Vendor 5136 - VANCON INC Total:</b>						<b>803,725.08</b>
<b>Vendor: 4704 - VERIZON WIRELESS</b>						
VERIZON WIRELESS	11/01/2023	DFT0000935	Verizon Wireless Services	01-360-510470	TELEPHONE	1,437.24
VERIZON WIRELESS	11/21/2023	DFT0000994	Verizon Wireless Services	01-360-510470	TELEPHONE	1,437.24
<b>Vendor 4704 - VERIZON WIRELESS Total:</b>						<b>2,874.48</b>
<b>Vendor: 5178 - VOYA RETIREMENT INSURANCE AND ANNUITY COMPANY</b>						
VOYA RETIREMENT INSURAN...	11/09/2023	DFT0000943	401(K) CONTRIBUTIONS	01-000-220400	RETIREMENT CONTRIB PAYA...	22.00
VOYA RETIREMENT INSURAN...	11/09/2023	DFT0000944	401(K) CONTRIBUTIONS	01-000-220400	RETIREMENT CONTRIB PAYA...	25,898.67
VOYA RETIREMENT INSURAN...	11/09/2023	DFT0000949	401(K) LOAN PAYMENT	01-000-220400	RETIREMENT CONTRIB PAYA...	1,531.51
VOYA RETIREMENT INSURAN...	11/09/2023	DFT0000950	401(K) LOAN PAYMENT	01-000-220400	RETIREMENT CONTRIB PAYA...	466.38
VOYA RETIREMENT INSURAN...	11/09/2023	DFT0000958	VOYA/EMP #65 CORRECTION	01-000-220400	RETIREMENT CONTRIB PAYA...	33.41
VOYA RETIREMENT INSURAN...	11/16/2023	DFT0000966	401(K) CONTRIBUTIONS	01-000-220400	RETIREMENT CONTRIB PAYA...	582.99
VOYA RETIREMENT INSURAN...	11/22/2023	DFT0000976	401(K) CONTRIBUTIONS	01-000-220400	RETIREMENT CONTRIB PAYA...	22.00
VOYA RETIREMENT INSURAN...	11/22/2023	DFT0000977	401(K) CONTRIBUTIONS	01-000-220400	RETIREMENT CONTRIB PAYA...	27,243.22
VOYA RETIREMENT INSURAN...	11/22/2023	DFT0000982	401(K) LOAN PAYMENT	01-000-220400	RETIREMENT CONTRIB PAYA...	1,531.51
VOYA RETIREMENT INSURAN...	11/22/2023	DFT0000983	401(K) LOAN PAYMENT	01-000-220400	RETIREMENT CONTRIB PAYA...	533.20
VOYA RETIREMENT INSURAN...	11/21/2023	DFT0000997	VOYA/EMP #65 CORRECTION	01-000-220400	RETIREMENT CONTRIB PAYA...	-33.41
<b>Vendor 5178 - VOYA RETIREMENT INSURANCE AND ANNUITY COMPANY Total:</b>						<b>57,831.48</b>
<b>Vendor: 4880 - WEST VALLEY CITY</b>						
WEST VALLEY CITY	11/15/2023	127486	2023 ASPHALT OVERLAY PRO...	01-340-520920	INFRASTRUCTURE PURCHAS...	11,480.00
WEST VALLEY CITY	11/21/2023	127516	2023 ASPHALT OVERLAY PRO...	01-340-520920	INFRASTRUCTURE PURCHAS...	84,940.00
WEST VALLEY CITY	11/15/2023	DFT0000964	OCT 2023 STRMWTR/ST LIG...	01-110-510460	UTILITIES - MGMT	783.00
WEST VALLEY CITY	11/15/2023	DFT0000964	OCT 2023 STRMWTR/ST LIG...	01-230-510460	UTILITIES - WTR	465.00
WEST VALLEY CITY	11/15/2023	DFT0000964	OCT 2023 STRMWTR/ST LIG...	01-240-510460	UTILITIES - WW	200.10
<b>Vendor 4880 - WEST VALLEY CITY Total:</b>						<b>97,868.10</b>
<b>Vendor: 4885 - WESTECH FUEL EQUIPMENT</b>						
WESTECH FUEL EQUIPMENT	11/29/2023	127547	SHOP-OIL PUMP, FUEL GAUG...	01-260-510230	VEHICLE FUEL - BLD/FLT MAI...	797.92
<b>Vendor 4885 - WESTECH FUEL EQUIPMENT Total:</b>						<b>797.92</b>
<b>Vendor: 2242 - WEX BANK</b>						
WEX BANK	11/01/2023	127393	SEP 2023 FUEL CHARGE	01-260-510230	VEHICLE FUEL - BLD/FLT MAI...	168.52
WEX BANK	11/15/2023	127456	OCT 2023 FULE CHARGE	01-260-510230	VEHICLE FUEL - BLD/FLT MAI...	384.75
<b>Vendor 2242 - WEX BANK Total:</b>						<b>553.27</b>
<b>Vendor: 4910 - WHEELER MACHINERY CO</b>						
WHEELER MACHINERY CO	11/15/2023	127487	WARRANTY REPAIR CREDIT	01-350-520210	REPAIR SUPPLIES - OPERATOR	-169.94
WHEELER MACHINERY CO	11/15/2023	127487	WARRANTY REPAIR	01-350-520210	REPAIR SUPPLIES - OPERATOR	169.94

**Paid Check Report**

**Payment Dates: 11/1/2023 - 11/30/2023**

Vendor Name	Payment Date	Payment Number	Description (Item)	Account Number	Account Name	Amount
WHEELER MACHINERY CO	11/15/2023	127487	Decker North generator block..01-350-520210		REPAIR SUPPLIES - OPERATOR	310.04
WHEELER MACHINERY CO	11/15/2023	127487	5/11/2023_WWPS_Annual G...01-350-520210		REPAIR SUPPLIES - OPERATOR	994.59
WHEELER MACHINERY CO	11/15/2023	127487	5/11/2023_WWPS_Annual G...01-350-520210		REPAIR SUPPLIES - OPERATOR	1,517.13
WHEELER MACHINERY CO	11/15/2023	127487	5/11/2023_WWPS_Annual G...01-350-520210		REPAIR SUPPLIES - OPERATOR	905.93
WHEELER MACHINERY CO	11/15/2023	127487	5/11/2023_WWPS_Annual G...01-350-520210		REPAIR SUPPLIES - OPERATOR	1,395.59
WHEELER MACHINERY CO	11/15/2023	127487	5/11/2023_WWPS_Annual G...01-350-520210		REPAIR SUPPLIES - OPERATOR	1,579.53
WHEELER MACHINERY CO	11/15/2023	127487	5/11/2023_WWPS_Annual G...01-350-520210		REPAIR SUPPLIES - OPERATOR	1,476.45
WHEELER MACHINERY CO	11/15/2023	127487	5/11/2023_WWPS_Annual G...01-350-520210		REPAIR SUPPLIES - OPERATOR	1,016.63
WHEELER MACHINERY CO	11/15/2023	127487	5/11/2023_WWPS_Annual G...01-350-520210		REPAIR SUPPLIES - OPERATOR	875.08
WHEELER MACHINERY CO	11/15/2023	127487	5/11/2023_WWPS_Annual G...01-350-520210		REPAIR SUPPLIES - OPERATOR	925.46
WHEELER MACHINERY CO	11/15/2023	127487	5/11/2023_WWPS_Annual G...01-350-520210		REPAIR SUPPLIES - OPERATOR	1,557.25
WHEELER MACHINERY CO	11/15/2023	127487	5/11/2023_WWPS_Annual G...01-350-520210		REPAIR SUPPLIES - OPERATOR	1,638.40
WHEELER MACHINERY CO	11/15/2023	127487	GHID Office Back-Up Genera... 01-350-520210		REPAIR SUPPLIES - OPERATOR	1,582.71
WHEELER MACHINERY CO	11/21/2023	127517	05/11/2023_WWPS_Annual ... 01-350-520210		REPAIR SUPPLIES - OPERATOR	-924.56
WHEELER MACHINERY CO	11/21/2023	127517	5/11/2023_WWPS_Annual G...01-350-520210		REPAIR SUPPLIES - OPERATOR	1,517.13
WHEELER MACHINERY CO	11/21/2023	127517	5/11/2023_WWPS_Annual G...01-350-520210		REPAIR SUPPLIES - OPERATOR	1,053.91
WHEELER MACHINERY CO	11/21/2023	127517	5/11/2023_WWPS_Annual G...01-350-520210		REPAIR SUPPLIES - OPERATOR	1,653.47
WHEELER MACHINERY CO	11/21/2023	127517	5/11/2023_WWPS_Annual G...01-350-520210		REPAIR SUPPLIES - OPERATOR	855.22
<b>Vendor 4910 - WHEELER MACHINERY CO Total:</b>						<b>19,929.96</b>
<b>Vendor: 5211 - XCEL GC</b>						
XCEL GC	11/15/2023	127493	XCEL GENERAL/FIRE HYDRAN...01-000-430990		MISC INCOME	1,281.24
<b>Vendor 5211 - XCEL GC Total:</b>						<b>1,281.24</b>
<b>Vendor: 5070 - ZIONS FIRST NATIONAL BANK</b>						
ZIONS FIRST NATIONAL BANK	11/21/2023	127518	INTEREST/'23 WTR & SWR R... 01-000-115821		ZIONS TRUST - SERIES 2023A ...	2,966.39
<b>Vendor 5070 - ZIONS FIRST NATIONAL BANK Total:</b>						<b>2,966.39</b>
<b>Grand Total:</b>						<b>9,549,091.35</b>

# Report Summary

## Fund Summary

Fund	Payment Amount
01 - GENERAL FUND	9,549,091.35
<b>Grand Total:</b>	<b>9,549,091.35</b>

## Account Summary

Account Number	Account Name	Payment Amount
01-000-115821	ZIONS TRUST - SERIES 20...	2,966.39
01-000-116000	CREDIT CARD POINTS	-140.43
01-000-210110	RETAINAGE	-214,924.79
01-000-210150	AMEX/MC PAYABLE	14,405.40
01-000-220400	RETIREMENT CONTRIB P...	137,720.96
01-000-220500	HEALTH INSURANCE PA...	352,564.27
01-000-220600	OTHER INSURANCE PAY...	498.70
01-000-220610	LEGAL SHIELD PAYABLE	177.56
01-000-220620	VOLUNTARY LIFE PAYAB...	9,296.37
01-000-220710	EMPLOYEE ACCRUED SA...	140.43
01-000-220900	CAFETERIA PLAN PAYAB...	22,721.53
01-000-230100	FEDERAL W/H & MEDIC...	51,722.50
01-000-230200	STATE W/H PAYABLE	20,153.74
01-000-410300	ENGINEERING FEES	1,250.00
01-000-430800	CREDIT CARD POINTS RE...	-10.78
01-000-430990	MISC INCOME	4,369.68
01-105-510480	TRAINING & EDUCATION...	56.68
01-110-500130	HEALTH INSURANCE - M...	27,173.64
01-110-500170	LIFE/LTD/LTC INSURANC...	0.98
01-110-500180	STATE UNEMPLOYMENT ...	6,435.09
01-110-510430	GENERAL ADMINISTRAT...	8,393.31
01-110-510432	GENERAL ADMINISTRAT...	1,959.58
01-110-510450	GENERAL INSURANCE	166.39
01-110-510460	UTILITIES - MGMT	10,868.05
01-110-510480	TRAINING & EDUCATION...	509.67
01-110-510500	LEGAL EXPENSE	11,636.00
01-110-510520	PROFESSIONAL CONSULT..	220.40
01-110-510530	PUBLIC RELATIONS/CON...	3,250.10
01-110-510540	BANKING & BONDING E...	953.43
01-110-510591	PAYMENTS TO OTHER G...	6,927.18
01-120-500130	HEALTH INSURANCE - HR	-0.01
01-130-500130	HEALTH INSURANCE - C...	-3,502.61
01-130-500170	LIFE/LTD/LTC INSURANC...	-32.20
01-130-510220	BUILDINGS & GROUNDS -..	4,988.48
01-130-510410	OFFICE SUPPLIES/PRINT...	336.79

Payroll Taxes and Employee Benefits \$629,090.73

**Account Summary**

Account Number	Account Name	Payment Amount	
01-130-510420	POSTAGE & MAILING	17,060.35	
01-130-510480	TRAINING & EDUCATION...	99.00	
01-140-500130	HEALTH INSURANCE - M...	-99.29	
01-140-500170	LIFE/LTD/LTC INSURANC...	33.86	
01-140-520210	REPAIR SUPPLIES - METER	1,854.19	
01-210-510490	SAFETY EXPENSE	3,064.96	
01-220-500130	HEALTH INSURANCE - W...	-0.03	
01-220-500170	LIFE/LTD/LTC INSURANC...	0.00	
01-220-510480	TRAINING & EDUCATION...	1,500.00	
01-220-520210	REPAIR SUPPLIES - WTR ...	59,450.52	
01-220-520240	TOOLS & SUPPLIES - WTR..	726.47	
01-230-500010	SALARIES & WAGES - W...	4,614.10	
01-230-500130	HEALTH INSURANCE - W...	-899.70	
01-230-500170	LIFE/LTD/LTC INSURANC...	-0.91	
01-230-510460	UTILITIES - WTR	65,894.65	
01-230-510480	TRAINING & EDUCATION...	2,084.09	
01-230-510910	MACHINERY & EQUIPM...	888.39	
01-230-520210	REPAIR SUPPLIES - WTR...	18,237.00	
01-231-510910	MACHINERY & EQUIPM...	7,971.06	
01-231-530270	WATER TESTING FEES	4,109.43	
01-240-500130	HEALTH INSURANCE - ...	450.87	
01-240-500170	LIFE/LTD/LTC INSURANC...	-31.82	
01-240-510460	UTILITIES - WW	20,535.94	
01-240-510480	TRAINING & EDUCATION...	514.00	
01-240-510910	MACHINERY & EQUIPM...	101,296.00	
01-240-520210	REPAIR SUPPLIES - WW ...	11,940.92	
01-240-520240	TOOLS & SUPPLIES - WW...	2,767.88	
01-260-500130	HEALTH INSURANCE - B...	-0.01	
01-260-510230	VEHICLE FUEL - BLD/FLT...	18,941.21	
01-260-510235	VEHICLE LEASE	5,738.66	
01-260-520210	REPAIR SUPPLIES - BLD/F...	32,338.65	
01-260-520240	TOOLS & SUPPLIES - BLD...	177.98	
01-320-500130	HEALTH INSURANCE - S...	-0.01	
01-330-510480	TRAINING & EDUCATION...	-185.00	
01-330-520240	TOOLS & SUPPLIES - BLU...	440.91	
01-340-500130	HEALTH INSURANCE - E...	-0.01	
01-340-510520	PROFESSIONAL CONSULT...	6,110.80	
01-340-520920	INFRASTRUCTURE PURC...	6,622,879.37	Infrastructure \$6,407,954.58
01-350-500170	LIFE/LTD/LTC INSURANC...	-47.27	
01-350-520210	REPAIR SUPPLIES - OPER...	28,953.04	
01-350-520240	TOOLS & SUPPLIES - OPE...	451.15	
01-350-530250	WATER SUPPLY EXPENSE	808,445.67	Jordan Valley Water

**Account Summary**

Account Number	Account Name	Payment Amount
01-360-510220	BUILDINGS & GROUNDS --	14,472.16
01-360-510440	COMPUTER SUPPLIES/E...	76,874.28
01-360-510470	TELEPHONE	15,699.94
01-360-510480	TRAINING & EDUCATION...	56.68
01-400-580310	FACILITY OPERATION - C...	421,979.99
01-400-580320	PROJECT BETTERMENTS-...	131,249.17
01-400-580340	PRETREATMENT FIELD - ...	28,199.98
01-400-580350	LABORATORY - C.V.	24,660.96
01-400-580380	CVW DEBT SERVICE	504,338.64
<b>Grand Total:</b>		<b>9,549,091.35</b>

Central Valley Water \$1,110,428.74

**Project Account Summary**

Project Account Key	Payment Amount
**None**	2,926,211.98
20BCONSTMGMT	34,507.90
20BCONSTRUCTION	599,432.48
20DCONSTMGMT	25,491.81
20DCONSTRUCTION	846,026.40
20ECONSTMGMT	1,654.00
20ICONSTMGMT	3,635.25
20ICONSTRUCTION	1,758,370.63
21FCONTRACT	2,200.92
21JCONSTMGMTAMDMS	807.70
22CCONSTRUCTION	311,593.54
22DCHANGEORDERS	1,000.13
22DCONSTMGMT	7,103.62
22DCONSTRUCTION	252,726.10
22FCONSTMGMT	21,972.56
22FCONSTR	596,603.50
23BDESIGNAMEND	6,000.00
23C Design	2,696.00
23CHESTER	27,500.00
23DDESIGN	10,204.73
23FDESIGN	7,221.50
23G Design	9,455.00
23LDESIGN	4,133.75
23TLANDPURCHASE	1,996,121.85
WVCONSTR	96,420.00
<b>Grand Total:</b>	<b>9,549,091.35</b>

**% of Total**

Infrastructure	\$ 6,407,954.58	67%
Central Valley Water	\$ 1,110,428.74	12%
Jordan Valley Water	\$ 808,445.67	8%
Payroll Taxes and Employee Benefits	\$ 629,090.73	7%
Other	\$ 593,171.63	6%



Granger-Hunter Improvement District, UT

# Bank Transaction Report Transaction Detail

Issued Date Range: 11/01/2023 - 11/30/2023

Cleared Date Range: -

Issued Date	Number	Description	Module	Status	Amount
<b>Bank Account: 01-000-110100 - CASH - GENERAL CHECKING</b>					
11/09/2023	<a href="#">EFT0000048</a>	Payroll EFT	Payroll	Pending Clear	-181,893.74
11/16/2023	<a href="#">2025</a>	2025	Payroll	Pending Clear	-1,455.42
11/16/2023	<a href="#">EFT0000050</a>	Payroll EFT	Payroll	Pending Clear	-2,864.56
11/22/2023	<a href="#">2026</a>	2026	Payroll	Pending Clear	-1,419.49
11/22/2023	<a href="#">EFT0000051</a>	Payroll EFT	Payroll	Pending Clear	-188,619.84
<b>Bank Account 01-000-110100 Total: (5)</b>					<b>-376,253.05</b>
<b>Report Total: (5)</b>					<b>-376,253.05</b>

### Summary

Bank Account	Count	Amount
<a href="#">01-000-110100 CASH - GENERAL CHECKING</a>	5	-376,253.05
<b>Report Total:</b>	<b>5</b>	<b>-376,253.05</b>

Cash Account	Count	Amount
<a href="#">01 01-000-110100 CASH - GENERAL CHECKING</a>	5	-376,253.05
<b>Report Total:</b>	<b>5</b>	<b>-376,253.05</b>

Transaction Type	Count	Amount
Check	2	-2,874.91
EFT	3	-373,378.14
<b>Report Total:</b>	<b>5</b>	<b>-376,253.05</b>





# Bank Transaction Report Transaction Detail

Issued Date Range: 11/01/2023 - 11/30/2023

Cleared Date Range: -

Issued Date	Number	Description	Module	Type	Amount
<b>Bank Account: 01-000-110100 - CASH - GENERAL CHECKING</b>					
11/01/2023	<a href="#">33830</a>	Milena Thomas	Utility Billing	Check	-50.45
11/01/2023	<a href="#">33831</a>	Eric Malouf	Utility Billing	Check	-189.73
11/01/2023	<a href="#">33832</a>	Jerry R Bryant	Utility Billing	Check	-41.69
11/01/2023	<a href="#">33833</a>	Helen Valdez	Utility Billing	Check	-90.63
11/01/2023	<a href="#">33834</a>	Doreen Thomas	Utility Billing	Check	-222.72
11/01/2023	<a href="#">33835</a>	Marica Golemba	Utility Billing	Check	-38.05
11/01/2023	<a href="#">33836</a>	Alyssa Bell	Utility Billing	Check	-89.44
11/01/2023	<a href="#">33837</a>	Lalani Warr	Utility Billing	Check	-45.15
11/09/2023	<a href="#">33838</a>	Troy Lee Williams	Utility Billing	Check	-97.81
11/09/2023	<a href="#">33839</a>	Lee Balmforth	Utility Billing	Check	-252.25
11/09/2023	<a href="#">33840</a>	Elwin Kyi	Utility Billing	Check	-3.13
11/09/2023	<a href="#">33841</a>	Albert L De Carlo	Utility Billing	Check	-119.72
11/09/2023	<a href="#">33842</a>	Hyrum Roundy	Utility Billing	Check	-200.00
11/09/2023	<a href="#">33843</a>	Pedro Daniel Modesto Mireles	Utility Billing	Check	-109.75
11/09/2023	<a href="#">33844</a>	Michelle M Nguyen	Utility Billing	Check	-94.64
11/09/2023	<a href="#">33845</a>	Richard B Mumford	Utility Billing	Check	-58.37
11/09/2023	<a href="#">33846</a>	J Kristine Wilkins	Utility Billing	Check	-197.52
11/09/2023	<a href="#">33847</a>	Joshua D Ward	Utility Billing	Check	-122.87
11/09/2023	<a href="#">33848</a>	Jose David Pineda	Utility Billing	Check	-157.49
11/09/2023	<a href="#">33849</a>	William Lopez-Rodriguez	Utility Billing	Check	-46.51
11/09/2023	<a href="#">33850</a>	Alex Radtke	Utility Billing	Check	-100.79
11/09/2023	<a href="#">33851</a>	Svetlana Bryner	Utility Billing	Check	-169.73
11/09/2023	<a href="#">33852</a>	Soileti Moa	Utility Billing	Check	-288.40
11/09/2023	<a href="#">33853</a>	Jeremy Norman	Utility Billing	Check	-143.01
11/09/2023	<a href="#">33854</a>	Brian Ogden	Utility Billing	Check	-124.33
11/09/2023	<a href="#">33855</a>	Excel Management & Finance Inc	Utility Billing	Check	-30.38
11/09/2023	<a href="#">33856</a>	Crystal Lindsay Preuer	Utility Billing	Check	-41.94
11/09/2023	<a href="#">33857</a>	Caron Wanlass	Utility Billing	Check	-26.21
11/09/2023	<a href="#">33858</a>	Lawrence W Butler	Utility Billing	Check	-49.44
11/09/2023	<a href="#">33859</a>	Tanya R Stephens	Utility Billing	Check	-85.19
11/09/2023	<a href="#">33860</a>	Mc Coy Evans	Utility Billing	Check	-100.00
11/09/2023	<a href="#">33861</a>	Tammy Mireles	Utility Billing	Check	-368.24
11/09/2023	<a href="#">33862</a>	Asansar Joseph Ameen	Utility Billing	Check	-424.52
11/09/2023	<a href="#">33863</a>	Juan Enrique Hernandez	Utility Billing	Check	-97.93
11/09/2023	<a href="#">33864</a>	Christina L McMichael	Utility Billing	Check	-115.18
11/09/2023	<a href="#">33865</a>	Geraldine Ness	Utility Billing	Check	-31.13

**Bank Transaction Report**

**Issued Date Range: -**

**Issued**

<b>Date</b>	<b>Number</b>	<b>Description</b>	<b>Module</b>	<b>Type</b>	<b>Amount</b>
11/09/2023	<a href="#">33866</a>	Elsie Herrera	Utility Billing	Check	-120.50
11/09/2023	<a href="#">33867</a>	Michael Harrison	Utility Billing	Check	-79.54
11/09/2023	<a href="#">33868</a>	Norman G Segó	Utility Billing	Check	-96.78
11/09/2023	<a href="#">33869</a>	Katelynn Everitt	Utility Billing	Check	-111.44
11/09/2023	<a href="#">33870</a>	Chelsea Giles	Utility Billing	Check	-56.19
11/16/2023	<a href="#">33871</a>	Vanessa Ramirez	Utility Billing	Check	-155.59
11/16/2023	<a href="#">33872</a>	Davidson Realty Inc	Utility Billing	Check	-66.12
11/16/2023	<a href="#">33873</a>	Kelly Martinez	Utility Billing	Check	-144.99
11/16/2023	<a href="#">33874</a>	Raetta Lee	Utility Billing	Check	-347.90
11/16/2023	<a href="#">33875</a>	Jose Luis Chavez	Utility Billing	Check	-19.87
11/16/2023	<a href="#">33876</a>	Tom L Mansfield	Utility Billing	Check	-95.02
11/16/2023	<a href="#">33877</a>	Khanh Ha Hartnguyen	Utility Billing	Check	-75.88
11/16/2023	<a href="#">33878</a>	Joni D Jones	Utility Billing	Check	-47.61
11/16/2023	<a href="#">33879</a>	Upuple Mana Langi	Utility Billing	Check	-39.44
11/16/2023	<a href="#">33880</a>	Deborah Iskow	Utility Billing	Check	-239.52
11/16/2023	<a href="#">33881</a>	Denise Nielson	Utility Billing	Check	-56.74
11/16/2023	<a href="#">33882</a>	Jessica Lee Contreras	Utility Billing	Check	-140.06
11/16/2023	<a href="#">33883</a>	Sandra M Askee	Utility Billing	Check	-43.64
11/16/2023	<a href="#">33884</a>	Kathleen Kingston	Utility Billing	Check	-195.65
11/16/2023	<a href="#">33885</a>	Kingmond Tang	Utility Billing	Check	-34.73
11/16/2023	<a href="#">33886</a>	Jose A Paredes	Utility Billing	Check	-250.48
11/16/2023	<a href="#">33887</a>	Utah House Solutions LLC	Utility Billing	Check	-292.92
11/16/2023	<a href="#">33888</a>	Annmarie Bond	Utility Billing	Check	-65.99
11/22/2023	<a href="#">33889</a>	Platinum Marketing and Sales LLC	Utility Billing	Check	-29.40
11/22/2023	<a href="#">33890</a>	Douglas Johnson	Utility Billing	Check	-128.80
11/22/2023	<a href="#">33891</a>	Carma Jessop	Utility Billing	Check	-35.26
11/22/2023	<a href="#">33892</a>	Gabriel Torres	Utility Billing	Check	-204.93
11/22/2023	<a href="#">33893</a>	Ronald B Patrick	Utility Billing	Check	-74.36
11/22/2023	<a href="#">33894</a>	Mario Garcia	Utility Billing	Check	-100.00
11/22/2023	<a href="#">33895</a>	Daniel C Hjorth	Utility Billing	Check	-120.36
11/22/2023	<a href="#">33896</a>	Michael B Brown	Utility Billing	Check	-100.00
11/22/2023	<a href="#">33897</a>	LDS Church #5067286	Utility Billing	Check	-714.44
11/22/2023	<a href="#">33898</a>	Bernice Palama	Utility Billing	Check	-99.23
11/22/2023	<a href="#">33899</a>	Jose H Ortiz	Utility Billing	Check	-227.26
11/22/2023	<a href="#">33900</a>	Madian Barahona	Utility Billing	Check	-397.95
11/22/2023	<a href="#">33901</a>	Mark Klein	Utility Billing	Check	-34.52
11/22/2023	<a href="#">33902</a>	Lloyd E Oswald	Utility Billing	Check	-26.65
11/22/2023	<a href="#">33903</a>	Jimmy & Meagan LLC	Utility Billing	Check	-73.16
11/22/2023	<a href="#">33904</a>	Banded Properties LLC	Utility Billing	Check	-83.25
11/30/2023	<a href="#">33905</a>	Juan Braulio Bastidas	Utility Billing	Check	-6,619.49
11/30/2023	<a href="#">33906</a>	Jillene Argust	Utility Billing	Check	-50.43
11/30/2023	<a href="#">33907</a>	Jose F Zelaya	Utility Billing	Check	-80.00
11/30/2023	<a href="#">33908</a>	WVC 3279 LLC	Utility Billing	Check	-306.69

**Bank Transaction Report**

**Issued Date Range: -**

<b>Issued Date</b>	<b>Number</b>	<b>Description</b>	<b>Module</b>	<b>Status</b>	<b>Amount</b>
11/30/2023	<a href="#">33909</a>	7 F Properties LLC	Utility Billing	Outstanding	-856.20
11/30/2023	<a href="#">33910</a>	Thuvan Gulmahong	Utility Billing	Outstanding	-87.47
11/30/2023	<a href="#">33911</a>	Ned A Woodward	Utility Billing	Outstanding	-4,963.00
<b>Bank Account 01-000-110100 Total: (82)</b>					<b>-22,613.79</b>
<b>Report Total: (82)</b>					<b>-22,613.79</b>

Bank Transaction Report

Issued Date Range: -

Summary

Bank Account	Count	Amount
<a href="#">01-000-110100 CASH - GENERAL CHECKING</a>	82	-22,613.79
<b>Report Total:</b>	<b>82</b>	<b>-22,613.79</b>

Cash Account	Count	Amount
<a href="#">01 01-000-110100 CASH - GENERAL CHECKING</a>	82	-22,613.79
<b>Report Total:</b>	<b>82</b>	<b>-22,613.79</b>

Transaction Type	Count	Amount
Check	82	-22,613.79
<b>Report Total:</b>	<b>82</b>	<b>-22,613.79</b>



# ADMINISTRATIVE SERVICES UPDATE




# Meter Purchase Request

**Purchase Description:** The District Meter Division intends to purchase 41 OMNI Meters, 24 IPERL meters, parts and gaskets to replace aging meters that are past their recommended life.

**Vendor:** MountainLand Supply is the sole source vendor for facilitating acquisition of these meters. In addition, these items are readily available in stock.

**Approval Requested:** Consider approval for the purchase of meters and meter parts in the amount of \$55,442.43 from MountainLand Supply



**MOUNTAINLAND**  
SUPPLY COMPANY

MJOR MOUNTAINLAND SUPPLY COMPANY  
1505 West 130 South  
Orem, UT 84058  
801-224-8050  
Fax 801-224-8058

**Acknowledgement**

ORDER DATE	ORDER NUMBER
11/30/2023	S105829606
REMIT TO: MLSC MOUNTAINLAND SUPPLY COMPANY PO Box 127 OREM, UT 84058-0127	
PAGE NO. 1 of 1	

SOLD TO:

GRANGER HUNTER IMPROVEMENT DIST.  
P.O. BOX 701110  
WEST VALLEY, UT 84170

SHIP TO:

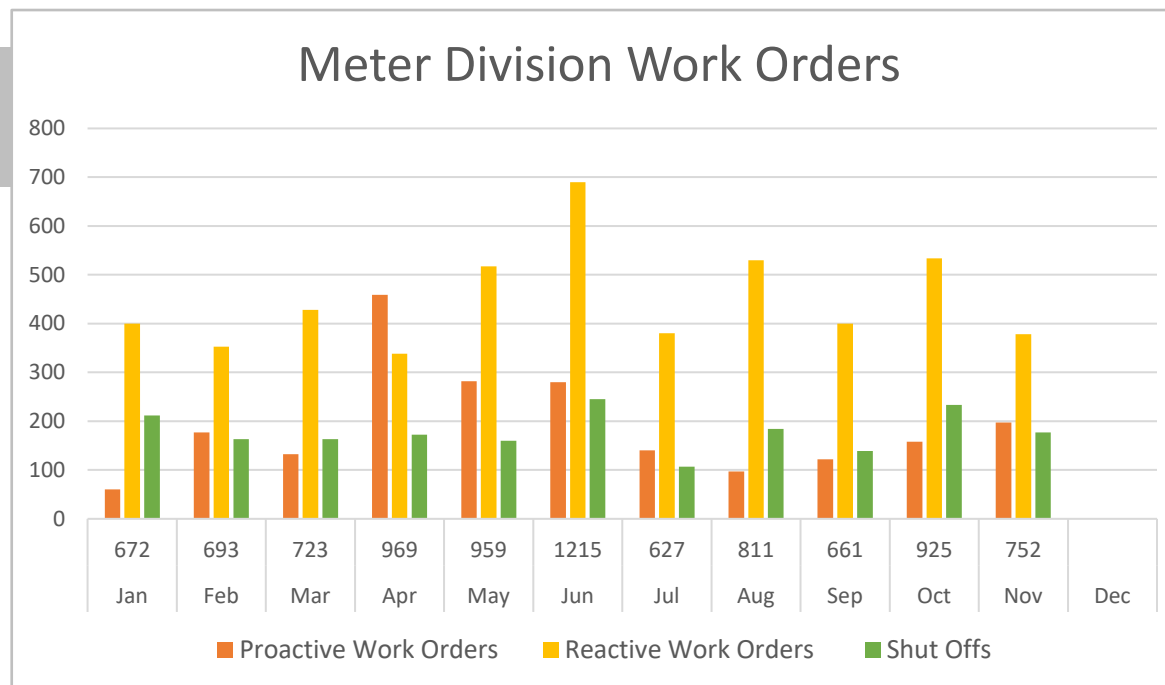
MISC WATER DEPT. GRANGER HUNTER IMP  
WATER DEPT.  
2888 SOUTH 3600 WEST  
WEST VALLEY, UT 84170

CUSTOMER NUMBER	CUSTOMER PO NUMBER	JOB NAME / RELEASE NUMBER	SALESPERSON	
18356	2023 End Of Year		CHRIS SEAL	
WRITER	SHIP VIA	TERMS	SHIP DATE	FREIGHT ALLOWED
KELA DE COSTA	OT SALT LAKE	NET 30TH	01/13/2024	No
ORDER QTY	DESCRIPTION		UNIT PRICE	EXT PRICE
5ea	SENSUS 1.5 OMNI+ R2 13LL 1G W/ INT STR - TR/PL L/HSG CONFIG: R1X1XX2GXWXXXSD ** OLD PN .170064		703.422/ea	3517.11
24ea	SENSUS 1 IPERL 10.75 LL 1GAL TR/PL 2-WIRE TRPL W/ 6FT CABLE 1GAL CONFIG# I4-S-1GB-XX		270.431/ea	6490.35
36ea	SENSUS 2 OMNI+ T2 17 LL 1G W/INT STR - TR/PL L/HSG - PULSE TEST - CONFIG: T2X1XXBG1WXXXSD OLD PN .602473		1226.875/ea	44167.50
50ea	FORD 1-1/2 METER GASKET - FULL FACE		1.920/ea	96.00
500ea	FORD GT-118 3/4 GASKET - RUBBER - YOKE END GASKET - 13/16x1-11/32x1/8		0.433/ea	216.67
60ea	FORD GT-116 3/4 GASKET - COMPOSITION - METER		1.327/ea	79.60
30ea	FORD A23-NL 5/8x3/4 METER ADAPTER (PER EACH) - 5/8x3/4 METER TO 3/4 METER LENGTH		16.507/ea	495.20
150ea	FORD 2 METER GASKET - FULL FACE		2.533/ea	380.00
NOTE- This is not a quote! Pricing, tax, S&H charges and quantities are not guaranteed and must be confirmed by you.			Subtotal	55442.43
			S&H Charges	0.00
			Tax	0.00
			<b>Total</b>	<b>55442.43</b>

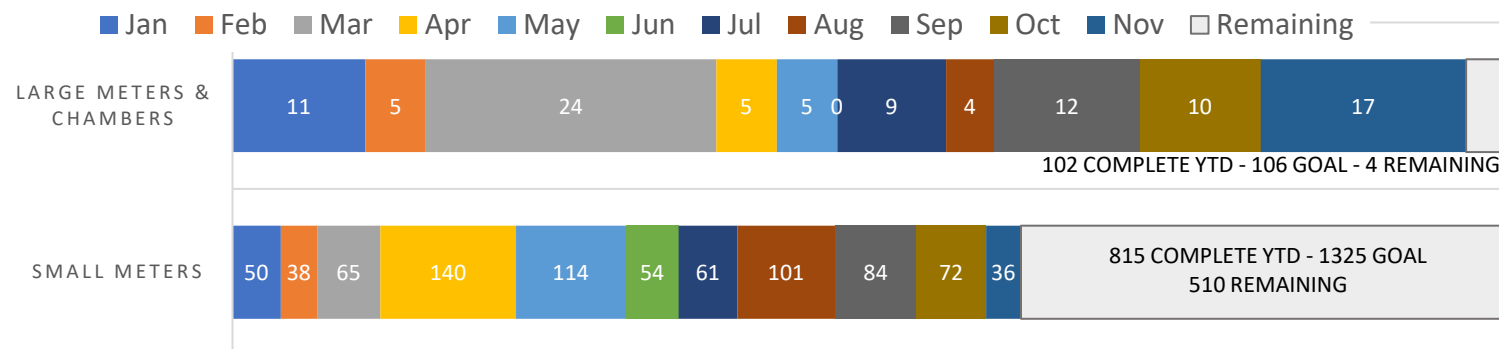
# Meter Systems Update

The Meter department completed 752 work orders in November.

- 197 for proactive work such as large meter inspections, leaving door notices for new customer, changing old meters before they stop and meter testing.
- 378 for reactive work such as responding to customer calls for leak checks, turn-ons and shutdowns. It also includes making repairs that arise from routine meter reading or billing such as stopped meters and broken MXU radios.
- 177 for shut offs of delinquent accounts. Meter techs contacted 69 of those customers at the door and avoided disruption of their service.




### NEW METERS INSTALLED YEAR TO DATE





# WATER MAINTENANCE UPDATE





# Water Systems Update

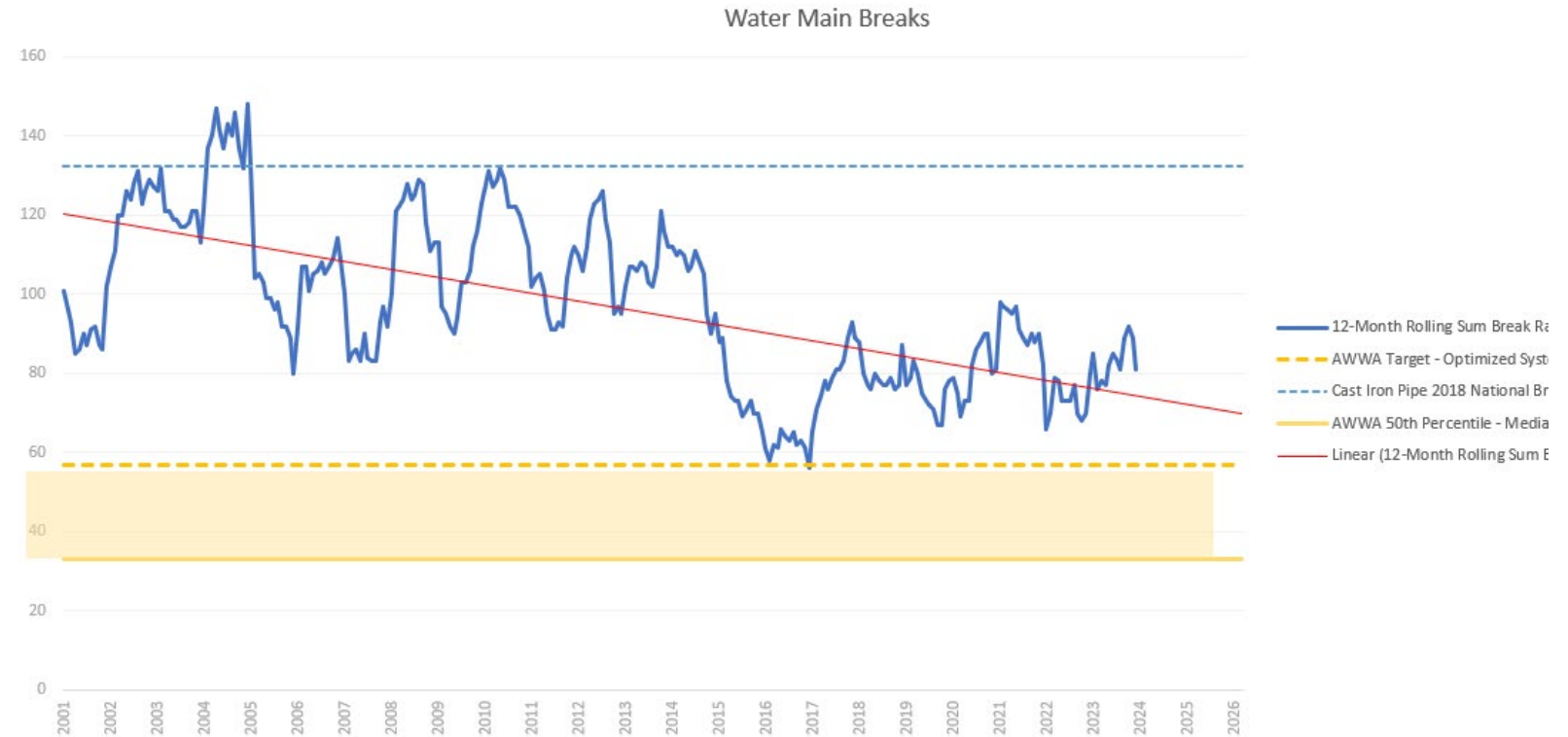
## 2023 Data:

- 9 Breaks In November
- 68 Breaks Year-to-Date
- 17.6 Breaks Per 100 Miles of Pipe Year to Date
- 4 Percent Decrease From Previous Year to Date Breaks

## Long Term Break Rate Target

### Development Considerations:

- Level of Service Targets / Disruption of Service Rates
- Water Quality Impacts
- Water Rate Impacts
- Claim Exposure
- System Reliability

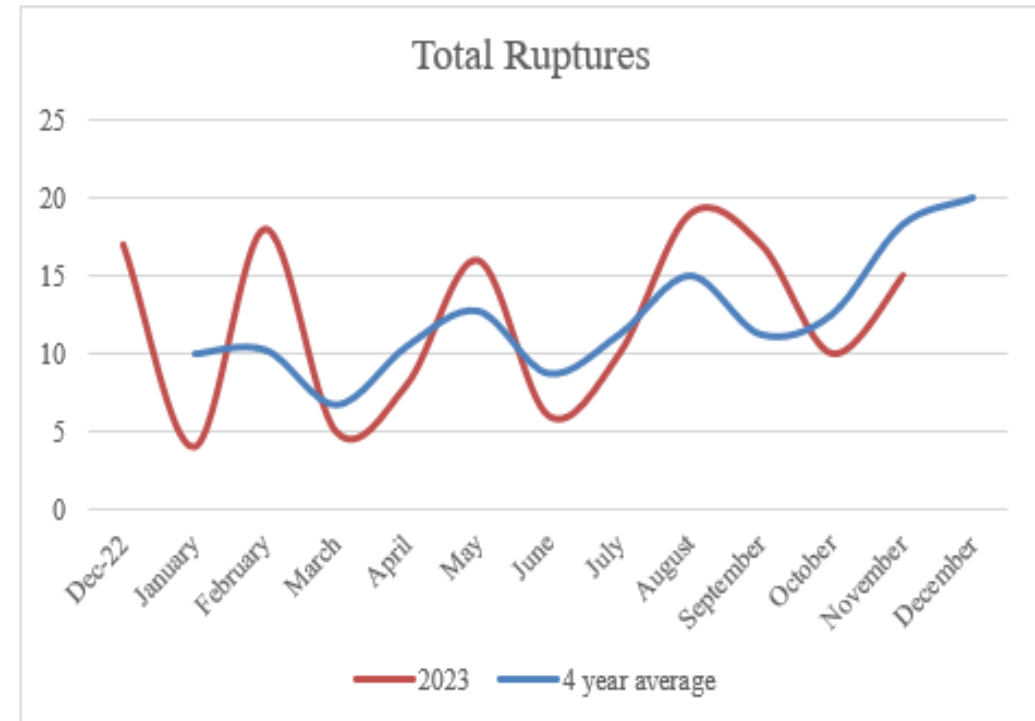


## Water Breaks and Leaks

Breaks & Leaks Combined Totals															
GHID Breaks					GHID Leaks					Total Ruptures					
2019	2020	2021	2022	2023	Year	2019	2020	2021	2022	2023	2019	2020	2021	2022	2023
12	8	7	11	2	January	1	2	1	7	2	13	10	8	18	4
9	3	2	11	13	February	4	2	3	2	5	13	5	5	13	18
1	5	4	3	2	March	9	3	5	2	3	10	8	9	5	5
4	4	6	1	6	April	2	10	10	3	2	6	14	16	4	8
0	9	3	3	7	May	5	5	3	12	9	5	14	6	15	16
3	7	5	5	3	June	5	5	3	4	3	8	12	8	9	6
4	6	4	8	6	July	8	6	5	6	4	12	12	9	14	10
3	5	8	1	9	August	7	9	7	11	10	10	14	15	12	19
6	6	4	2	5	September	5	8	2	6	12	11	14	6	8	17
15	5	7	9	6	October	3	4	3	12	4	18	9	10	21	10
14	15	7	17	9	November	2	5	10	4	6	16	20	17	21	15
8	26	9	14		December	3	4	4	3		11	30	13	17	
<b>71</b>	<b>73</b>	<b>57</b>	<b>71</b>	<b>68</b>	<b>Totals to Date</b>	<b>51</b>	<b>59</b>	<b>52</b>	<b>69</b>	<b>60</b>	<b>122</b>	<b>132</b>	<b>109</b>	<b>140</b>	<b>128</b>
79	99	66	85	68	Annual Totals	54	63	56	72	60	133	162	122	157	128
	+3%	-22%	+25%	-4%		+16%	-12%	+33%	-13%		+8%	-17%	+28%	-8.6%	
	% Change from Prior Year					% Change from Prior Year					% Change from Prior Year				

Waterline breaks and leaks totaled 15 in the month of November 2023. Of the 15 breaks and leaks, 9 were water line breaks and 6 were water service line failures.

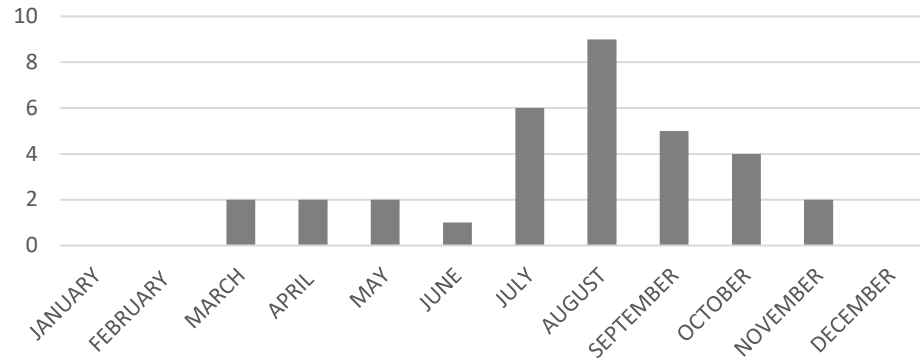
## Four Year Average Trends



The District's total ruptures continued below the four-year average trendline for November 2023.

# Water Systems Update

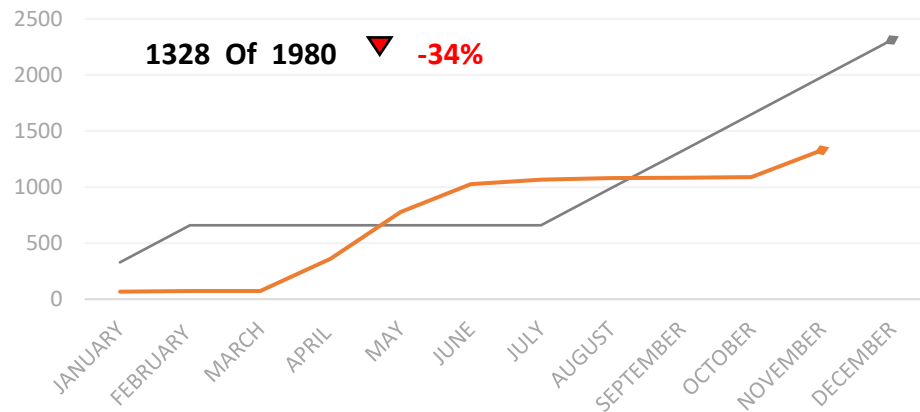
Valve Work Order Completed



**2023 Data:**

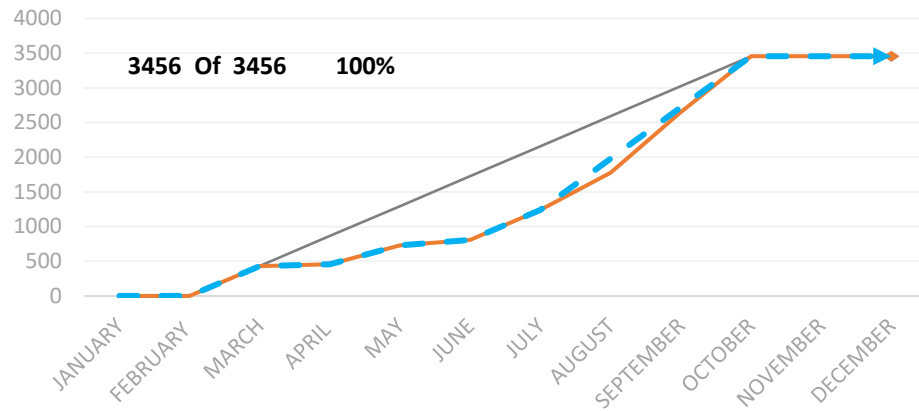
- 2 valve work orders were completed in November. The valve repair and replacement crew has 116 open valve work orders.
- The valve maintenance crew has completed 1328 planned valve maintenance work orders to date.

Planned Valve Maintenance



# Water Systems Update

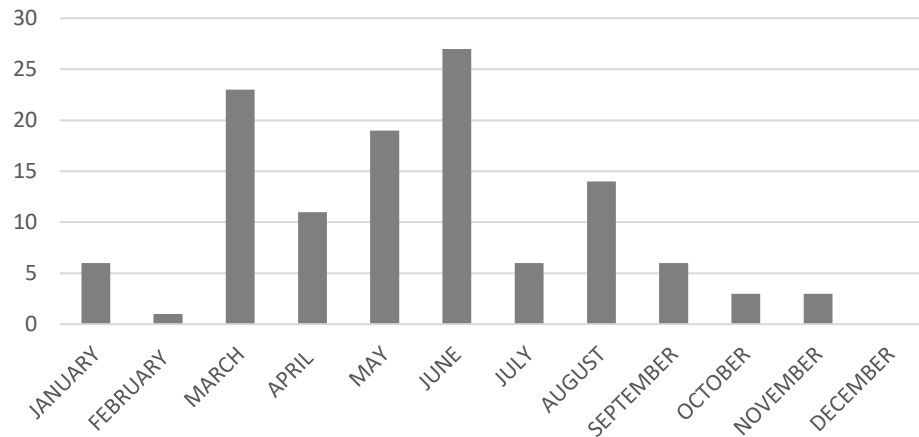
### Planned Fire Hydrant Maintenance



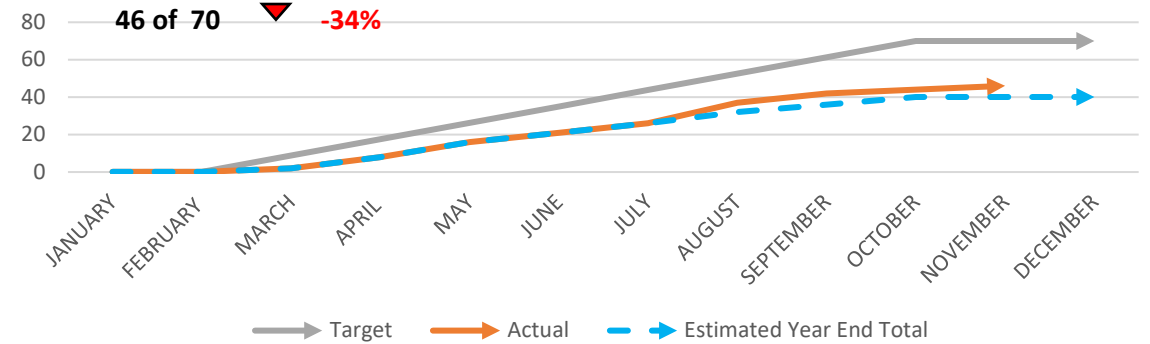
### 2023 Data:

- All 3456 planned fire hydrant inspections have been completed to date.
- Crews completed 3 fire hydrant work orders in November. To date, crews have completed 119 work orders. Currently, there are 111 open fire hydrant work orders.
- 2 fire hydrants have been replaced in November. This year we have 70 new fire hydrants that will replace old Pacific States models.

### Fire Hydrant Work Order Completed



### Fire Hydrant Replacement

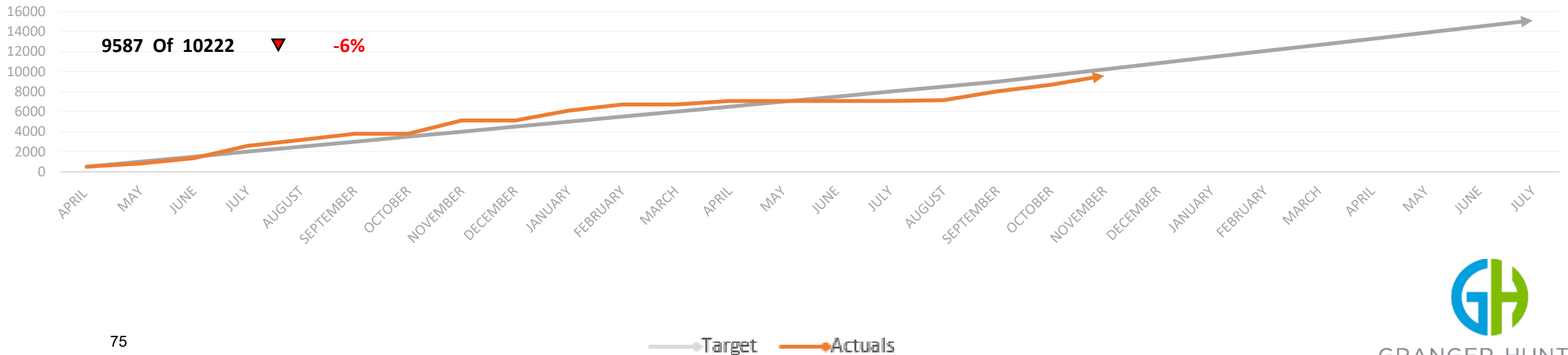


# Water Systems Update

**2023 Data:**

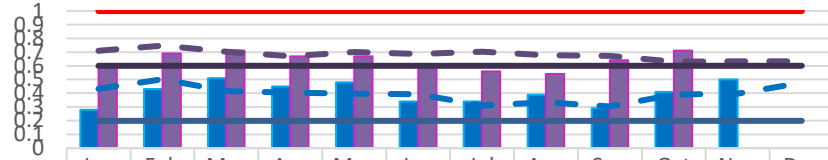
- In 2022 - 2023, the water maintenance group has been tasked with assisting in the Lead and Copper identification program that must be completed by October 2024. The target below is based on the total amount of unidentified connections, 14,535, and the completion deadline. The District has determined that if we identify 611 per month, we will reach our goal of identifying all unidentified service lines by the July 2024 deadline.

Lead & Copper Identification Inspections



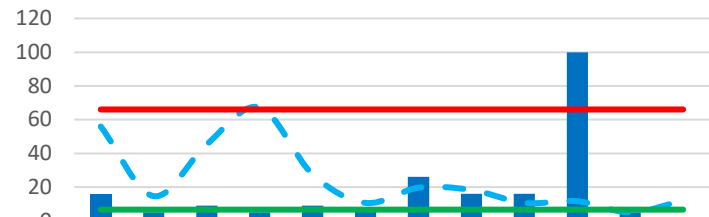
# Water Systems Update

Chlorine and Fluoride Residuals (mg/L)



	Jan	Feb	Mar	Apr	May	Jun	Jul	Aug	Sep	Oct	Nov	Dec
Chlorine 2023	0.28	0.43	0.51	0.45	0.48	0.34	0.34	0.39	0.29	0.41	0.5	
Fluoride 2023	0.6	0.69	0.71	0.67	0.67	0.6	0.56	0.54	0.64	0.71		
Chlorine 3-yr Avg.	0.43	0.50	0.42	0.40	0.40	0.39	0.31	0.33	0.30	0.39	0.40	0.48
Fluoride 3-yr Avg.	0.71	0.75	0.70	0.67	0.70	0.69	0.70	0.68	0.67	0.63	0.63	0.63
Chlorine Min.	0.2	0.2	0.2	0.2	0.2	0.2	0.2	0.2	0.2	0.2	0.2	0.2
Fluoride Min.	0.6	0.6	0.6	0.6	0.6	0.6	0.6	0.6	0.6	0.6	0.6	0.6
Chlor. & Fluor. Max	1	1	1	1	1	1	1	1	1	1	1	1

Water Quality Customer Complaints




	Jan	Feb	Mar	Apr	May	Jun	Jul	Aug	Sep	Oct	Nov	Dec
Water Quality Complaints	16	5	9	5	9	7	26	16	16	100	5	
WQ 3-YR AVG.	56	15	45	67	28	11	20	18	11	12	5	12
25% AWWA Benchmark	7	7	7	7	7	7	7	7	7	7	7	7
75% AWWA Benchmark	66	66	66	66	66	66	66	66	66	66	66	66

**2023 Data:**

- The District had 5 water quality complaints in the month of November.
- Chlorine monthly average for November was 0.50 mg/L.
- Fluoride monthly average for November was 0.71 mg/L.

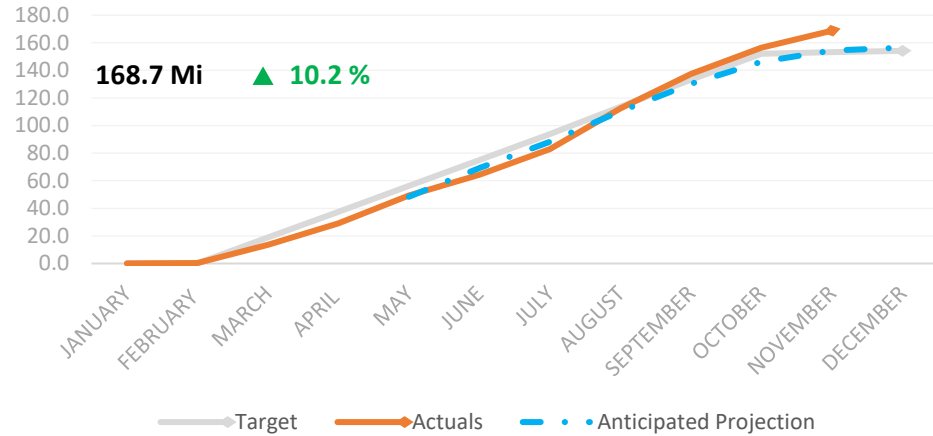


# WASTEWATER MAINTENANCE UPDATE



# Wastewater Maintenance Update

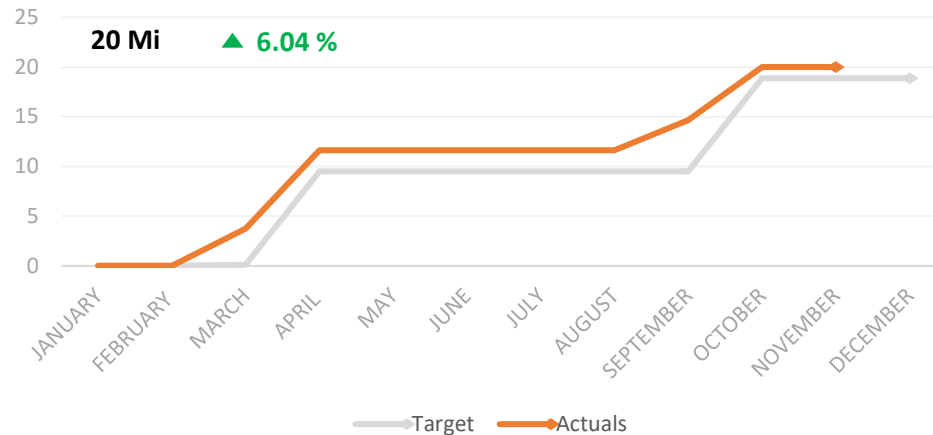
## Collection System Cleaning



## 2023 Data:

- System Cleaning– We continued to clean the collection system throughout the month of November and remain above our projected totals.
- Hot Spot Cleaning- Hotspots are completed for the year.

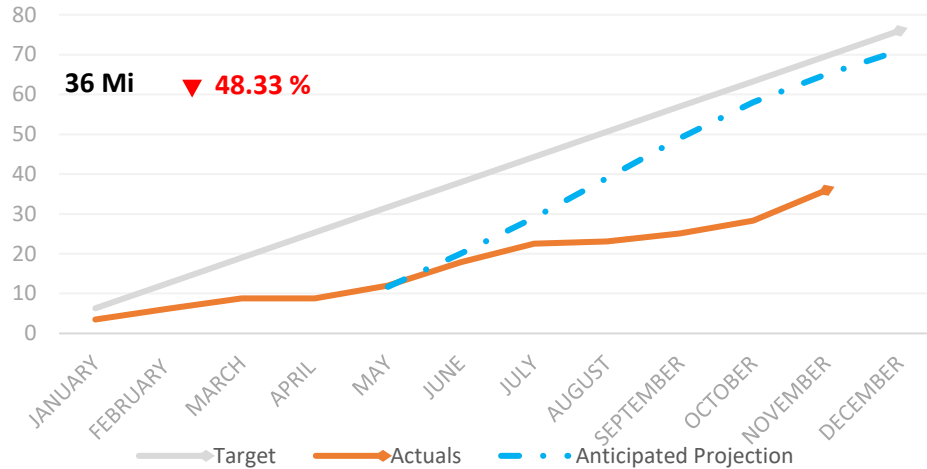
## Collection System Hot Spot Cleaning



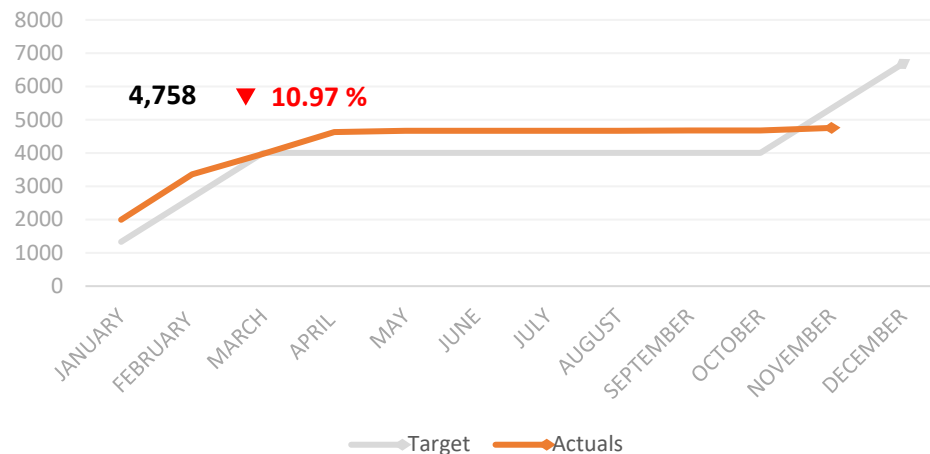


# Wastewater Maintenance Update

## Collection System CCTV



## Manhole Inspection



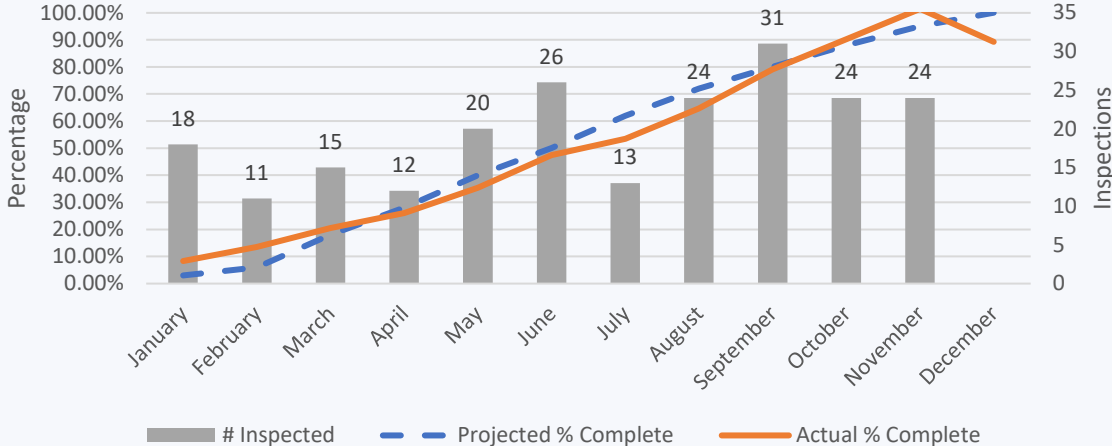
## 2023 Data:

- CCTV Inspections– We have continued to work through some hiccups on the CCTV software and tractor issues with Unit 31 but have been able to begin using it.
- Manhole Inspections– We only had 2 days in the month of November that we inspected manholes, and these days we only inspected them for a half of a day. We are striving to inspect every manhole to conquer our set target amount. December will be a month of mostly manhole inspections.



# Wastewater Maintenance Update

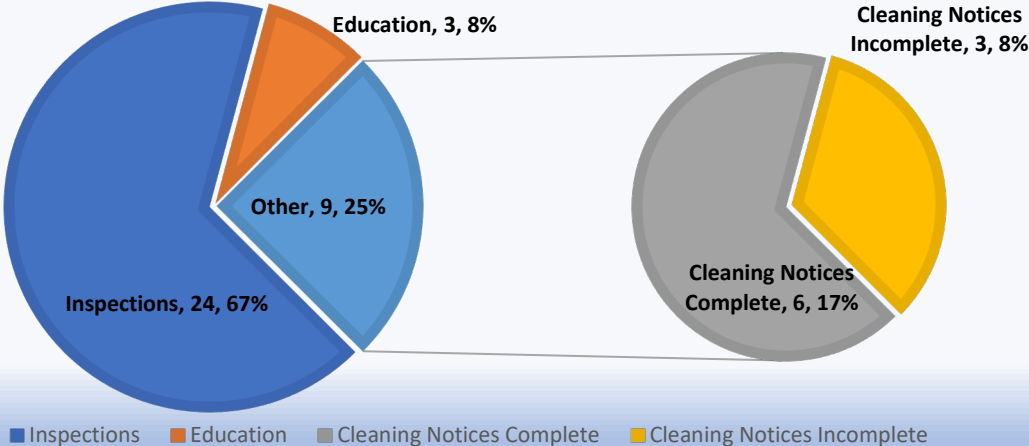
Grease Interceptor Inspections - 2023



2023 Data:

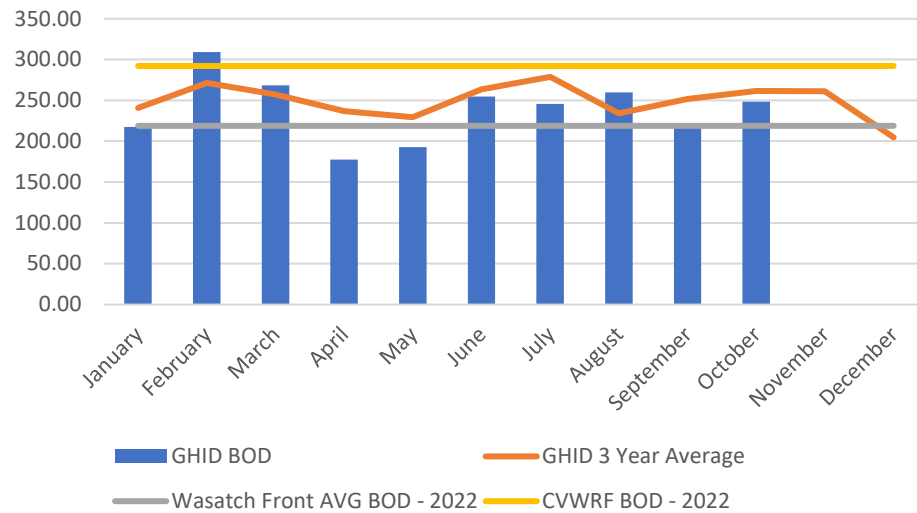
- Twenty-Four (24) interceptor and sampling manhole inspections were completed in the month November.
- Fats, Oil, Grease and Solids (FOGS) program performed:
  - Three (3) education visits with customers
  - Nine (9) Cleaning Notices with Six (6) of those notices being completed before the follow-up inspections.

FOG PROGRAM - NOVEMBER 2023

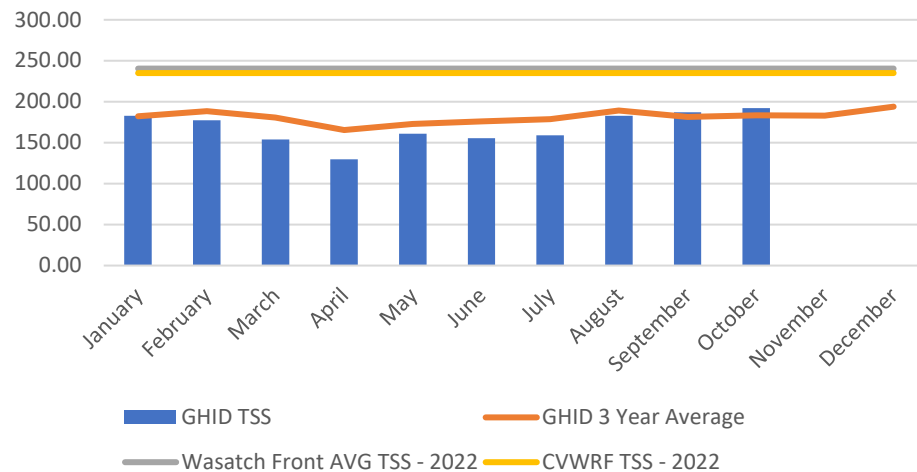


# Wastewater Maintenance Update

## BOD - Concentration



## TSS - Concentration



### 2023 Data:

- Biological Oxygen Demand (BOD) and Total Suspended Solids (TSS) are used to measure the overall strength of the sewer.
- The BOD/TSS numbers are an average of the results from a monthly sample.
- The surrounding areas is an annual average of BOD/TSS numbers coming from 2022 data collected from the following entities:
  - South Valley Sewer District
  - South Davis Sewer District
  - Snyderville Basin Water Reclamation Facility
  - Timpanogos Special Service District
  - Springville City



# Wastewater Maintenance Update



## Pretreatment Success:

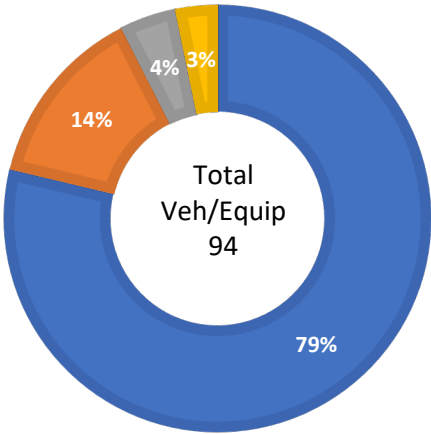
- Café Rio Craft Kitchen (2282 Presidential Dr)
  - Initial sample results for BOD, TSS, and O&G placed them in the highest rate category (\$26.40 per 1000 gal).
  - Meetings were held with Café Rio maintenance and operations staff to explore ways to reduce waste discharge.
  - Café Rio maintenance installed large drain screens downstream of food production areas and required staff to clean screen baskets after every batch produced.
  - Café Rio Craft Kitchens most recent sample results showed a 90% reduction in BOD, 66% reduction in TSS, and a \$25% reduction in O&G. Current surcharge rate is \$16.80 per 1000 gal.



# Fleet Maintenance Update

## NOVEMBER FLEET/EQUIPMENT LOS

■ Active: ■ Stopped < 24 hrs. ■ Stopped > 24 hrs. ■ Stopped > 1 week

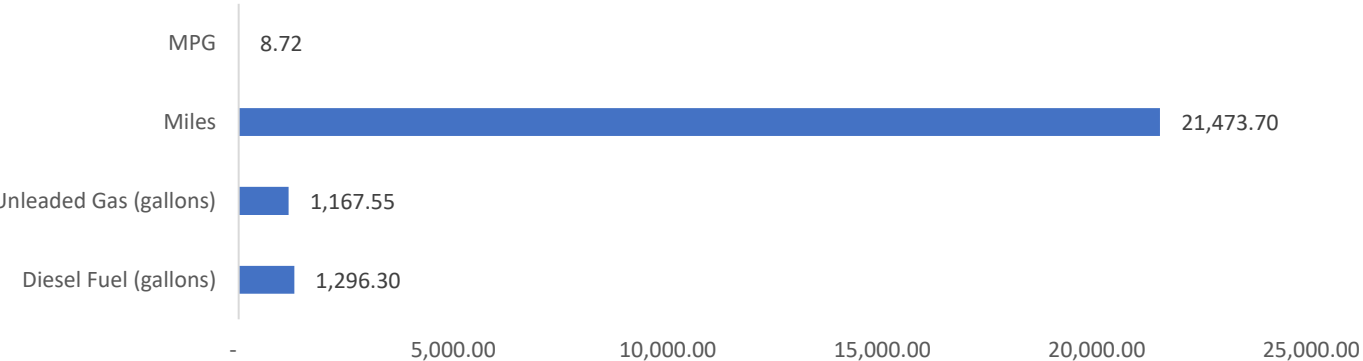


### 2023 Data:

- Fleet level of service (LOS). The LOS is determined by the number of vehicles/equipment and how long those vehicles/equipment were out of service for repairs at any time during the month.
- Fleet LOS are based on the following categories:
  - Active –were not out of service for repair at all for the month.
  - Stopped < 24 hrs. – were out for repair and back in service on the same day.
  - Stopped > 24 hrs. – were out for repair and not back in service that day but back in service within a week.
  - Stopped > 1 week – were out for repair or unsafe to drive for at least one week before being placed back into service.

# Fleet Maintenance Update

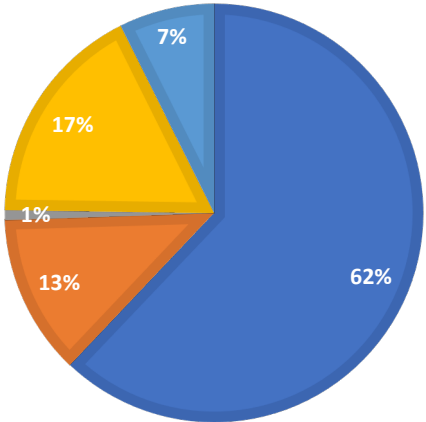
November Fuel Usage



	Diesel Fuel (gallons)	Unleaded Gas (gallons)	Miles	MPG
Series1	1,296.30	1,167.55	21,473.70	8.72

## NOVEMBER FLEET REPAIR ALLOCATION

■ Parts ■ Tires ■ Batteries ■ Internal Labor ■ External Labor



## 2023 Data:

- Fuel usage shows the amount of diesel fuel used in gallons, the amount of unleaded gasoline used in gallons, the number of miles driven by all vehicles, and the overall average MPG of all vehicles.
- The Fleet repair allocations are for both vehicles and equipment. The categories demonstrate the different areas for the repair cost of the fleet.
- Fleet repair allocations are based on the following categories:
  - Parts – cost of all parts to make the repair.
  - Tires – cost of tire replacement and repairs.
  - Batteries – cost of battery replacements.
  - Internal Labor – cost for internal labor based on a shop rate of \$95/hr.
  - External Labor – cost of any labor for repairs that isn't performed in-house.



# Fleet Maintenance Update

Month	PM Hrs.	Repair Hrs.
Jan	32.50	25.50
Feb	7.50	49.00
Mar	15.00	12.50
Apr	49.00	52.40
May	19.50	35.50
Jun	10.50	55.10
Jul	44.00	58.00
Aug	29.00	55.65
Sep	19.00	91.50
Oct	40.00	71.60
Nov	20.00	86.40
Dec		
Total	286.00	593.15

Month	PM \$	Repair \$
Jan	4,895.64	5,945.81
Feb	1,757.08	10,705.45
Mar	1,425.00	1,187.50
Apr	6,328.88	21,531.36
May	2,783.80	14,883.46
Jun	1,767.14	15,371.38
Jul	6,303.65	16,485.79
Aug	5,436.27	14,018.90
Sep	2,690.40	19,240.20
Oct	6,471.98	29,609.93
Nov	3,385.83	11,602.38
Dec		
Total	43,245.67	160,582.16


## 2023 Data:

- The APWA industry standard for maintenance vs. repair costs states that Preventative maintenance should account for 30% of all maintenance and repair costs. We track all PM services and repairs by hrs. and cost to evaluate our costs against the APWA standard.



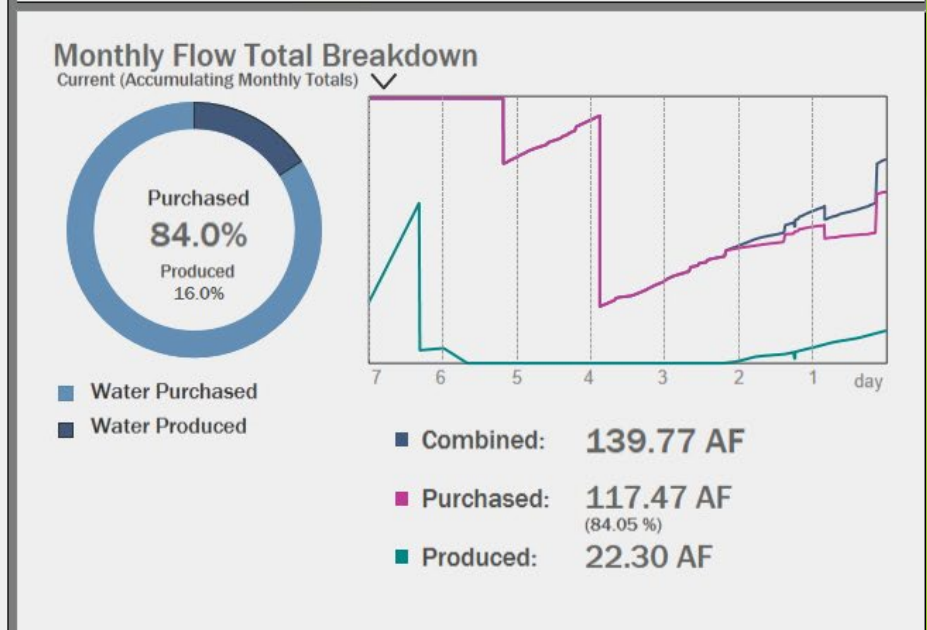
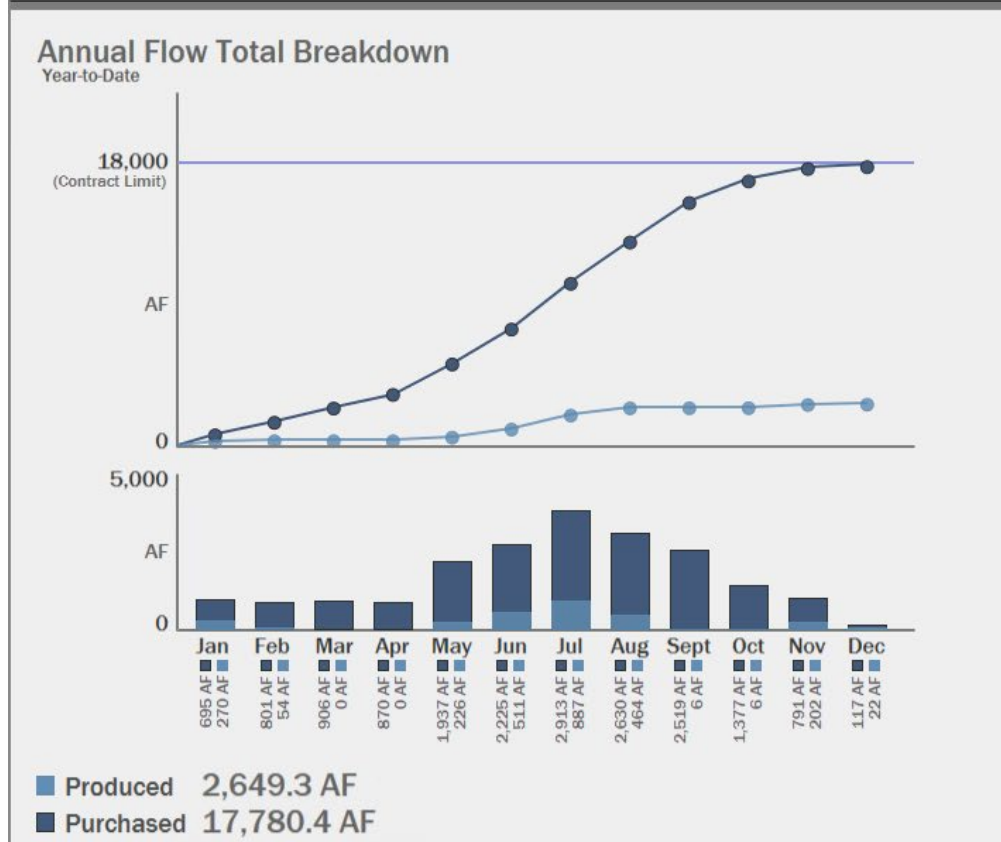
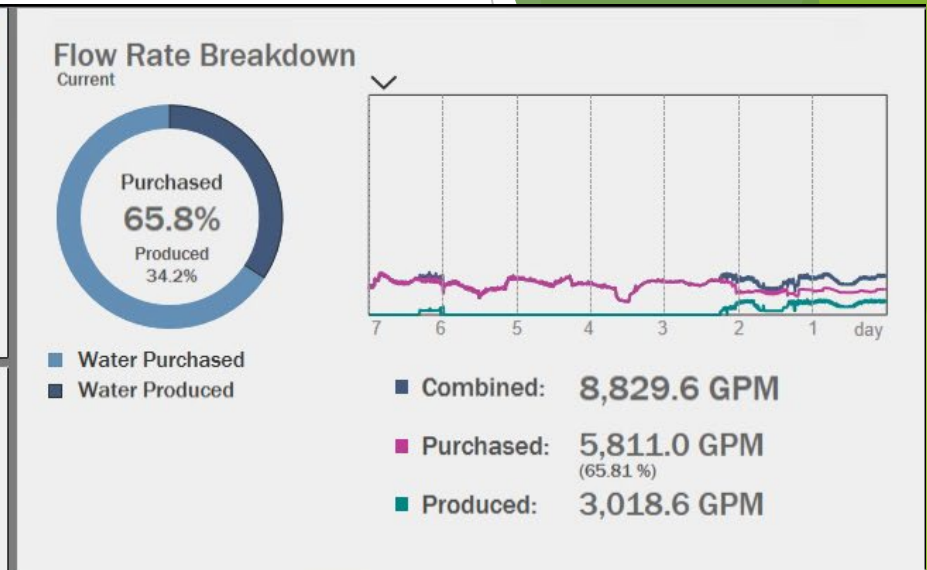
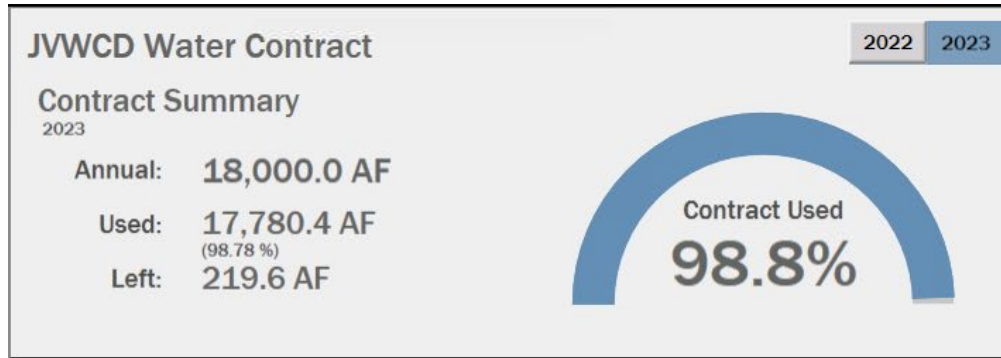


# WATER SUPPLY UPDATE





# Water Supply Update





GRANGER-HUNTER  
IMPROVEMENT DISTRICT

---

# CAPITAL PROJECTS REPORT

December 2023 Board Meeting

## **22C: Lake Park and Merry Lane Subdivisions Waterline Replacements**

Capital Project: 22C-Hunter Drive/ Lake Park

Project Budget: \$1,230,000

Consultant: CRS Engineers

Contractor: Lyndon Jones Construction, Inc.

Design Progress: 100%

Construction Progress: 100%

**Project Description:** The Districts waterline infrastructure is in need of replacement at the Lake Park and Merry Lane Subdivisions. New mainline, service lines, and hydrants are being installed as part of this work.

**Project Update:** The contractor has completed their work for this project and is requesting payment of a \$97,460.43 claim for pay item overruns that were encountered throughout the project. These changes include additional pipe, asphalt, hydrant, and service line.

A majority of the overrun was related to additional asphalt being placed. Additional asphalt was necessary to meet West Valley City's trench detail requirements. West Valley City details require additional asphalt removal if trenches are near curb and gutter, wheel paths, and the contractor is unable to pave against a clean sawcut

line. In addition to this, the contractor widened their trench in areas that required the waterline to be installed at a deeper elevation to meet federal safety standards.

Lyndon Jones has completed their work and is seeking full payment for their work. It is recommended that Lyndon Jones Constructions request of \$97,460.43 be approved.

**Approval Requested:** Consider approval of a construction change order for the 22C: Lake Park and Merry Lane Subdivision Waterline Replacements project with Lyndon Jones Construction, in the amount of \$97,460.43.

# EMERGENCY REPAIR APPROVAL

## Decker Main Lift Station Emergency Repairs – Valves and Fittings

Capital Project:

Project Budget:

Consultant:

Contractor: GHID

**Project Description:** The Decker Main Lift Station has recently experienced a failure at a valve vault outside the lift station. The District conducted an emergency repair on the leaking fitting but the repair is only temporary and could fail again. Two valves in the vault were also found to be faulty and need to be replaced.

**Project Update:** In order to permanently repair the station, District staff need to purchase 2 replacement valves and a fitting. The valves and fitting are longer lead-time items and need to be ordered immediately so parts are ready should the temporary repair fail.


Both 24-inch gate valves are specific to wastewater and the flange coupling adapter needs to be replaced. In addition, two 16-inch gate valves will be used for the bypass. District staff contacted four suppliers, and only two of the four could provide 24-inch wastewater duty gate valves.

Ferguson Waterworks: \$108,155.00

H.D. Fowler Company: \$114,138.10

Mountainland Supply: No Bid

Core & Main: No Bid



**Approval Requested:** Consider approval of an emergency repair purchase for two 24-inch valves, two 16-inch gate valves, a flange coupling adapter and associated appurtenances from Ferguson Waterworks for \$108,155.00.



# EMERGENCY REPAIR APPROVAL

## Decker Main Lift Station Emergency Repairs – 24-inch Line Stops

Capital Project:

Project Budget:

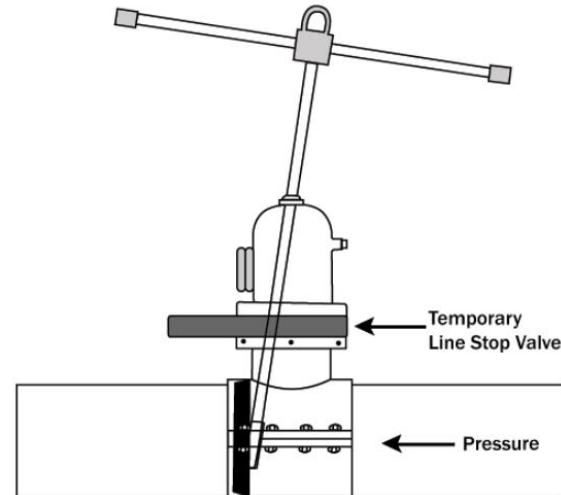
Consultant:

Contractor: GHID

**Project Description:** The Decker Main Lift Station has recently experienced a failure at a valve vault outside the lift station. The District conducted an emergency repair on the leaking fitting but the repair is only temporary and could fail again. Two valves in the vault were also found to be faulty and need to be replaced.

**Project Update:** In order to permanently repair the station and replace the valves and fitting, two temporary line stops need to be installed downstream of the vault. This will allow the vault and lift station to be bypassed so repairs can be undertaken.

In order to be ready with the line stops when the valves and fittings arrive, the District needs to order the parts (they are custom for each job) for both 24-inch force mains. The District is only aware of one contractor/vendor locally who performs this type of work (TapMaster) and they have been successful on other District projects.



**Approval Requested:** Consider approval of emergency repair for two 24-inch line stops for the Decker Main Pump Station to Utah Tap Master for \$86,631.00.

# INFRASTRUCTURE FUNDING OPPORTUNITIES

Funding Opportunity	Funding Agency	Cost Match	Timeline	Projects	Status
<b>American Rescue Plan Act (ARPA) - \$1.4B to Utah</b>	Drinking Water SRF	Up to 49% Grant Opportunity if MAGI less than 80% of State MAGI (GHID at 78%).	Allocated by 2024, Spent by 2026	Redwood Road Waterline Replacement, Ridgeland Pump Station Replacement	Received \$13.8 M - \$2.8M in principal forgiveness and \$11M at 0.5% hardship grant assessment fee
<b>Infrastructure and Investment Jobs Act (IIJA) - \$360M over 5 years</b>	Drinking Water SRF	Up to 49% Grant Opportunity if MAGI less than 80% of State MAGI (GHID at 78%).	Next 5 Years	Redwood Road Waterline Replacement, Ridgeland Pump Station Replacement	
<b>Infrastructure and Investment Jobs Act (IIJA) - Community Project Funding</b>	U.S. House of Representatives	Proposing 75/25 Split		3600 West Waterline Replacement, 5400 West Waterline Replacement	Not Selected for 2024.
<b>Clean Water State Revolving Fund (CWSRF) - \$14M per year</b>	Utah Water Quality Board	Low-interest loans	TBD	Pleasant Valley Lift Station Replacement	TBD
<b>Bureau of Reclamation WaterSMART Drought Response Program</b>	U.S. Bureau of Reclamation	Up to \$5M in grants per project	Due in July 2022, yearly after.	Anderson Water Treatment Plant (Wells No. 16 & 18) & Well No. 18 Drilling/Construction	Received \$5M Grant for Anderson WTP, Well No. 18
<b>DNR Division of Water Resources</b>	Board of Water Resources	Used to cover match for WaterSMART	Apply by September 30.	Anderson Water Treatment Plant, Zone 1 Reservoir, Future Well No. 18, Well No. 1 Replacement	TBD
<b>Bipartisan Infrastructure Law (BIL) for Lead Service Line Inventory - \$28M per Year for 5 Years</b>	Utah Division of Drinking Water	Up to \$100,000 per year up to 5 years		Lead Service Line Inventory (Contractor)	Received \$100,000 with 100% principal forgiveness
<b>Emerging Contaminants Funding (Manganese Removal)</b>	Utah Division of Drinking Water	Requesting ~ \$2.5M		Anderson Water Treatment Plant (Wells No. 16 & 18)	Awarded \$2.5M Grant for Anderson WTP
<b>BRIC (Building Resilient Infrastructure and Communities) Grant</b>	FEMA	N/A		Hazard Mitigation Plan	Awarded \$119,998.99
<b>Utah – Water Infrastructure Projects (\$50M Statewide)</b>	Governor’s Office of Economic Opportunity	50% on 3600 West, 67% of Well No. 18	Now	\$1M for 3600 West Pipeline Replacement, \$2.4M for Well No. 18	Applied 8/24/23
<b>TOTAL GRANTS</b>					<b>\$10,519,998.99</b>

# CAPITAL PROJECTS UPDATE

## 20A&I: 3100 South to 4100 South Redwood Road Water and Sewer Project

Capital Project: 20A-Redwood Road Sewer  
20I-Redwood Road Water  
Consultant: Bowen Collins & Associates  
Contractor: Silver Spur Construction  
Design Progress: 100%  
Construction Progress: 40%

**Project Description:** Replace aging distribution piping in Redwood Road and construct a new sewer line running north to provide additional capacity for new growth. The waterline replacement will be funded by the Utah SRF and sewer line will be funded by District impact fees.

**Project Update:** The contractor has started installing pipe along the west side of Redwood Road. The construction crews are making their way south beginning at 3500 South.



Waterline installation along the west side of Redwood Road near 3500 South.

## 20D: Kent Booster Pump Station Replacement and Tank Purchase


Capital Project: Tank Farm Booster Replacement/Tank Purchase/Energy Improvements Project  
Consultant: Hansen, Allen & Luce  
Contractor: VanCon Inc.  
Design Progress: 100%  
Construction Progress: 65%

**Project Description:** Replacement of the existing Kent Booster Pump Station at Tank Farm (4404 South 4800 West), site piping replacements, and purchase of one existing 5 MG Jordan Valley Water tank.

**Project Update:** Work on the pump house, pressure sustaining/meter vault, and site piping is ongoing.



Workers in deep trench (with shoring) setting up sandbags to provide support underneath 36" welded steel pipe



Exposing existing 24" steel pipe



# CAPITAL PROJECTS UPDATE

## 20E: Pioneer WWPS Replacement

Capital Project: Pioneer WWPS Replacement & Pipeline/ Forcemain Upgrades  
Consultant: Bowen Collins & Associates  
Contractor: COP Construction  
Design Progress: 100%  
Construction Progress: 99%

**Project Description:** Replacement of the existing 500 GPM Pioneer Wastewater Pump Station located at 2250 South Constitution Boulevard with a new pump station to be located at 2184 South Constitution Boulevard.

**Project Update:** The project is substantially complete, and the new lift station is now in service. Contractor to complete punch list items and demolish the old lift station.

## 21F: SCADA Modernization Project

Capital Project: SCADA Modifications/Upgrades  
Consultant: APCO, Inc.

**Project Description:** Upgrades and modifications to the District's existing Supervisory Control and Data Acquisition (SCADA) system. This project will modernize the AVEVA System by adding object-based tags and creating high-performance graphics, along with upgrading aging and obsolete hardware.

**Project Update:** Working on adding fiber to additional sites.



# CAPITAL PROJECTS UPDATE

## 22A: 2022 Large Meter Replacements

Capital Project: 2022 Meter Vault Upgrades  
Consultant: GHID Staff  
Contractor: GHID Staff  
Design Progress: 100%  
Construction Progress: 5%

**Project Description:** Next set of retail meter vault upgrades and rehabilitation.

**Project Update:** District staff re-evaluated the conditions of the vaults to be replaced and have decided that the vaults are in decent shape but will require new piping, valves, and meters. The vaults will be replumbed in-house by GHID construction crew and meters replaced with magnetic flow meters (mag meters).

## 22F: Ridgeland Pump Station Replacement

Capital Project: Ridgeland Pump Station Replacement/Site Improvements  
Consultant: J-U-B Engineers, Inc.  
Contractor: Condie Construction Co.  
Design Progress: 100%  
Construction Progress: 40%

**Project Description:** Replacement of the existing 4,000 GPM pumpstation at 2386 South 3600 West, including the building and generator, and upgrades to the site landscaping and fencing.

**Project Update:** The footings and footing walls have been poured. Crews are now preparing to pour the concrete floor slab. Crews are also working on installing the drainage system for the site.



Booster pump station footings.



# CAPITAL PROJECTS UPDATE

## 23E: Buildings A & C Repairs and Upgrades

Capital Project:	Building C Upgrades & Building A Upgrades/Modifications
Consultant:	Design West Architects
Contractor:	TBD
Design Progress:	60%
Construction Progress:	0%

**Project Description:** Needed updates to GHID Buildings A, B, and C include replacement of garage doors, lights, ceiling tiles, doors, and new paint.

**Project Update:** Notice to Proceed has been issued and the work is now underway. Contractor is working on ordering materials and scheduling contractors.

## 23E-1: Building A Reroof


Capital Project:	Building C Upgrades & Building A Upgrades/Modifications
Consultant:	Design West Architects
Contractor:	TBD
Design Progress:	100%
Construction Progress:	0%

**Project Description:** Replacement of the Building A roof.

**Project Update:** The project is underway and crews are nearly complete with the upper roof. It is anticipated that the contractor will be finished with their work within the third week of November.



Newly installed membrane



Patio roof work



# CAPITAL PROJECTS UPDATE

## 23F: East Rec Cathodic Protection System Upgrades

Capital Project:	Cathodic Protection System Replacement at East Rec, East Rec Wet Well Lining
Consultant:	Horrocks
Contractor:	TBD
Design Progress:	80%
Construction Progress:	0%

**Project Description:** Replacement of the non-functional cathodic protection system and lining of the wet well.

**Project Update:** Design is ongoing.

## 23G: Chesterfield & Warner Exhaust System Upgrades

Capital Project:	Chesterfield Wet Well Exhaust System, Warner Dry Well Exhaust System
Consultant:	Bowen, Collins, & Associates
Contractor:	Pipe Rehab Specialists (Warner Upgrades) Innovative Sheet Metal (Chesterfield Upgrades)
Design Progress:	100%
Construction Progress:	100% (Warner Upgrades) 0% (Chesterfield Upgrades)

**Project Description:** Replacement of exhaust systems at both Chesterfield and Warner.

**Project Update:** A Notice to Proceed for the Chesterfield Exhaust Upgrades was issued with a start date of November 30, 2023, and Substantial Completion on April 12, 2024. A preconstruction meeting was held on December 6. Construction submittals review is in progress.

# CAPITAL PROJECTS UPDATE

## 23I: Anderson Water Treatment Plant

Capital Project: N/A  
Consultant: J-U-B Engineers  
Contractor: TBD  
Design Progress: 5%  
Construction Progress: 0%

**Project Description:** Water Treatment Plant at the Well No. 16 site to remove manganese/iron/ammonia from Well No. 16 and future Well No. 18, partially funded by a Bureau of Reclamation WaterSMART Grant.

**Project Update:** Design is in progress.

## 23L: Well No. 18 Drilling & Equipping

Capital Project: N/A  
Consultant: Hansen, Allen & Luce  
Contractor: TBD  
Design Progress: 15%  
Construction Progress: 0%

**Project Description:** Drilling of new Well No. 18 near Well No. 16 as part of the Anderson Water Treatment Plant.

**Project Update:** Negotiations are underway with property owners at potential site locations. Once a site has been selected design will proceed.

# CAPITAL PROJECTS UPDATE

## 23Q: PRV Vault Electrical Upgrades

Capital Project:	2023 PRV Vault Electrical Upgrades
Consultant:	GHID Staff
Contractor:	TBD
Design Progress:	0%
Construction Progress:	0%

**Project Description:** Replace/Upgrade electrical components within PRV Vaults.

**Project Update:** Determining Scope of Work and fee.

## Zone 1 Reservoir Site Condemnation

Capital Project:	Zone 1 Reservoir Site Condemnation
Consultant:	Horrocks Engineers – Appraisal
Design Progress:	50%
Construction Progress:	N/A

**Project Description:** Per the study completed in 2022, the area near 4700 South and 6000 West is the ideal location for a new Zone 1 reservoir. This project will assist the District acquire the property needed to build this reservoir.

**Project Update:** See approval item.

# SMALL PROJECTS UPDATE

## SRF and BOR Grant Application Assistance

Capital Project: Small Design Support  
Consultant: J-U-B Engineers, Inc.  
Design Progress: 80%  
Construction Progress: N/A

**Project Description:** Assistance with various grant applications to obtain outside funding.

**Project Update:** In progress.

## Well Water Quality Analysis & Rehabilitation Recommendations

Capital Project: Well Water Quality Analysis & Rehabilitation Recommendations  
Consultant: CRS Engineers  
Design Progress: 70%  
Construction Progress: N/A

**Project Description:** This project will sample the District's six active wells and using historical data develop performance and water quality data. This data would be used to create a maintenance plan which include procedures and quantities for any proposed chemical treatments.

**Project Update:** In progress.

## Plant Topography

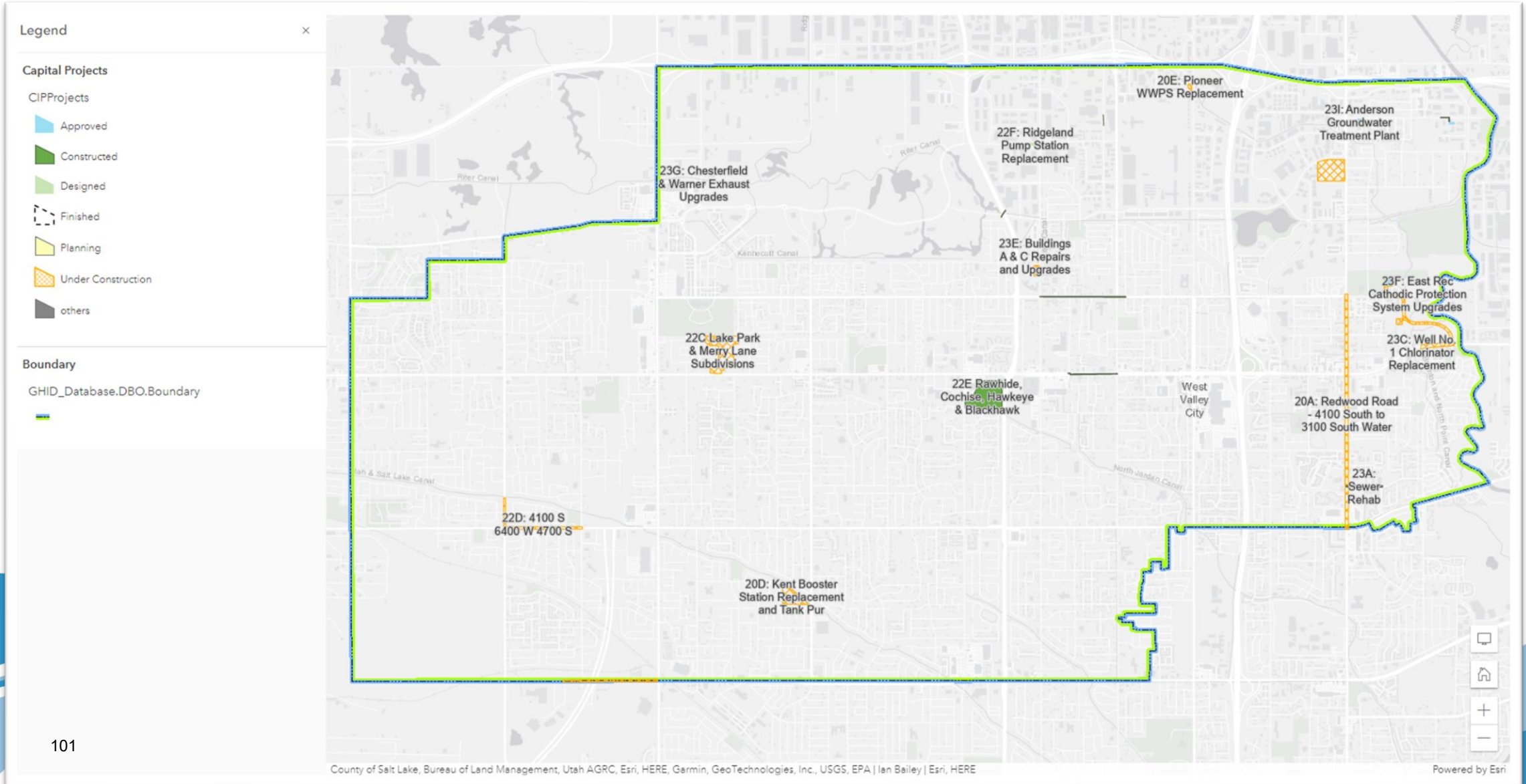
Capital Project: -  
Consultant: GHID (design)  
Meridian Engineering, Inc. (survey)  
Design Progress: 10%  
Construction Progress: N/A

**Project Description:** Survey and topography work is being done to determine the amount of fill that can be brought in if the canal property is acquired next to our existing spoils site.

**Project Update:** The site survey is complete. GHID staff will start working on a design using the survey data.



# CAPITAL PROJECTS MAP





# Project Activity vs Budget Report By Project Number

Date Range: 01/01/2023 - 12/31/2023

Project Number	Project Name	Group	Project Type	Status					
<a href="#">20A</a>	REDWOOD ROAD SEWERLINE PROJECT	CAP EX	WASTEWATER	Active					
<b>Expenses</b>					<b>Date Range</b>	<b>Beginning</b>		<b>Ending</b>	<b>Budget</b>
<b>Account Key</b>	<b>Account Name</b>	<b>Encumbrances</b>	<b>Total Budget</b>	<b>Budget</b>	<b>Balance</b>	<b>Total Activity</b>	<b>Balance</b>	<b>Remaining</b>	
<a href="#">20ACONSTMGMT</a>	REDWOOD RD SEWER CONSTR...	18,715.00	430,000.00	430,000.00	0.00	0.00	0.00	411,285.00	
<a href="#">20ACONSTRUCTION</a>	REDWOOD RD SEWER CONSTR...	869,955.00	1,537,960.55	1,537,960.55	0.00	0.00	0.00	668,005.55	
<a href="#">20ADESIGN</a>	DESIGN	0.00	145,985.90	120,000.00	108,265.48	23,046.50	131,311.98	14,673.92	
<a href="#">20AINSPECTION</a>	REDWOOD RD SEWER SUPPLE...	6,241.50	6,300.00	6,300.00	0.00	58.50	58.50	0.00	
<a href="#">20APERMITS</a>	PERMITS	0.00	30,000.00	30,000.00	0.00	0.00	0.00	30,000.00	
<b>Total Expenses:</b>		<b>894,911.50</b>	<b>2,150,246.45</b>	<b>2,124,260.55</b>	<b>108,265.48</b>	<b>23,105.00</b>	<b>131,370.48</b>	<b>1,123,964.47</b>	
<b>20A Total:</b>		<b>894,911.50</b>	<b>2,150,246.45</b>	<b>2,124,260.55</b>	<b>108,265.48</b>	<b>23,105.00</b>	<b>131,370.48</b>	<b>1,123,964.47</b>	
<a href="#">20B</a>	RUSHTON WATER TREATMENT PLANT	CAP EX	WATER	Active					
<b>Expenses</b>					<b>Date Range</b>	<b>Beginning</b>		<b>Ending</b>	<b>Budget</b>
<b>Account Key</b>	<b>Account Name</b>	<b>Encumbrances</b>	<b>Total Budget</b>	<b>Budget</b>	<b>Balance</b>	<b>Total Activity</b>	<b>Balance</b>	<b>Remaining</b>	
<a href="#">20BCONSTMGMT</a>	CONSTRUCTION MANAGEMENT	0.00	924,434.00	924,434.00	484,269.75	316,119.29	800,389.04	124,044.96	
<a href="#">20BCONSTRUCTION</a>	CONSTRUCTION	0.00	11,027,191.19	4,272,566.00	6,270,355.44	3,813,258.03	10,083,613.47	943,577.72	
<a href="#">20BEASEMENT</a>	EASEMENTS	0.00	0.00	0.00	0.00	38,580.00	38,580.00	-38,580.00	
<a href="#">20BUTILITYWORK</a>	3RD PARTY UTILITY WORK	0.00	0.00	0.00	0.00	386.56	386.56	-386.56	
<b>Total Expenses:</b>		<b>0.00</b>	<b>11,951,625.19</b>	<b>5,197,000.00</b>	<b>6,754,625.19</b>	<b>4,168,343.88</b>	<b>10,922,969.07</b>	<b>1,028,656.12</b>	
<b>20B Total:</b>		<b>0.00</b>	<b>11,951,625.19</b>	<b>5,197,000.00</b>	<b>6,754,625.19</b>	<b>4,168,343.88</b>	<b>10,922,969.07</b>	<b>1,028,656.12</b>	
<a href="#">20D</a>	KENT PUMP STATION REPLACEMENT ...	CAP EX	WATER	Active					
<b>Expenses</b>					<b>Date Range</b>	<b>Beginning</b>		<b>Ending</b>	<b>Budget</b>
<b>Account Key</b>	<b>Account Name</b>	<b>Encumbrances</b>	<b>Total Budget</b>	<b>Budget</b>	<b>Balance</b>	<b>Total Activity</b>	<b>Balance</b>	<b>Remaining</b>	
<a href="#">20DCONSTMGT</a>	20D CONSTRUCTION MANAG...	343,612.16	550,000.00	550,000.00	53,107.55	108,511.31	161,618.86	44,768.98	
<a href="#">20DCONSTRUCTION</a>	CONSTRUCTION	7,562,333.89	9,271,800.00	9,150,000.00	121,100.00	8,290,802.89	8,411,902.89	-6,702,436.78	
<a href="#">20DDESIGNCONTRACT</a>	20D DESIGN CONTRACT	0.00	189,488.10	0.00	8,580.55	0.00	8,580.55	180,907.55	
<a href="#">20DPERMITS/EASEMENTS</a>	PERMITS & EASEMENTS	0.00	46,000.00	40,000.00	6,700.00	0.00	6,700.00	39,300.00	
<a href="#">20DTANKPURCHASE</a>	TANK PURCHASE	0.00	1,520,665.00	0.00	1,520,665.00	0.00	1,520,665.00	0.00	
<b>Total Expenses:</b>		<b>7,905,946.05</b>	<b>11,577,953.10</b>	<b>9,740,000.00</b>	<b>1,710,153.10</b>	<b>8,399,314.20</b>	<b>10,109,467.30</b>	<b>-6,437,460.25</b>	
<b>20D Total:</b>		<b>7,905,946.05</b>	<b>11,577,953.10</b>	<b>9,740,000.00</b>	<b>1,710,153.10</b>	<b>8,399,314.20</b>	<b>10,109,467.30</b>	<b>-6,437,460.25</b>	
<a href="#">20E</a>	PIONEER WWPS REPLACEMENT	CAP EX	WASTEWATER	Active					
<b>Expenses</b>					<b>Date Range</b>	<b>Beginning</b>		<b>Ending</b>	<b>Budget</b>
<b>Account Key</b>	<b>Account Name</b>	<b>Encumbrances</b>	<b>Total Budget</b>	<b>Budget</b>	<b>Balance</b>	<b>Total Activity</b>	<b>Balance</b>	<b>Remaining</b>	
<a href="#">20ECONSTMGT</a>	CONSTRUCTION MANAGEMENT	0.00	170,000.00	170,000.00	57,912.84	79,117.65	137,030.49	32,969.51	
<a href="#">20ECONSTRUCTION</a>	CONSTRUCTION	0.00	3,742,731.12	1,020,000.00	2,664,818.28	907,259.26	3,572,077.54	170,653.58	

Project Activity vs Budget Report

Date Range: 01/01/2023 - 12/31/2023

Project Number	Project Name	Group	Project Type	Status					
		<b>Total Expenses:</b>	<b>0.00</b>	<b>3,912,731.12</b>	<b>1,190,000.00</b>	<b>2,722,731.12</b>	<b>986,376.91</b>	<b>3,709,108.03</b>	<b>203,623.09</b>
		<b>20E Total:</b>	<b>0.00</b>	<b>3,912,731.12</b>	<b>1,190,000.00</b>	<b>2,722,731.12</b>	<b>986,376.91</b>	<b>3,709,108.03</b>	<b>203,623.09</b>
<a href="#">20G</a>	BUILDING B ADDITION & REMODEL	CAP EX	FACILITIES	Active					
	<b>Expenses</b>			<b>Date Range</b>	<b>Beginning</b>		<b>Ending</b>	<b>Budget</b>	
	<b>Account Key</b>	<b>Account Name</b>	<b>Encumbrances</b>	<b>Total Budget</b>	<b>Budget</b>	<b>Balance</b>	<b>Total Activity</b>	<b>Balance</b>	<b>Remaining</b>
	<a href="#">20GCONSTMGT</a>	CONSTRUCTION MANAGEMENT	0.00	33,923.04	33,923.04	19,655.96	14,267.08	33,923.04	0.00
	<a href="#">20GCONSTRUCTION</a>	CONSTRUCTION	0.00	865,728.83	-19,655.96	709,468.22	13,919.36	723,387.58	142,341.25
	<a href="#">20GFURNITURE</a>	OFFICE FURNITURE	0.00	0.00	0.00	111,106.94	0.00	111,106.94	-111,106.94
	<a href="#">20GFURNITURE.CO1</a>	OFFICE FURNITURE CHANGE O...	0.00	0.00	0.00	9,797.99	0.00	9,797.99	-9,797.99
	<a href="#">20GFURNITURE.CO2</a>	OFFICE FURNITURE CHANGE O...	0.00	0.00	0.00	0.00	8,854.58	8,854.58	-8,854.58
	<a href="#">20GINTERNAL</a>	GHID INTERNAL	0.00	0.00	0.00	13,910.87	0.00	13,910.87	-13,910.87
	<a href="#">20GITEQUIPMENT</a>	IT EQUIPMENT - COMPUTERS, ...	0.00	0.00	0.00	21,444.81	6,347.70	27,792.51	-27,792.51
		<b>Total Expenses:</b>	<b>0.00</b>	<b>899,651.87</b>	<b>14,267.08</b>	<b>885,384.79</b>	<b>43,388.72</b>	<b>928,773.51</b>	<b>-29,121.64</b>
		<b>20G Total:</b>	<b>0.00</b>	<b>899,651.87</b>	<b>14,267.08</b>	<b>885,384.79</b>	<b>43,388.72</b>	<b>928,773.51</b>	<b>-29,121.64</b>
<a href="#">20I</a>	REDWOOD ROAD WATERLINE PROJECT	CAP EX	WATER	Active					
	<b>Expenses</b>			<b>Date Range</b>	<b>Beginning</b>		<b>Ending</b>	<b>Budget</b>	
	<b>Account Key</b>	<b>Account Name</b>	<b>Encumbrances</b>	<b>Total Budget</b>	<b>Budget</b>	<b>Balance</b>	<b>Total Activity</b>	<b>Balance</b>	<b>Remaining</b>
	<a href="#">20ICONSTMGMT</a>	REDWOOD RD WATER CONST...	122,074.00	442,860.00	442,860.00	0.00	15,169.00	15,169.00	305,617.00
	<a href="#">20ICONSTRUCTION</a>	REDWOOD RD WATERLINE CO...	8,356,821.62	7,500,000.00	7,500,000.00	0.00	3,273,223.38	3,273,223.38	-4,130,045.00
	<a href="#">20IDESIGN</a>	DESIGN	0.00	515,840.41	280,000.00	39,682.04	23,672.75	63,354.79	452,485.62
	<a href="#">20IINSPECTION</a>	REDWOOD RD WATER SUPPLE...	81,520.00	82,140.00	0.00	0.00	620.00	620.00	0.00
	<a href="#">20IPI</a>	REDWOOD RD PUBLIC INVOLV...	49,334.45	30,000.00	30,000.00	0.00	0.00	0.00	-19,334.45
		<b>Total Expenses:</b>	<b>8,609,750.07</b>	<b>8,570,840.41</b>	<b>8,252,860.00</b>	<b>39,682.04</b>	<b>3,312,685.13</b>	<b>3,352,367.17</b>	<b>-3,391,276.83</b>
		<b>20I Total:</b>	<b>8,609,750.07</b>	<b>8,570,840.41</b>	<b>8,252,860.00</b>	<b>39,682.04</b>	<b>3,312,685.13</b>	<b>3,352,367.17</b>	<b>-3,391,276.83</b>
<a href="#">21F</a>	SCADA MASTER PLAN	CAP EX	FACILITIES	Active					
	<b>Expenses</b>			<b>Date Range</b>	<b>Beginning</b>		<b>Ending</b>	<b>Budget</b>	
	<b>Account Key</b>	<b>Account Name</b>	<b>Encumbrances</b>	<b>Total Budget</b>	<b>Budget</b>	<b>Balance</b>	<b>Total Activity</b>	<b>Balance</b>	<b>Remaining</b>
	<a href="#">21FCONTRACT</a>	CONTRACT	7,822.48	406,261.75	255,000.00	150,601.75	37,177.52	187,779.27	210,660.00
	<a href="#">21FWIN911</a>	WIN911 SOFTWARE	0.00	0.00	0.00	660.00	0.00	660.00	-660.00
		<b>Total Expenses:</b>	<b>7,822.48</b>	<b>406,261.75</b>	<b>255,000.00</b>	<b>151,261.75</b>	<b>37,177.52</b>	<b>188,439.27</b>	<b>210,000.00</b>
		<b>21F Total:</b>	<b>7,822.48</b>	<b>406,261.75</b>	<b>255,000.00</b>	<b>151,261.75</b>	<b>37,177.52</b>	<b>188,439.27</b>	<b>210,000.00</b>
<a href="#">21I</a>	RGWTP INTERCEPTOR VAULT MODIFI...	CAP EX	WASTEWATER	Active					
	<b>Expenses</b>			<b>Date Range</b>	<b>Beginning</b>		<b>Ending</b>	<b>Budget</b>	
	<b>Account Key</b>	<b>Account Name</b>	<b>Encumbrances</b>	<b>Total Budget</b>	<b>Budget</b>	<b>Balance</b>	<b>Total Activity</b>	<b>Balance</b>	<b>Remaining</b>
	<a href="#">21ICONSTMGMT</a>	CONSTRUCTION MANAGEMENT	0.00	3,000.00	3,000.00	0.00	1,311.10	1,311.10	1,688.90
	<a href="#">21ICONSTRUCTION</a>	CONSTRUCTION	0.00	269,341.00	136,000.00	133,341.00	8,821.80	142,162.80	127,178.20
		<b>Total Expenses:</b>	<b>0.00</b>	<b>272,341.00</b>	<b>139,000.00</b>	<b>133,341.00</b>	<b>10,132.90</b>	<b>143,473.90</b>	<b>128,867.10</b>

Project Activity vs Budget Report

Date Range: 01/01/2023 - 12/31/2023

Project Number	Project Name	Group	Project Type	Status					
		<b>21I Total:</b>	<b>0.00</b>	<b>272,341.00</b>	<b>139,000.00</b>	<b>133,341.00</b>	<b>10,132.90</b>	<b>143,473.90</b>	<b>128,867.10</b>
<a href="#">21J</a>	HEADQUARTERS LANDSCAPING PHASE..	CAP EX	FACILITIES	Active					
	<b>Expenses</b>			<b>Date Range</b>	<b>Beginning</b>		<b>Ending</b>	<b>Budget</b>	
	<b>Account Key</b>	<b>Account Name</b>	<b>Encumbrances</b>	<b>Total Budget</b>	<b>Budget</b>	<b>Balance</b>	<b>Total Activity</b>	<b>Balance</b>	<b>Remaining</b>
	<a href="#">21JCHANGEORDERS</a>	CHANGE ORDERS	0.00	0.00	0.00	22,763.40	0.00	22,763.40	-22,763.40
	<a href="#">21JCONSTMGMT</a>	CONSTRUCTION ADMINISTRAT...	0.00	0.00	0.00	38,982.60	2,492.15	41,474.75	-41,474.75
	<a href="#">21JCONSTMGMTAMDMS</a>	CONSTRUCTION MANAGEMEN...	0.00	6,000.00	6,000.00	0.00	5,087.93	5,087.93	912.07
	<a href="#">21JCONSTRUCTION</a>	CONSTRUCTION	0.00	795,321.24	69,000.00	653,573.62	36,815.20	690,388.82	104,932.42
	<a href="#">21JDESIGNCONTRACT</a>	LANDSCAPE DESIGN CONTRACT	0.00	0.00	0.00	9,482.80	0.00	9,482.80	-9,482.80
	<a href="#">21JGHIDIMPROVEMENTS</a>	GHID IMPROVEMENTS	0.00	0.00	0.00	1,518.82	0.00	1,518.82	-1,518.82
	<b>Total Expenses:</b>		<b>0.00</b>	<b>801,321.24</b>	<b>75,000.00</b>	<b>726,321.24</b>	<b>44,395.28</b>	<b>770,716.52</b>	<b>30,604.72</b>
	<b>21J Total:</b>		<b>0.00</b>	<b>801,321.24</b>	<b>75,000.00</b>	<b>726,321.24</b>	<b>44,395.28</b>	<b>770,716.52</b>	<b>30,604.72</b>
<a href="#">22C</a>	LAKE PARK & MERRY LANE SUBDIVISI...	CAP EX	WATER	Active					
	<b>Expenses</b>			<b>Date Range</b>	<b>Beginning</b>		<b>Ending</b>	<b>Budget</b>	
	<b>Account Key</b>	<b>Account Name</b>	<b>Encumbrances</b>	<b>Total Budget</b>	<b>Budget</b>	<b>Balance</b>	<b>Total Activity</b>	<b>Balance</b>	<b>Remaining</b>
	<a href="#">22CCHANGEORDER</a>	CHANGE ORDERS	0.00	311,681.61	311,681.61	205,349.85	106,043.68	311,393.53	288.08
	<a href="#">22CCONSTMGMT</a>	CONSTRUCTION MANAGEMENT	0.00	77,653.75	20,000.00	12,895.00	16,917.00	29,812.00	47,841.75
	<a href="#">22CCONSTRUCTION</a>	CONSTRUCTION	11,169.80	2,039,635.52	1,196,000.00	638,285.67	1,243,315.49	1,881,601.16	146,864.56
	<a href="#">22CDESIGN</a>	DESIGN	0.00	0.00	0.00	15,288.75	0.00	15,288.75	-15,288.75
	<a href="#">22CPI</a>	PUBLIC INVOLVEMENT	0.00	22,000.00	10,000.00	12,000.00	7,197.25	19,197.25	2,802.75
	<b>Total Expenses:</b>		<b>11,169.80</b>	<b>2,450,970.88</b>	<b>1,537,681.61</b>	<b>883,819.27</b>	<b>1,373,473.42</b>	<b>2,257,292.69</b>	<b>182,508.39</b>
	<b>22C Total:</b>		<b>11,169.80</b>	<b>2,450,970.88</b>	<b>1,537,681.61</b>	<b>883,819.27</b>	<b>1,373,473.42</b>	<b>2,257,292.69</b>	<b>182,508.39</b>
<a href="#">22D</a>	4100 SOUTH & 4700 SOUTH WATERLI...	CAP EX	WATER	Active					
	<b>Expenses</b>			<b>Date Range</b>	<b>Beginning</b>		<b>Ending</b>	<b>Budget</b>	
	<b>Account Key</b>	<b>Account Name</b>	<b>Encumbrances</b>	<b>Total Budget</b>	<b>Budget</b>	<b>Balance</b>	<b>Total Activity</b>	<b>Balance</b>	<b>Remaining</b>
	<a href="#">22DCHANGEORDERS</a>	22D CHANGE ORDERS	25,505.02	138,300.00	138,300.00	0.00	111,949.98	111,949.98	845.00
	<a href="#">22DCONSTMGMT</a>	22D CONSTRUCTION ADMINIS...	5,220.70	105,053.25	40,000.00	2,932.00	30,047.30	32,979.30	66,853.25
	<a href="#">22DCONSTRUCTION</a>	22D CONSTRUCTION	145,199.19	3,100,889.72	3,100,889.72	0.00	2,436,837.65	2,436,837.65	518,852.88
	<a href="#">22DDESIGN</a>	22D ENGINEERING DESIGN	0.00	0.00	0.00	58,324.75	0.00	58,324.75	-58,324.75
	<a href="#">22DDESIGNAMENDMENTS</a>	22D DESIGN AMENDMENTS	0.00	0.00	0.00	3,796.50	0.00	3,796.50	-3,796.50
	<a href="#">22DPI</a>	22D PUBLIC INVOLVEMENT	0.00	80,000.00	80,000.00	0.00	26,443.94	26,443.94	53,556.06
	<b>Total Expenses:</b>		<b>175,924.91</b>	<b>3,424,242.97</b>	<b>3,359,189.72</b>	<b>65,053.25</b>	<b>2,605,278.87</b>	<b>2,670,332.12</b>	<b>577,985.94</b>
	<b>22D Total:</b>		<b>175,924.91</b>	<b>3,424,242.97</b>	<b>3,359,189.72</b>	<b>65,053.25</b>	<b>2,605,278.87</b>	<b>2,670,332.12</b>	<b>577,985.94</b>
<a href="#">22E</a>	WATER IN-HOUSE PROJECTS	CAP EX	WATER	Suspended					
	<b>Expenses</b>			<b>Date Range</b>	<b>Beginning</b>		<b>Ending</b>	<b>Budget</b>	
	<b>Account Key</b>	<b>Account Name</b>	<b>Encumbrances</b>	<b>Total Budget</b>	<b>Budget</b>	<b>Balance</b>	<b>Total Activity</b>	<b>Balance</b>	<b>Remaining</b>
	<a href="#">22EMATERIALS</a>	IN HOUSE CAPITAL PROJECTS ...	0.00	494,575.99	120,875.00	370,295.89	120,875.00	491,170.89	3,405.10
	<b>Total Expenses:</b>		<b>0.00</b>	<b>494,575.99</b>	<b>120,875.00</b>	<b>370,295.89</b>	<b>120,875.00</b>	<b>491,170.89</b>	<b>3,405.10</b>

Project Activity vs Budget Report

Date Range: 01/01/2023 - 12/31/2023

Project Number	Project Name	Group	Project Type	Status					
		<b>22E Total:</b>	<b>0.00</b>	<b>494,575.99</b>	<b>120,875.00</b>	<b>370,295.89</b>	<b>120,875.00</b>	<b>491,170.89</b>	<b>3,405.10</b>
<a href="#">22F</a>	RIDGELAND PUMP STATION REPLAC...	CAP EX	WATER	Active					
	<b>Expenses</b>			<b>Date Range</b>	<b>Beginning</b>	<b>Total Activity</b>	<b>Ending</b>	<b>Budget</b>	
	<b>Account Key</b>	<b>Account Name</b>	<b>Encumbrances</b>	<b>Total Budget</b>	<b>Budget</b>	<b>Balance</b>	<b>Balance</b>	<b>Remaining</b>	
	<a href="#">22FCONSTMGMT</a>	CONSTRUCTION MANAGEMENT	88,039.56	151,243.00	151,243.00	0.00	63,203.44	63,203.44	0.00
	<a href="#">22FCONSTR</a>	CONSTRUCTION	2,328,352.80	1,955,120.00	1,955,120.00	0.00	596,908.45	596,908.45	-970,141.25
	<a href="#">22FDESIGN</a>	DESIGN	0.00	465,707.17	341,870.00	123,837.17	204,219.29	328,056.46	137,650.71
	<a href="#">22FPERMITS</a>	WVC PERMIT FEES	0.00	1,767.00	1,767.00	0.00	1,767.00	1,767.00	0.00
	<b>Total Expenses:</b>		<b>2,416,392.36</b>	<b>2,573,837.17</b>	<b>2,450,000.00</b>	<b>123,837.17</b>	<b>866,098.18</b>	<b>989,935.35</b>	<b>-832,490.54</b>
	<b>22F Total:</b>		<b>2,416,392.36</b>	<b>2,573,837.17</b>	<b>2,450,000.00</b>	<b>123,837.17</b>	<b>866,098.18</b>	<b>989,935.35</b>	<b>-832,490.54</b>
<a href="#">22G</a>	WEST LAKE PUMP 1 REPLACEMENT	CAP EX	WASTEWATER	Active					
	<b>Expenses</b>			<b>Date Range</b>	<b>Beginning</b>	<b>Total Activity</b>	<b>Ending</b>	<b>Budget</b>	
	<b>Account Key</b>	<b>Account Name</b>	<b>Encumbrances</b>	<b>Total Budget</b>	<b>Budget</b>	<b>Balance</b>	<b>Balance</b>	<b>Remaining</b>	
	<a href="#">22GCONSTRUCTION</a>	CONSTRUCTION	0.00	30,241.67	30,241.67	0.00	30,241.67	30,241.67	0.00
	<b>Total Expenses:</b>		<b>0.00</b>	<b>30,241.67</b>	<b>30,241.67</b>	<b>0.00</b>	<b>30,241.67</b>	<b>30,241.67</b>	<b>0.00</b>
	<b>22G Total:</b>		<b>0.00</b>	<b>30,241.67</b>	<b>30,241.67</b>	<b>0.00</b>	<b>30,241.67</b>	<b>30,241.67</b>	<b>0.00</b>
<a href="#">22H</a>	WATER INNOVATION & METER TESTI...	CAP EX	FACILITIES	Active					
	<b>Expenses</b>			<b>Date Range</b>	<b>Beginning</b>	<b>Total Activity</b>	<b>Ending</b>	<b>Budget</b>	
	<b>Account Key</b>	<b>Account Name</b>	<b>Encumbrances</b>	<b>Total Budget</b>	<b>Budget</b>	<b>Balance</b>	<b>Balance</b>	<b>Remaining</b>	
	<a href="#">22HCONSTRUCTION</a>	CONSTRUCTION	0.00	139,015.87	133,500.00	5,515.87	133,363.79	138,879.66	136.21
	<b>Total Expenses:</b>		<b>0.00</b>	<b>139,015.87</b>	<b>133,500.00</b>	<b>5,515.87</b>	<b>133,363.79</b>	<b>138,879.66</b>	<b>136.21</b>
	<b>22H Total:</b>		<b>0.00</b>	<b>139,015.87</b>	<b>133,500.00</b>	<b>5,515.87</b>	<b>133,363.79</b>	<b>138,879.66</b>	<b>136.21</b>
<a href="#">22I</a>	WELL NO. 8 REPAIRS & UPGRADES	CAP EX	WATER	Active					
	<b>Expenses</b>			<b>Date Range</b>	<b>Beginning</b>	<b>Total Activity</b>	<b>Ending</b>	<b>Budget</b>	
	<b>Account Key</b>	<b>Account Name</b>	<b>Encumbrances</b>	<b>Total Budget</b>	<b>Budget</b>	<b>Balance</b>	<b>Balance</b>	<b>Remaining</b>	
	<a href="#">22ICONSTCO1</a>	22I CONSTRUCTION CHANGE O...	0.00	35,000.00	35,000.00	0.00	34,489.00	34,489.00	511.00
	<a href="#">22ICONSTRUCTION</a>	CONSTRUCTION	0.00	135,000.00	135,000.00	0.00	132,420.00	132,420.00	2,580.00
	<b>Total Expenses:</b>		<b>0.00</b>	<b>170,000.00</b>	<b>170,000.00</b>	<b>0.00</b>	<b>166,909.00</b>	<b>166,909.00</b>	<b>3,091.00</b>
	<b>22I Total:</b>		<b>0.00</b>	<b>170,000.00</b>	<b>170,000.00</b>	<b>0.00</b>	<b>166,909.00</b>	<b>166,909.00</b>	<b>3,091.00</b>
<a href="#">23A</a>	2023 SEWER LINING AND REHABILITA...	CAP EX	WASTEWATER	Active					
	<b>Expenses</b>			<b>Date Range</b>	<b>Beginning</b>	<b>Total Activity</b>	<b>Ending</b>	<b>Budget</b>	
	<b>Account Key</b>	<b>Account Name</b>	<b>Encumbrances</b>	<b>Total Budget</b>	<b>Budget</b>	<b>Balance</b>	<b>Balance</b>	<b>Remaining</b>	
	<a href="#">23ACONSTR</a>	CONSTRUCTION	0.00	765,587.00	765,587.00	0.00	765,587.00	765,587.00	0.00
	<b>Total Expenses:</b>		<b>0.00</b>	<b>765,587.00</b>	<b>765,587.00</b>	<b>0.00</b>	<b>765,587.00</b>	<b>765,587.00</b>	<b>0.00</b>
	<b>23A Total:</b>		<b>0.00</b>	<b>765,587.00</b>	<b>765,587.00</b>	<b>0.00</b>	<b>765,587.00</b>	<b>765,587.00</b>	<b>0.00</b>
<a href="#">23B</a>	HEADQUARTERS LANDSCAPING PHASE..	CAP EX	FACILITIES	Active					

Project Activity vs Budget Report

Date Range: 01/01/2023 - 12/31/2023

Project Number	Project Name	Group	Project Type	Status					
Expenses					Date Range	Beginning	Ending		Budget
Account Key	Account Name	Encumbrances	Total Budget	Budget	Balance	Total Activity	Balance	Remaining	
<a href="#">23BCONSTMGMT</a>	CONSTRUCTION MANAGMENT	0.00	15,000.00	15,000.00	0.00	0.00	0.00	15,000.00	
<a href="#">23BCONSTR</a>	CONSTRUCTION	0.00	120,000.00	120,000.00	0.00	0.00	0.00	120,000.00	
<a href="#">23BDESIGN</a>	23B Design Contract	0.00	10,000.00	10,000.00	0.00	23,200.00	23,200.00	-13,200.00	
<a href="#">23BDESIGNAMEND</a>	Design Amendments	0.00	6,000.00	6,000.00	0.00	6,000.00	6,000.00	0.00	
<b>Total Expenses:</b>		<b>0.00</b>	<b>151,000.00</b>	<b>151,000.00</b>	<b>0.00</b>	<b>29,200.00</b>	<b>29,200.00</b>	<b>121,800.00</b>	
<b>23B Total:</b>		<b>0.00</b>	<b>151,000.00</b>	<b>151,000.00</b>	<b>0.00</b>	<b>29,200.00</b>	<b>29,200.00</b>	<b>121,800.00</b>	
<a href="#">23C</a>	WELL NO. 1 CHLORINATOR	CAP EX	WATER	Active					
Expenses					Date Range	Beginning	Ending		Budget
Account Key	Account Name	Encumbrances	Total Budget	Budget	Balance	Total Activity	Balance	Remaining	
<a href="#">23C Design</a>	23C Design	475.00	0.00	0.00	0.00	30,225.00	30,225.00	-30,700.00	
<a href="#">23CCONST</a>	CONSTRUCTION	502,017.80	549,724.50	549,724.50	0.00	0.00	0.00	47,706.70	
<a href="#">23CCONSTMGMT</a>	23C Construction Management	0.00	0.00	0.00	0.00	9,024.50	9,024.50	-9,024.50	
<b>Total Expenses:</b>		<b>502,492.80</b>	<b>549,724.50</b>	<b>549,724.50</b>	<b>0.00</b>	<b>39,249.50</b>	<b>39,249.50</b>	<b>7,982.20</b>	
<b>23C Total:</b>		<b>502,492.80</b>	<b>549,724.50</b>	<b>549,724.50</b>	<b>0.00</b>	<b>39,249.50</b>	<b>39,249.50</b>	<b>7,982.20</b>	
<a href="#">23D</a>	ACORD RESERVOIR REPAIR & RECOAT...	CAP EX	WATER	Active					
Expenses					Date Range	Beginning	Ending		Budget
Account Key	Account Name	Encumbrances	Total Budget	Budget	Balance	Total Activity	Balance	Remaining	
<a href="#">23D CONST</a>	CONSTRUCTION	0.00	850,000.00	850,000.00	0.00	0.00	0.00	850,000.00	
<a href="#">23D CONSTMGMT</a>	CONSTRUCTION MANAGEMENT	0.00	11,500.00	11,500.00	0.00	0.00	0.00	11,500.00	
<a href="#">23DDESIGN</a>	23D ENGINEERING DESIGN	36,704.41	53,500.00	53,500.00	0.00	16,795.59	16,795.59	0.00	
<b>Total Expenses:</b>		<b>36,704.41</b>	<b>915,000.00</b>	<b>915,000.00</b>	<b>0.00</b>	<b>16,795.59</b>	<b>16,795.59</b>	<b>861,500.00</b>	
<b>23D Total:</b>		<b>36,704.41</b>	<b>915,000.00</b>	<b>915,000.00</b>	<b>0.00</b>	<b>16,795.59</b>	<b>16,795.59</b>	<b>861,500.00</b>	
<a href="#">23E</a>	BUILDINGS A&C UPGRADES AND MOD..	CAP EX	FACILITIES	Active					
Expenses					Date Range	Beginning	Ending		Budget
Account Key	Account Name	Encumbrances	Total Budget	Budget	Balance	Total Activity	Balance	Remaining	
<a href="#">23EBLDGDESIGNAMEND</a>	DESIGN AMENDMENT FOR BUI...	0.00	7,020.00	7,020.00	0.00	0.00	0.00	7,020.00	
<a href="#">23EBLDGBDESIGNAMEND</a>	DESIGN AMENDMENT FOR BUI...	0.00	1,400.00	1,400.00	0.00	0.00	0.00	1,400.00	
<a href="#">23EBLDGCDESIGNAMEND</a>	DESIGN AMENDMENT FOR BUI...	0.00	200.00	200.00	0.00	0.00	0.00	200.00	
<a href="#">23EBLDGCONSTMGMTAME</a>	CM AMANDEMENTS FOR BLDG...	0.00	1,800.00	1,800.00	0.00	0.00	0.00	1,800.00	
<a href="#">23EBUILDINGACM</a>	BUILDING A CONSTRUCTION ...	2,538.93	2,538.93	2,538.93	0.00	0.00	0.00	0.00	
<a href="#">23EBUILDINGACONST</a>	BUILDING A CONSTRUCTION	0.00	109,792.64	109,792.64	0.00	0.00	0.00	109,792.64	
<a href="#">23EBUILDINGADESIGN</a>	BUILDING A DESIGN	8,473.43	8,473.43	8,473.43	0.00	0.00	0.00	0.00	
<a href="#">23EBUILDINGBCM</a>	BUILDING B CONSTRUCTION ...	794.73	794.73	794.73	0.00	0.00	0.00	0.00	
<a href="#">23EBUILDINGBDESIGN</a>	BUILDING B DESIGN	5,167.53	5,167.53	5,167.53	0.00	0.00	0.00	0.00	
<a href="#">23EBUILDINGCCM</a>	BUILDING C CONSTRUCTION M...	3,120.34	3,120.34	3,120.34	0.00	0.00	0.00	0.00	
<a href="#">23EBUILDINGCDESIGN</a>	BUILDING C DESIGN	9,755.04	9,755.04	9,755.04	0.00	0.00	0.00	0.00	
<a href="#">23EBUILDINGCCONST</a>	BUILDING C CONSTRUCTION	0.00	26,675.28	26,675.28	0.00	14,884.00	14,884.00	11,791.28	
<a href="#">23EPROGRAM</a>	BUILDING A 2ND FLOOR PROG...	0.00	595.00	595.00	0.00	595.00	595.00	0.00	



Project Activity vs Budget Report

Date Range: 01/01/2023 - 12/31/2023

Project Number	Project Name	Group	Project Type	Status					
	<a href="#">23EROOFCONSTMGMT</a>	BUILDING A REROOF CONSTRU...	3,360.00	3,360.00	3,360.00	0.00	0.00	0.00	0.00
	<a href="#">23EROOFCONSTRUCTION</a>	BUILDING A REROOF CONSTRU...	181,600.00	181,600.00	181,600.00	0.00	0.00	0.00	0.00
	<a href="#">23EROOFDESIGN</a>	BUILDING A REROOF DESIGN	825.20	13,440.00	13,440.00	0.00	12,614.80	12,614.80	0.00
		<b>Total Expenses:</b>	<b>215,635.20</b>	<b>375,732.92</b>	<b>375,732.92</b>	<b>0.00</b>	<b>28,093.80</b>	<b>28,093.80</b>	<b>132,003.92</b>
		<b>23E Total:</b>	<b>215,635.20</b>	<b>375,732.92</b>	<b>375,732.92</b>	<b>0.00</b>	<b>28,093.80</b>	<b>28,093.80</b>	<b>132,003.92</b>
<a href="#">23F</a>	EAST REC CATHOTIC PROTECTION & ...	CAP EX		WASTEWATER	Future				
	<b>Expenses</b>				<b>Date Range</b>	<b>Beginning</b>		<b>Ending</b>	<b>Budget</b>
	<b>Account Key</b>	<b>Account Name</b>	<b>Encumbrances</b>	<b>Total Budget</b>	<b>Budget</b>	<b>Balance</b>	<b>Total Activity</b>	<b>Balance</b>	<b>Remaining</b>
	<a href="#">23FCONSTR</a>	CONSTRUCTION	0.00	141,200.00	141,200.00	0.00	0.00	0.00	141,200.00
	<a href="#">23FDEDSIGN</a>	DESIGN	41,578.50	48,800.00	48,800.00	0.00	7,221.50	7,221.50	0.00
		<b>Total Expenses:</b>	<b>41,578.50</b>	<b>190,000.00</b>	<b>190,000.00</b>	<b>0.00</b>	<b>7,221.50</b>	<b>7,221.50</b>	<b>141,200.00</b>
		<b>23F Total:</b>	<b>41,578.50</b>	<b>190,000.00</b>	<b>190,000.00</b>	<b>0.00</b>	<b>7,221.50</b>	<b>7,221.50</b>	<b>141,200.00</b>
<a href="#">23G</a>	CHESTERFIELD & WARNER EXHAUST ...	CAP EX		WASTEWATER	Active				
	<b>Expenses</b>				<b>Date Range</b>	<b>Beginning</b>		<b>Ending</b>	<b>Budget</b>
	<b>Account Key</b>	<b>Account Name</b>	<b>Encumbrances</b>	<b>Total Budget</b>	<b>Budget</b>	<b>Balance</b>	<b>Total Activity</b>	<b>Balance</b>	<b>Remaining</b>
	<a href="#">23CHESTER</a>	CONSTRUCTION	0.00	177,100.00	177,100.00	0.00	27,500.00	27,500.00	149,600.00
	<a href="#">23G Design</a>	23G Design	5,523.25	22,900.00	22,900.00	0.00	17,376.75	17,376.75	0.00
	<a href="#">23G DESIGN AMEND</a>	Design Amendments	0.00	0.00	0.00	0.00	0.00	0.00	0.00
		<b>Total Expenses:</b>	<b>5,523.25</b>	<b>200,000.00</b>	<b>200,000.00</b>	<b>0.00</b>	<b>44,876.75</b>	<b>44,876.75</b>	<b>149,600.00</b>
		<b>23G Total:</b>	<b>5,523.25</b>	<b>200,000.00</b>	<b>200,000.00</b>	<b>0.00</b>	<b>44,876.75</b>	<b>44,876.75</b>	<b>149,600.00</b>
<a href="#">23H</a>	2023 HYDRANT PURCHASE	CAP EX		WATER	Active				
	<b>Expenses</b>				<b>Date Range</b>	<b>Beginning</b>		<b>Ending</b>	<b>Budget</b>
	<b>Account Key</b>	<b>Account Name</b>	<b>Encumbrances</b>	<b>Total Budget</b>	<b>Budget</b>	<b>Balance</b>	<b>Total Activity</b>	<b>Balance</b>	<b>Remaining</b>
	<a href="#">23HFIREHYDRANTS</a>	Fire Hydrant Replacements	0.00	305,000.00	305,000.00	0.00	303,704.10	303,704.10	1,295.90
		<b>Total Expenses:</b>	<b>0.00</b>	<b>305,000.00</b>	<b>305,000.00</b>	<b>0.00</b>	<b>303,704.10</b>	<b>303,704.10</b>	<b>1,295.90</b>
		<b>23H Total:</b>	<b>0.00</b>	<b>305,000.00</b>	<b>305,000.00</b>	<b>0.00</b>	<b>303,704.10</b>	<b>303,704.10</b>	<b>1,295.90</b>
<a href="#">23I</a>	ANDERSON WTP	CAP EX		WATER	Active				
	<b>Expenses</b>				<b>Date Range</b>	<b>Beginning</b>		<b>Ending</b>	<b>Budget</b>
	<b>Account Key</b>	<b>Account Name</b>	<b>Encumbrances</b>	<b>Total Budget</b>	<b>Budget</b>	<b>Balance</b>	<b>Total Activity</b>	<b>Balance</b>	<b>Remaining</b>
	<a href="#">23I Design</a>	Anderson WTP Design	749,800.00	749,800.00	749,800.00	0.00	0.00	0.00	0.00
	<a href="#">23I Scoping Anderson Wate</a>	Anderson WTP Scoping Update	5,360.10	15,000.00	15,000.00	0.00	9,639.90	9,639.90	0.00
		<b>Total Expenses:</b>	<b>755,160.10</b>	<b>764,800.00</b>	<b>764,800.00</b>	<b>0.00</b>	<b>9,639.90</b>	<b>9,639.90</b>	<b>0.00</b>
		<b>23I Total:</b>	<b>755,160.10</b>	<b>764,800.00</b>	<b>764,800.00</b>	<b>0.00</b>	<b>9,639.90</b>	<b>9,639.90</b>	<b>0.00</b>
<a href="#">23INSTRUMENTATION</a>	INSTRUMENTATION EQUIPMENT UP...	CAP EX		FACILITIES	Future				
	<b>Expenses</b>				<b>Date Range</b>	<b>Beginning</b>		<b>Ending</b>	<b>Budget</b>
	<b>Account Key</b>	<b>Account Name</b>	<b>Encumbrances</b>	<b>Total Budget</b>	<b>Budget</b>	<b>Balance</b>	<b>Total Activity</b>	<b>Balance</b>	<b>Remaining</b>
	<a href="#">23INSTRUMENTATION</a>	INSTRUMENTATION	0.00	80,000.00	80,000.00	0.00	0.00	0.00	80,000.00

Project Activity vs Budget Report

Date Range: 01/01/2023 - 12/31/2023

Project Number	Project Name	Group	Project Type	Status					
		<b>Total Expenses:</b>	<b>0.00</b>	<b>80,000.00</b>	<b>80,000.00</b>	<b>0.00</b>	<b>0.00</b>	<b>0.00</b>	<b>80,000.00</b>
	<b>23INSTRUMENTATION Total:</b>		<b>0.00</b>	<b>80,000.00</b>	<b>80,000.00</b>	<b>0.00</b>	<b>0.00</b>	<b>0.00</b>	<b>80,000.00</b>
<a href="#">23J</a>	IN-HOUSE WATERLINE PROJECTS	CAP EX	WATER	Active					
	<b>Expenses</b>				<b>Date Range</b>	<b>Beginning</b>		<b>Ending</b>	<b>Budget</b>
	<b>Account Key</b>	<b>Account Name</b>	<b>Encumbrances</b>	<b>Total Budget</b>	<b>Budget</b>	<b>Balance</b>	<b>Total Activity</b>	<b>Balance</b>	<b>Remaining</b>
	<a href="#">23JMATERIALS</a>	MATERIALS FOR IN-HOUSE WA...	0.00	600,000.00	600,000.00	0.00	0.00	0.00	600,000.00
	<b>Total Expenses:</b>		<b>0.00</b>	<b>600,000.00</b>	<b>600,000.00</b>	<b>0.00</b>	<b>0.00</b>	<b>0.00</b>	<b>600,000.00</b>
	<b>23J Total:</b>		<b>0.00</b>	<b>600,000.00</b>	<b>600,000.00</b>	<b>0.00</b>	<b>0.00</b>	<b>0.00</b>	<b>600,000.00</b>
<a href="#">23K</a>	LARGE METER VAULT REPLUMBS	CAP EX	WATER	Active					
	<b>Expenses</b>				<b>Date Range</b>	<b>Beginning</b>		<b>Ending</b>	<b>Budget</b>
	<b>Account Key</b>	<b>Account Name</b>	<b>Encumbrances</b>	<b>Total Budget</b>	<b>Budget</b>	<b>Balance</b>	<b>Total Activity</b>	<b>Balance</b>	<b>Remaining</b>
	<a href="#">23KMATERIALS</a>	MATERIALS FOR IN-HOUSE ME...	0.00	30,000.00	30,000.00	0.00	0.00	0.00	30,000.00
	<b>Total Expenses:</b>		<b>0.00</b>	<b>30,000.00</b>	<b>30,000.00</b>	<b>0.00</b>	<b>0.00</b>	<b>0.00</b>	<b>30,000.00</b>
	<b>23K Total:</b>		<b>0.00</b>	<b>30,000.00</b>	<b>30,000.00</b>	<b>0.00</b>	<b>0.00</b>	<b>0.00</b>	<b>30,000.00</b>
<a href="#">23L</a>	WELL NO. 18 DRILLING & EQUIPING	CAP EX	WATER	Active					
	<b>Expenses</b>				<b>Date Range</b>	<b>Beginning</b>		<b>Ending</b>	<b>Budget</b>
	<b>Account Key</b>	<b>Account Name</b>	<b>Encumbrances</b>	<b>Total Budget</b>	<b>Budget</b>	<b>Balance</b>	<b>Total Activity</b>	<b>Balance</b>	<b>Remaining</b>
	<a href="#">23LDESIGN</a>	23L DESIGN ENGINEERING	408,249.70	439,214.95	439,214.95	0.00	30,965.25	30,965.25	0.00
	<b>Total Expenses:</b>		<b>408,249.70</b>	<b>439,214.95</b>	<b>439,214.95</b>	<b>0.00</b>	<b>30,965.25</b>	<b>30,965.25</b>	<b>0.00</b>
	<b>23L Total:</b>		<b>408,249.70</b>	<b>439,214.95</b>	<b>439,214.95</b>	<b>0.00</b>	<b>30,965.25</b>	<b>30,965.25</b>	<b>0.00</b>
<a href="#">23LANCER</a>	LANCER WAY/2700 WEST UPGRADES	CAP EX	WASTEWATER	Future					
	<b>Expenses</b>				<b>Date Range</b>	<b>Beginning</b>		<b>Ending</b>	<b>Budget</b>
	<b>Account Key</b>	<b>Account Name</b>	<b>Encumbrances</b>	<b>Total Budget</b>	<b>Budget</b>	<b>Balance</b>	<b>Total Activity</b>	<b>Balance</b>	<b>Remaining</b>
	<a href="#">23LANCER</a>	CONSTRUCTION	0.00	60,000.00	60,000.00	0.00	0.00	0.00	60,000.00
	<b>Total Expenses:</b>		<b>0.00</b>	<b>60,000.00</b>	<b>60,000.00</b>	<b>0.00</b>	<b>0.00</b>	<b>0.00</b>	<b>60,000.00</b>
	<b>23LANCER Total:</b>		<b>0.00</b>	<b>60,000.00</b>	<b>60,000.00</b>	<b>0.00</b>	<b>0.00</b>	<b>0.00</b>	<b>60,000.00</b>
<a href="#">23LVM</a>	2023 LARGE VALUT METER REPLACE...	CAP EX	WATER	Future					
	<b>Expenses</b>				<b>Date Range</b>	<b>Beginning</b>		<b>Ending</b>	<b>Budget</b>
	<b>Account Key</b>	<b>Account Name</b>	<b>Encumbrances</b>	<b>Total Budget</b>	<b>Budget</b>	<b>Balance</b>	<b>Total Activity</b>	<b>Balance</b>	<b>Remaining</b>
	<a href="#">LVMCONSTR</a>	LVMCONSTR	0.00	625,000.00	625,000.00	0.00	0.00	0.00	625,000.00
	<a href="#">LVMOTHER</a>	LVMOTHER	0.00	50,000.00	50,000.00	0.00	0.00	0.00	50,000.00
	<b>Total Expenses:</b>		<b>0.00</b>	<b>675,000.00</b>	<b>675,000.00</b>	<b>0.00</b>	<b>0.00</b>	<b>0.00</b>	<b>675,000.00</b>
	<b>23LVM Total:</b>		<b>0.00</b>	<b>675,000.00</b>	<b>675,000.00</b>	<b>0.00</b>	<b>0.00</b>	<b>0.00</b>	<b>675,000.00</b>
<a href="#">23M</a>	2023 CHANNEL GRINDERS	CAP EX	WASTEWATER	Active					
	<b>Expenses</b>				<b>Date Range</b>	<b>Beginning</b>		<b>Ending</b>	<b>Budget</b>
	<b>Account Key</b>	<b>Account Name</b>	<b>Encumbrances</b>	<b>Total Budget</b>	<b>Budget</b>	<b>Balance</b>	<b>Total Activity</b>	<b>Balance</b>	<b>Remaining</b>



Project Activity vs Budget Report

Date Range: 01/01/2023 - 12/31/2023

Project Number	Project Name	Group	Project Type	Status					
	<a href="#">23M 3 replacement channe</a>	2023 CHANNEL GRINDERS	0.00	125,000.00	125,000.00	0.00	112,318.09	112,318.09	12,681.91
		<b>Total Expenses:</b>	<b>0.00</b>	<b>125,000.00</b>	<b>125,000.00</b>	<b>0.00</b>	<b>112,318.09</b>	<b>112,318.09</b>	<b>12,681.91</b>
		<b>23M Total:</b>	<b>0.00</b>	<b>125,000.00</b>	<b>125,000.00</b>	<b>0.00</b>	<b>112,318.09</b>	<b>112,318.09</b>	<b>12,681.91</b>
<a href="#">23N</a>	PARKWAY WATERLINE REPLACEMENT...	CAP EX		WATER	Active				
	<b>Expenses</b>				<b>Date Range</b>	<b>Beginning</b>		<b>Ending</b>	<b>Budget</b>
	<b>Account Key</b>	<b>Account Name</b>	<b>Encumbrances</b>	<b>Total Budget</b>	<b>Budget</b>	<b>Balance</b>	<b>Total Activity</b>	<b>Balance</b>	<b>Remaining</b>
	<a href="#">23NCONSTRUCTION</a>	PARKWAY WATERLINE REPLAC...	0.00	145,065.00	145,065.00	0.00	143,158.00	143,158.00	1,907.00
		<b>Total Expenses:</b>	<b>0.00</b>	<b>145,065.00</b>	<b>145,065.00</b>	<b>0.00</b>	<b>143,158.00</b>	<b>143,158.00</b>	<b>1,907.00</b>
		<b>23N Total:</b>	<b>0.00</b>	<b>145,065.00</b>	<b>145,065.00</b>	<b>0.00</b>	<b>143,158.00</b>	<b>143,158.00</b>	<b>1,907.00</b>
<a href="#">23P</a>	HQ ALARM SYSTEM REPLACEMENT/U...	CAP EX		FACILITIES	Active				
	<b>Expenses</b>				<b>Date Range</b>	<b>Beginning</b>		<b>Ending</b>	<b>Budget</b>
	<b>Account Key</b>	<b>Account Name</b>	<b>Encumbrances</b>	<b>Total Budget</b>	<b>Budget</b>	<b>Balance</b>	<b>Total Activity</b>	<b>Balance</b>	<b>Remaining</b>
	<a href="#">23PCONSTRUCTION</a>	CONSTRUCTION	0.00	65,000.00	65,000.00	0.00	19,447.83	19,447.83	45,552.17
		<b>Total Expenses:</b>	<b>0.00</b>	<b>65,000.00</b>	<b>65,000.00</b>	<b>0.00</b>	<b>19,447.83</b>	<b>19,447.83</b>	<b>45,552.17</b>
		<b>23P Total:</b>	<b>0.00</b>	<b>65,000.00</b>	<b>65,000.00</b>	<b>0.00</b>	<b>19,447.83</b>	<b>19,447.83</b>	<b>45,552.17</b>
<a href="#">23PRVVAULT</a>	PRV VAULT ELECTRICAL UPGRADES	CAP EX		FACILITIES	Future				
	<b>Expenses</b>				<b>Date Range</b>	<b>Beginning</b>		<b>Ending</b>	<b>Budget</b>
	<b>Account Key</b>	<b>Account Name</b>	<b>Encumbrances</b>	<b>Total Budget</b>	<b>Budget</b>	<b>Balance</b>	<b>Total Activity</b>	<b>Balance</b>	<b>Remaining</b>
	<a href="#">23PRVVAULT</a>	PRV VAULT ELECTRICAL	0.00	110,000.00	110,000.00	0.00	0.00	0.00	110,000.00
		<b>Total Expenses:</b>	<b>0.00</b>	<b>110,000.00</b>	<b>110,000.00</b>	<b>0.00</b>	<b>0.00</b>	<b>0.00</b>	<b>110,000.00</b>
		<b>23PRVVAULT Total:</b>	<b>0.00</b>	<b>110,000.00</b>	<b>110,000.00</b>	<b>0.00</b>	<b>0.00</b>	<b>0.00</b>	<b>110,000.00</b>
<a href="#">23PVLAND</a>	PLEASANT VALLEY LIFTS STATION PRO...	CAP EX		WASTEWATER	Future				
	<b>Expenses</b>				<b>Date Range</b>	<b>Beginning</b>		<b>Ending</b>	<b>Budget</b>
	<b>Account Key</b>	<b>Account Name</b>	<b>Encumbrances</b>	<b>Total Budget</b>	<b>Budget</b>	<b>Balance</b>	<b>Total Activity</b>	<b>Balance</b>	<b>Remaining</b>
	<a href="#">23PVLAND</a>	LAND PURCHASE	0.00	250,000.00	250,000.00	0.00	0.00	0.00	250,000.00
		<b>Total Expenses:</b>	<b>0.00</b>	<b>250,000.00</b>	<b>250,000.00</b>	<b>0.00</b>	<b>0.00</b>	<b>0.00</b>	<b>250,000.00</b>
		<b>23PVLAND Total:</b>	<b>0.00</b>	<b>250,000.00</b>	<b>250,000.00</b>	<b>0.00</b>	<b>0.00</b>	<b>0.00</b>	<b>250,000.00</b>
<a href="#">23PVMETER</a>	PLEASANT VALLEY METER REPLACEM...	CAP EX		FACILITIES	Future				
	<b>Expenses</b>				<b>Date Range</b>	<b>Beginning</b>		<b>Ending</b>	<b>Budget</b>
	<b>Account Key</b>	<b>Account Name</b>	<b>Encumbrances</b>	<b>Total Budget</b>	<b>Budget</b>	<b>Balance</b>	<b>Total Activity</b>	<b>Balance</b>	<b>Remaining</b>
	<a href="#">23PVMETER</a>	PLEASANT VALLEY METER REPL...	0.00	35,000.00	35,000.00	0.00	0.00	0.00	35,000.00
		<b>Total Expenses:</b>	<b>0.00</b>	<b>35,000.00</b>	<b>35,000.00</b>	<b>0.00</b>	<b>0.00</b>	<b>0.00</b>	<b>35,000.00</b>
		<b>23PVMETER Total:</b>	<b>0.00</b>	<b>35,000.00</b>	<b>35,000.00</b>	<b>0.00</b>	<b>0.00</b>	<b>0.00</b>	<b>35,000.00</b>
<a href="#">23R</a>	SEWER TV INSPECTION SOFTWARE	CAP EX		WASTEWATER	Active				
	<b>Expenses</b>				<b>Date Range</b>	<b>Beginning</b>		<b>Ending</b>	<b>Budget</b>
	<b>Account Key</b>	<b>Account Name</b>	<b>Encumbrances</b>	<b>Total Budget</b>	<b>Budget</b>	<b>Balance</b>	<b>Total Activity</b>	<b>Balance</b>	<b>Remaining</b>

**Project Activity vs Budget Report**

Date Range: 01/01/2023 - 12/31/2023

Project Number	Project Name	Group	Project Type	Status					
	<a href="#">23RCCTVSOFTWARE</a>	CCTV SOFTWARE	0.00	0.00	0.00	0.00	23,587.50	23,587.50	-23,587.50
		<b>Total Expenses:</b>	<b>0.00</b>	<b>0.00</b>	<b>0.00</b>	<b>0.00</b>	<b>23,587.50</b>	<b>23,587.50</b>	<b>-23,587.50</b>
		<b>23R Total:</b>	<b>0.00</b>	<b>0.00</b>	<b>0.00</b>	<b>0.00</b>	<b>23,587.50</b>	<b>23,587.50</b>	<b>-23,587.50</b>
<a href="#">23T</a>	ZONE 1 RESERVOIR	CAP EX	WATER	Active					
	<b>Expenses</b>				<b>Date Range</b>	<b>Beginning</b>		<b>Ending</b>	<b>Budget</b>
	<b>Account Key</b>	<b>Account Name</b>	<b>Encumbrances</b>	<b>Total Budget</b>	<b>Budget</b>	<b>Balance</b>	<b>Total Activity</b>	<b>Balance</b>	<b>Remaining</b>
	<a href="#">23TLANDPURCHASE</a>	LAND PURCHASE	0.00	2,002,000.00	2,002,000.00	0.00	1,996,121.85	1,996,121.85	5,878.15
		<b>Total Expenses:</b>	<b>0.00</b>	<b>2,002,000.00</b>	<b>2,002,000.00</b>	<b>0.00</b>	<b>1,996,121.85</b>	<b>1,996,121.85</b>	<b>5,878.15</b>
		<b>23T Total:</b>	<b>0.00</b>	<b>2,002,000.00</b>	<b>2,002,000.00</b>	<b>0.00</b>	<b>1,996,121.85</b>	<b>1,996,121.85</b>	<b>5,878.15</b>
<a href="#">23WVC</a>	2023 WEST VALLEY CITY - OVERLAY & ...	CAP EX	WATER	Future					
	<b>Expenses</b>				<b>Date Range</b>	<b>Beginning</b>		<b>Ending</b>	<b>Budget</b>
	<b>Account Key</b>	<b>Account Name</b>	<b>Encumbrances</b>	<b>Total Budget</b>	<b>Budget</b>	<b>Balance</b>	<b>Total Activity</b>	<b>Balance</b>	<b>Remaining</b>
	<a href="#">WVCCONSTR</a>	WVCCONSTR	0.00	250,000.00	250,000.00	0.00	96,420.00	96,420.00	153,580.00
		<b>Total Expenses:</b>	<b>0.00</b>	<b>250,000.00</b>	<b>250,000.00</b>	<b>0.00</b>	<b>96,420.00</b>	<b>96,420.00</b>	<b>153,580.00</b>
		<b>23WVC Total:</b>	<b>0.00</b>	<b>250,000.00</b>	<b>250,000.00</b>	<b>0.00</b>	<b>96,420.00</b>	<b>96,420.00</b>	<b>153,580.00</b>

Summary

Project Summary

Project Number	Project Name	Encumbrances	Total Budget	Date Range Budget	Beginning Balance	Total Activity	Ending Balance	Budget Remaining
<a href="#">20A</a>	REDWOOD ROAD SEWERLINE PROJECT	894,911.50	2,150,246.45	2,124,260.55	108,265.48	23,105.00	131,370.48	1,123,964.47
<a href="#">20B</a>	RUSHTON WATER TREATMENT PLANT	0.00	11,951,625.19	5,197,000.00	6,754,625.19	4,168,343.88	10,922,969.07	1,028,656.12
<a href="#">20D</a>	KENT PUMP STATION REPLACEMENT ...	7,905,946.05	11,577,953.10	9,740,000.00	1,710,153.10	8,399,314.20	10,109,467.30	-6,437,460.25
<a href="#">20E</a>	PIONEER WWWS REPLACEMENT	0.00	3,912,731.12	1,190,000.00	2,722,731.12	986,376.91	3,709,108.03	203,623.09
<a href="#">20G</a>	BUILDING B ADDITION & REMODEL	0.00	899,651.87	14,267.08	885,384.79	43,388.72	928,773.51	-29,121.64
<a href="#">20I</a>	REDWOOD ROAD WATERLINE PROJECT	8,609,750.07	8,570,840.41	8,252,860.00	39,682.04	3,312,685.13	3,352,367.17	-3,391,276.83
<a href="#">21F</a>	SCADA MASTER PLAN	7,822.48	406,261.75	255,000.00	151,261.75	37,177.52	188,439.27	210,000.00
<a href="#">21I</a>	RGWTP INTERCEPTOR VAULT MODIFI...	0.00	272,341.00	139,000.00	133,341.00	10,132.90	143,473.90	128,867.10
<a href="#">21J</a>	HEADQUARTERS LANDSCAPING PHASE..	0.00	801,321.24	75,000.00	726,321.24	44,395.28	770,716.52	30,604.72
<a href="#">22C</a>	LAKE PARK & MERRY LANE SUBDIVISI...	11,169.80	2,450,970.88	1,537,681.61	883,819.27	1,373,473.42	2,257,292.69	182,508.39
<a href="#">22D</a>	4100 SOUTH & 4700 SOUTH WATERLI...	175,924.91	3,424,242.97	3,359,189.72	65,053.25	2,605,278.87	2,670,332.12	577,985.94
<a href="#">22E</a>	WATER IN-HOUSE PROJECTS	0.00	494,575.99	120,875.00	370,295.89	120,875.00	491,170.89	3,405.10
<a href="#">22F</a>	RIDGELAND PUMP STATION REPLAC...	2,416,392.36	2,573,837.17	2,450,000.00	123,837.17	866,098.18	989,935.35	-832,490.54
<a href="#">22G</a>	WEST LAKE PUMP 1 REPLACEMENT	0.00	30,241.67	30,241.67	0.00	30,241.67	30,241.67	0.00
<a href="#">22H</a>	WATER INNOVATION & METER TESTI...	0.00	139,015.87	133,500.00	5,515.87	133,363.79	138,879.66	136.21
<a href="#">22I</a>	WELL NO. 8 REPAIRS & UPGRADES	0.00	170,000.00	170,000.00	0.00	166,909.00	166,909.00	3,091.00
<a href="#">23A</a>	2023 SEWER LINING AND REHABILITA...	0.00	765,587.00	765,587.00	0.00	765,587.00	765,587.00	0.00
<a href="#">23B</a>	HEADQUARTERS LANDSCAPING PHASE..	0.00	151,000.00	151,000.00	0.00	29,200.00	29,200.00	121,800.00
<a href="#">23C</a>	WELL NO. 1 CHLORINATOR	502,492.80	549,724.50	549,724.50	0.00	39,249.50	39,249.50	7,982.20
<a href="#">23D</a>	ACORD RESERVOIR REPAIR & RECOAT...	36,704.41	915,000.00	915,000.00	0.00	16,795.59	16,795.59	861,500.00
<a href="#">23E</a>	BUILDINGS A&C UPGRADES AND MOD..	215,635.20	375,732.92	375,732.92	0.00	28,093.80	28,093.80	132,003.92
<a href="#">23F</a>	EAST REC CATHOTIC PROTECTION & ...	41,578.50	190,000.00	190,000.00	0.00	7,221.50	7,221.50	141,200.00
<a href="#">23G</a>	CHESTERFIELD & WARNER EXHAUST ...	5,523.25	200,000.00	200,000.00	0.00	44,876.75	44,876.75	149,600.00
<a href="#">23H</a>	2023 HYDRANT PURCHASE	0.00	305,000.00	305,000.00	0.00	303,704.10	303,704.10	1,295.90
<a href="#">23I</a>	ANDERSON WTP	755,160.10	764,800.00	764,800.00	0.00	9,639.90	9,639.90	0.00
<a href="#">23INSTRUMENTATION</a>	INSTRUMENTATION EQUIPMENT UP...	0.00	80,000.00	80,000.00	0.00	0.00	0.00	80,000.00
<a href="#">23J</a>	IN-HOUSE WATERLINE PROJECTS	0.00	600,000.00	600,000.00	0.00	0.00	0.00	600,000.00
<a href="#">23K</a>	LARGE METER VAULT REPLUMBS	0.00	30,000.00	30,000.00	0.00	0.00	0.00	30,000.00
<a href="#">23L</a>	WELL NO. 18 DRILLING & EQUIPING	408,249.70	439,214.95	439,214.95	0.00	30,965.25	30,965.25	0.00
<a href="#">23LANCER</a>	LANCER WAY/2700 WEST UPGRADES	0.00	60,000.00	60,000.00	0.00	0.00	0.00	60,000.00
<a href="#">23LVM</a>	2023 LARGE VALUT METER REPLACE...	0.00	675,000.00	675,000.00	0.00	0.00	0.00	675,000.00
<a href="#">23M</a>	2023 CHANNEL GRINDERS	0.00	125,000.00	125,000.00	0.00	112,318.09	112,318.09	12,681.91
<a href="#">23N</a>	PARKWAY WATERLINE REPLACEMENT...	0.00	145,065.00	145,065.00	0.00	143,158.00	143,158.00	1,907.00
<a href="#">23P</a>	HQ ALARM SYSTEM REPLACEMENT/U...	0.00	65,000.00	65,000.00	0.00	19,447.83	19,447.83	45,552.17
<a href="#">23PRVVAULT</a>	PRV VAULT ELECTRICAL UPGRADES	0.00	110,000.00	110,000.00	0.00	0.00	0.00	110,000.00
<a href="#">23PVLAND</a>	PLEASANT VALLEY LIFTS STATION PRO...	0.00	250,000.00	250,000.00	0.00	0.00	0.00	250,000.00
<a href="#">23PVMETER</a>	PLEASANT VALLEY METER REPLACEM...	0.00	35,000.00	35,000.00	0.00	0.00	0.00	35,000.00
<a href="#">23R</a>	SEWER TV INSPECTION SOFTWARE	0.00	0.00	0.00	0.00	23,587.50	23,587.50	-23,587.50
<a href="#">23T</a>	ZONE 1 RESERVOIR	0.00	2,002,000.00	2,002,000.00	0.00	1,996,121.85	1,996,121.85	5,878.15
<a href="#">23WVC</a>	2023 WEST VALLEY CITY - OVERLAY & ...	0.00	250,000.00	250,000.00	0.00	96,420.00	96,420.00	153,580.00

**Summary**

**Project Summary**

Project Number	Project Name	Encumbrances	Total Budget	Date Range Budget	Beginning Balance	Total Activity	Ending Balance	Budget Remaining
<b>Report Total:</b>		<b>21,987,261.13</b>	<b>58,908,981.05</b>	<b>43,872,000.00</b>	<b>14,680,287.16</b>	<b>25,987,546.13</b>	<b>40,667,833.29</b>	<b>-3,746,113.37</b>

**Group Summary**

Group	Encumbrances	Total Budget	Date Range Budget	Beginning Balance	Total Activity	Ending Balance	Budget Remaining
CAP EX	21,987,261.13	58,908,981.05	43,872,000.00	14,680,287.16	25,987,546.13	40,667,833.29	-3,746,113.37
<b>Report Total:</b>	<b>21,987,261.13</b>	<b>58,908,981.05</b>	<b>43,872,000.00</b>	<b>14,680,287.16</b>	<b>25,987,546.13</b>	<b>40,667,833.29</b>	<b>-3,746,113.37</b>

**Type Summary**

Group	Encumbrances	Total Budget	Date Range Budget	Beginning Balance	Total Activity	Ending Balance	Budget Remaining
FACILITIES	223,457.68	3,062,983.65	1,294,500.00	1,768,483.65	335,066.94	2,103,550.59	735,975.38
WASTEWATER	942,013.25	7,956,147.24	5,074,089.22	2,964,337.60	2,003,447.32	4,967,784.92	2,046,349.07
WATER	20,821,790.20	47,889,850.16	37,503,410.78	9,947,465.91	23,649,031.87	33,596,497.78	-6,528,437.82
<b>Report Total:</b>	<b>21,987,261.13</b>	<b>58,908,981.05</b>	<b>43,872,000.00</b>	<b>14,680,287.16</b>	<b>25,987,546.13</b>	<b>40,667,833.29</b>	<b>-3,746,113.37</b>



GRANGER-HUNTER  
IMPROVEMENT DISTRICT

---

# ENGINEERING REPORT

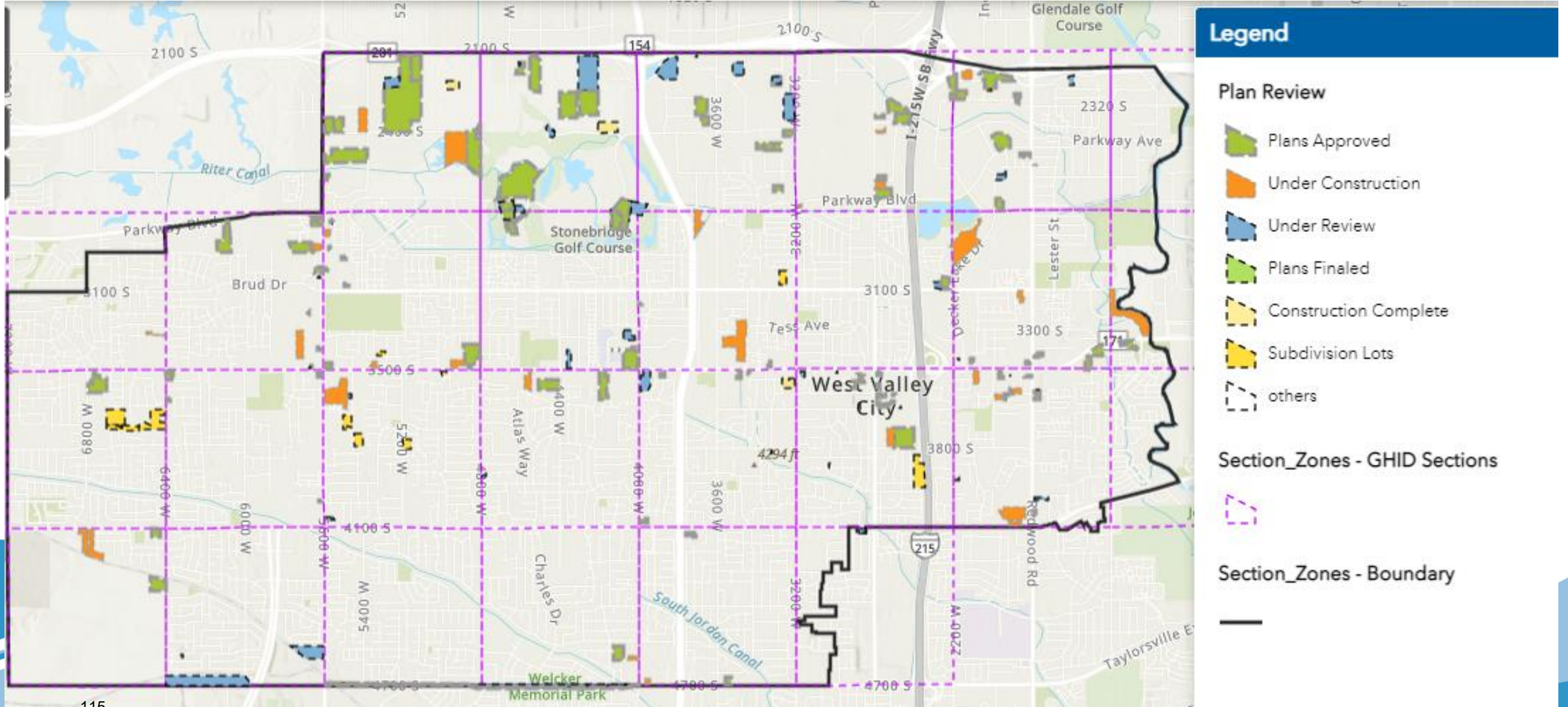
December 2023 Board Meeting

# PLAN REVIEW UPDATE

	PROJECT NAME	NOTES	ADDRESS	TYPE	STATUS
1	Dominion Energy District Regulator Station	Adding landscape meter	2118 S 3600 W	Other	Resubmittal Required
2	Wasatch WVC Office		3535 S Market St	Tenant Improvement	Resubmittal Required
3	UDOT\3500 South Project	Adding sidewalk, curb and gutter		Other	Resubmittal Required
4	Wallace Stegner Academy		4590 S 5600 W	Institutional	Resubmittal Required
5	Biomerics	Medical device contract manufacturing	2778 S Leadership Ct	Tenant Improvement	Final Approval
6	Uptown Cheapskate & Kid2Kid		2750 S 5600 W	Tenant Improvement	Final Approval
7	Swire Coca-Cola South Warehouse Fire System		2269 S 3270 W	Tenant Improvement	Resubmittal Required
8	Fetzer Woodworking Fire System		4850 W 3500 S	Tenant Improvement	Resubmittal Required
9	Permaplate		4625 Lake Park Blvd 3rd Floor	Tenant Improvement	Final Approval
10	The Landing Fire System		2750 S 5600 W	Tenant Improvement	Final Approval
11	Commercial Retail Development	Verifying sewer capacity in area for multiple new commercial units.	3995 S Redwood Rd	Commercial	Project on Hold
12	Dominion Energy District Regulator Station	Adding landscape meter	4503 W 2100 S	Other	Resubmittal Required
13	WVC Brighton Canal Storm Drain Improvements		2600 W to Redwood Rd	Other	Under Review
14	New Life Center UPC	Constructing 2nd building.	3885 W 4100 S	Commercial	Under Review
15	West Valley Medical Building		1778 W 4100 S	Tenant Improvement	Under Review



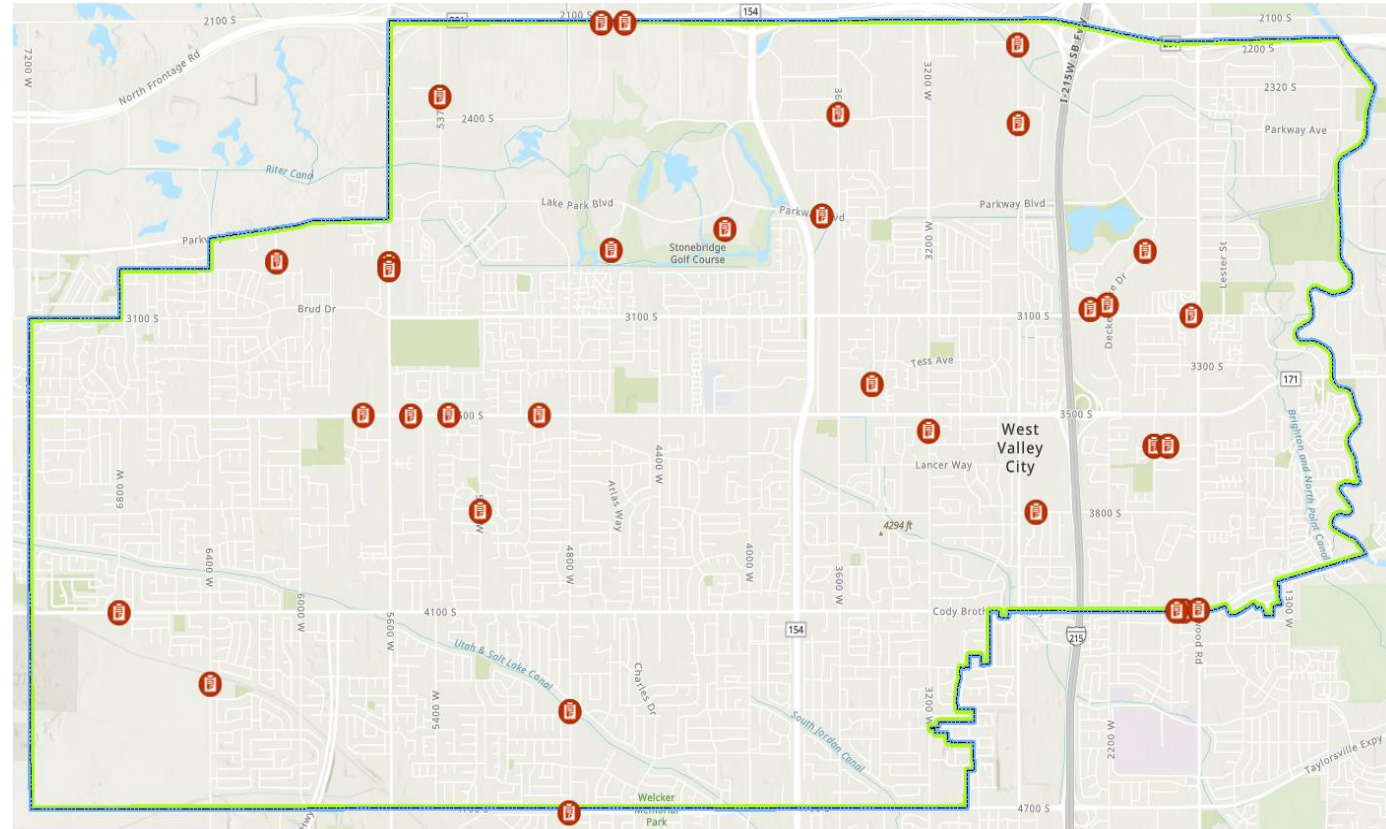
# PLAN REVIEW UPDATE



# INSPECTIONS UPDATE

Projects Under  
**33**  
Inspection

 Sprinter Wash-Detail Shop 2330 S 5370 W	 West Valley Self-Storage 4322 S 6400 W
 RGA Design Center 1741 W 3100 S	 5600 Hotel LLC 2878 S 5600 W
 Morrell Office Warehouse 2411 S 2700 W	 Stonebridge Bldg. 2 2785 S LEADERSHIP CT
 20E Pioneer WWPS Replacement 2184 S CONSTITUTION BLVD	 Decker Station Apts 3058 S DECKER LAKE DR
 West Lake Junior High School 3400 S 3450 W	 Decker Lake Flex 3076 S DECKER LAKE DR
 H20 Lofts Apartments 2864 S DECKER LAKE DR	 20I 3100 S - 4100 S Redwood Rd Water Project
 The Meadows on 32nd Townhomes 3554 S 3200 W	 22F Ridgeland Pump Station Replacement 2386 S 3600 W
 Weston Fields Sub Phase 1 6803 W 4100 S	 Blind Rock Building 1875 W 3600 S
 West Valley Flats Sub 5340 W 3500 S	 Lake Park Lot 1A (Nusano Radioisotope) 4129 W LAKE PARK BLVD
 Back 9 Apartments 2600 W 3800 S	 Peak JCB Dealerships 4527 W SOUTH FRONTAGE RD
 Ark Plaza 3601 S 1950 W	 Asahi Refinery 4601 W SOUTH FRONTAGE RD
 West Valley Family Medicine 1778 W 4100 S	 Heather Villas Sub 6087 W PARKWAY BLVD
 4700 S Expansion Project 4000-5600 W on 4700 S	 Bonneville Townhomes 2900 S 5600 W
 Next Step Warehouse 3747 W PARKWAY BLVD	 Erin Hills Estates 5507 W 3500 S
 20D Kent Booster Pump Station 4404 S 4800 W	 Sage Valley Apartments 1812 W 4100 S
 Mountain View Micro Flex 5718 W 3500 S	
 Day Estates Sub 3789 S 5200 W	





# BACK 9 APARTMENTS – 2600 W 3800 S




10" sewer main with spacers  
inside 15" casing



Casing end seals



# DECKER STATION – 3058 S DECKER LAKE DR



4" meter vault



Valve, pipe, and fittings behind vault on customer's side